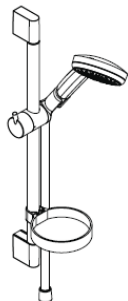


Montageanleitung



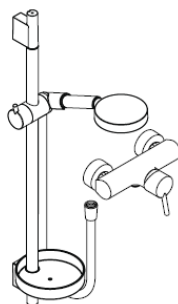
Unica'C
27610000
27611000



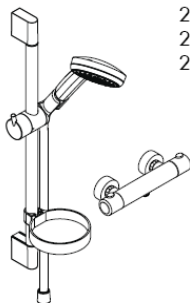
**Cromo 100 Vario/
Unica'C Set**
27771000
27772000
27776000



Unica'S Puro
28631XXX
28632XXX

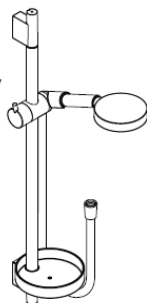


Raindance Talis S Combi
27073000

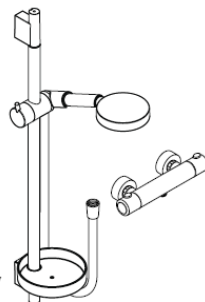


Cromo 100 Multi Combi
27085000
27086000

**Cromo 100 Multi/
Unica'C Set**
27774000
27775000
27777000



**Raindance S 100 AIR 3jet/
Unica'S Puro Set**
27880000
27882000



Raindance S Combi
27075000
27076000

**Raindance S 120 AIR 3jet/
Unica'S Puro Set**
27884000
27886000

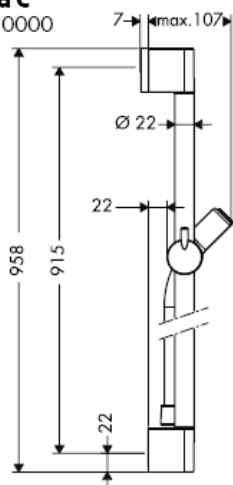
hansgrohe



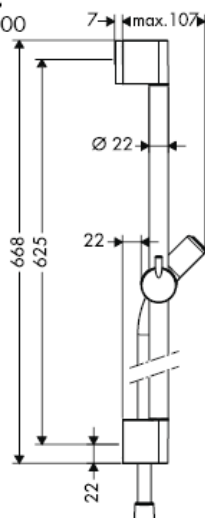
Optimale Funktion nur in Verbindung mit Hansgrohe Handbrausen und Hansgrohe Brausenschläuchen garantiert.

Brausenschläuche sind nur zum Anschluss von Brausen an Armaturen geeignet. Eine Absperrung nach dem Schlauch in Fließrichtung ist unzulässig!

Unica'C
27610000



Unica'C
27611000



Croma 100 Vario / Unica'C Set
27771000

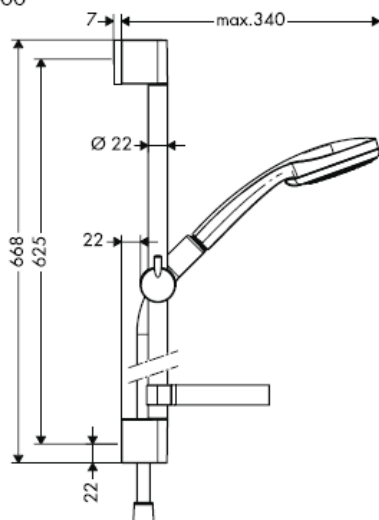
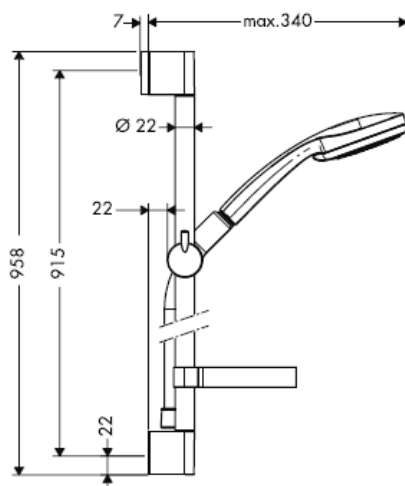
Croma 100 Multi / Unica'C Set
27774000

Croma 100 Vario / Unica'C Set
27772000

Croma 100 Multi / Unica'C Set
27775000

Croma 100 Vario 9,4 l / Unica'C Set
27776000

Croma 100 Multi 9,4 l / Unica'C Set
27777000



Croma 100 Multi Combi

27085000

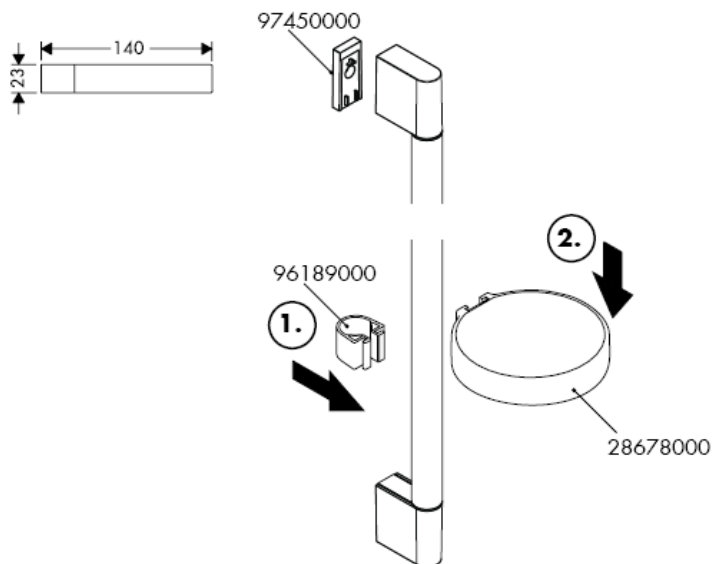


Croma 100 Multi Combi

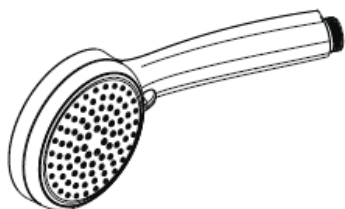
27086000



Cassetta'C



Croma 100 Vario
28535000
Croma 100 Vario 9,4l
28537000



Rain



Normal

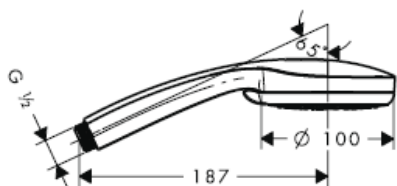
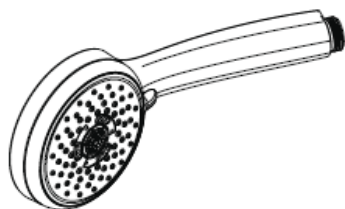


Shampoo



Massage

Croma 100 Multi
28536000
Croma 100 Multi 9,4l
28538000



Rain

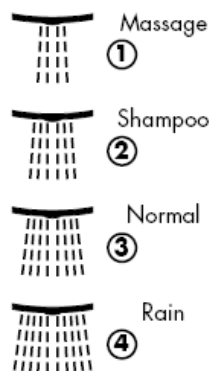
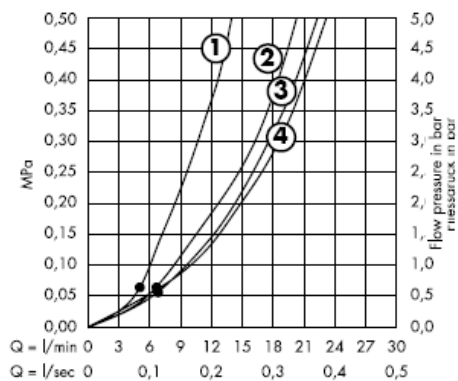
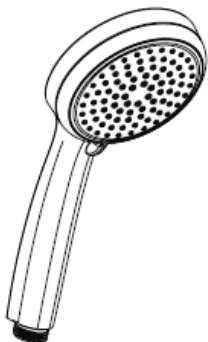


Massage

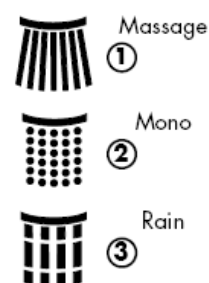
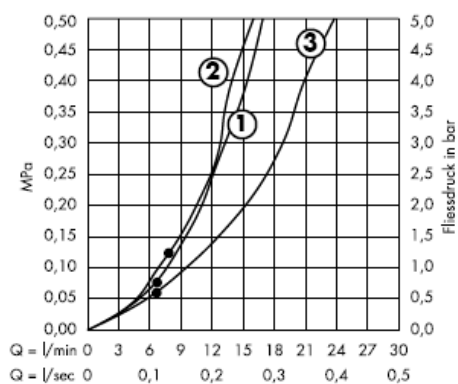
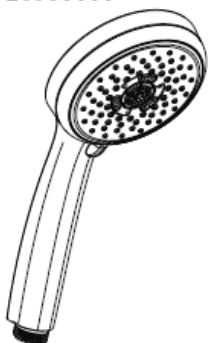


Mono

Croma 100 Vario
28535000

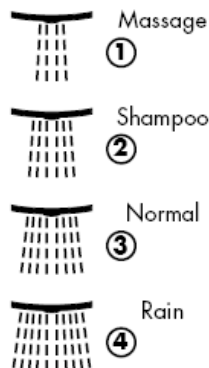
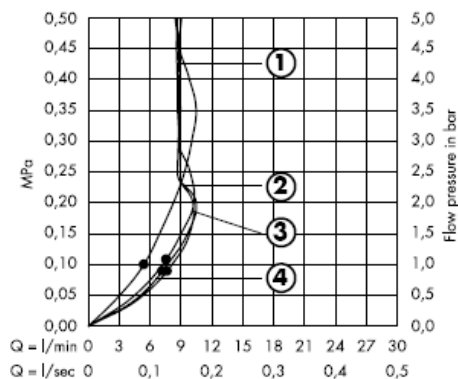
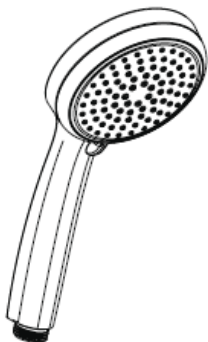


Croma 100 Multi
28536000

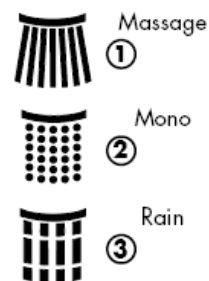
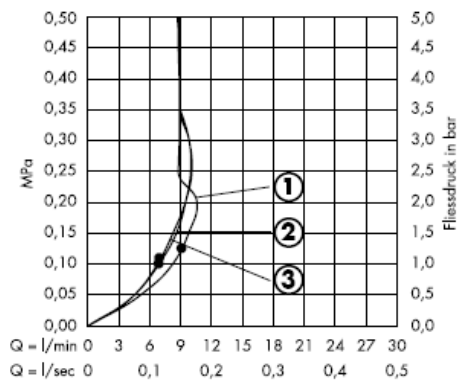
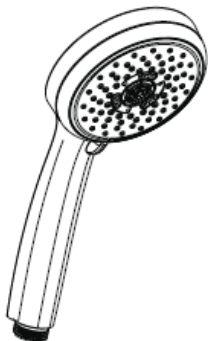


Ab • ist die Funktion gewährleistet.

Croma 100 Vario 9,4l
28537000

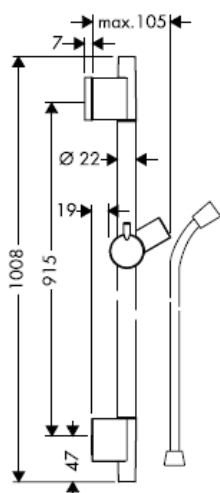


Croma 100 Multi 9,4l
28538000

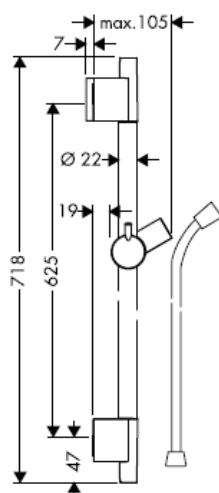


Ab • ist die Funktion gewährleistet.

Unica'S Puro
28631XXX



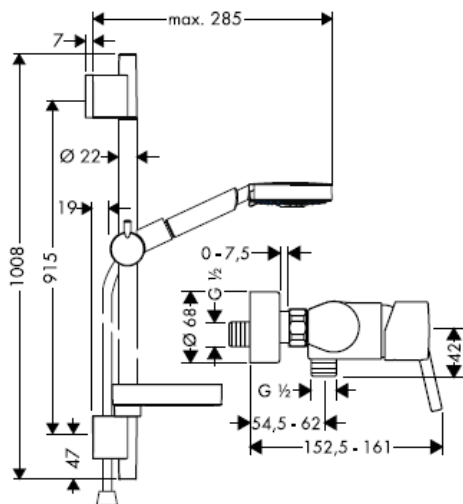
Unica'S Puro
28632XXX



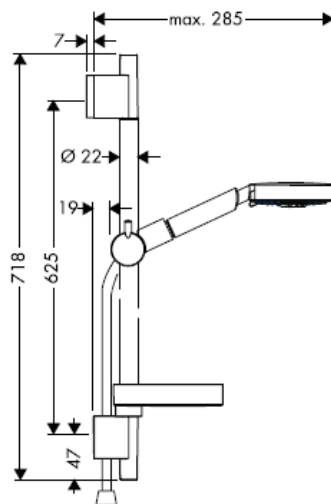
Cassetta'S Puro
28679000



Raindance S 100 AIR 3jet / Unica'S Puro
27880000
Raindance Talis S Combi
27073000



Raindance S 100 AIR 3jet / Unica'S Puro
27882000



Raindance S Combi
27075000



Raindance S Combi
27076000



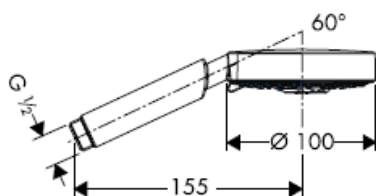
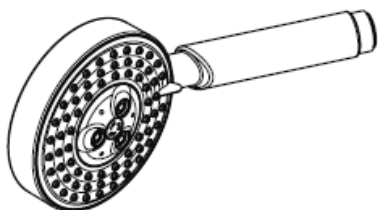
Raindance S 120 AIR 3jet / Unica'S Puro Set
27884000



Raindance S 120 AIR 3jet / Unica'S Puro Set
27886000



Raindance S 100 AIR 3jet
28504000



Rain AIR

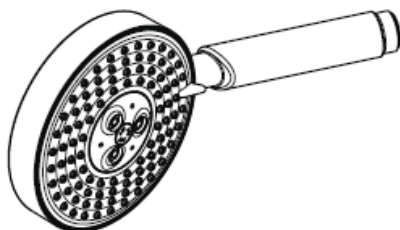


Balance AIR



Whirl AIR

Raindance S 120 AIR 3jet
28514000



Rain AIR




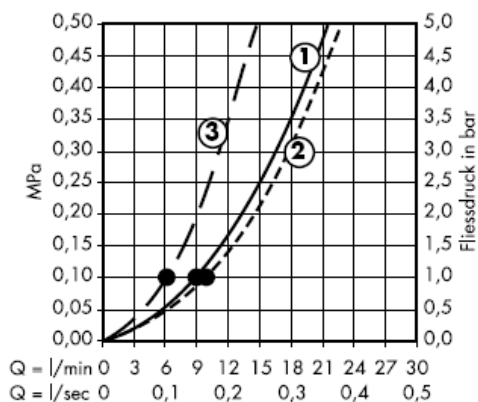
Balance AIR




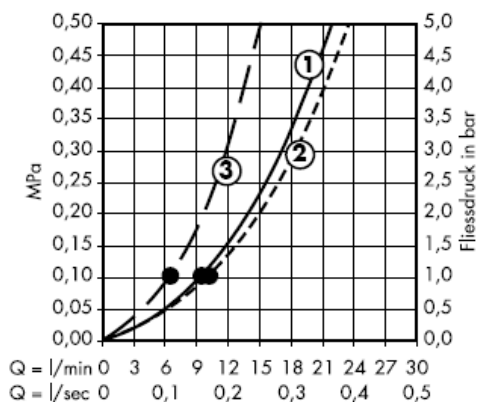
Whirl AIR

Raindance S 100 AIR 3jet
28504000
Raindance S 120 AIR 3jet
28514000

Mit Filtereinsatz (A)



Mit Siebdichtung (B)



Ab • ist die Funktion gewährleistet.

Die Handbrause ist für den Einsatz mit Durchlauferhitzern ab einer Leistung von 21 kW und einem Mindestdurchfluss von 7 l/min geeignet.

Technische Daten

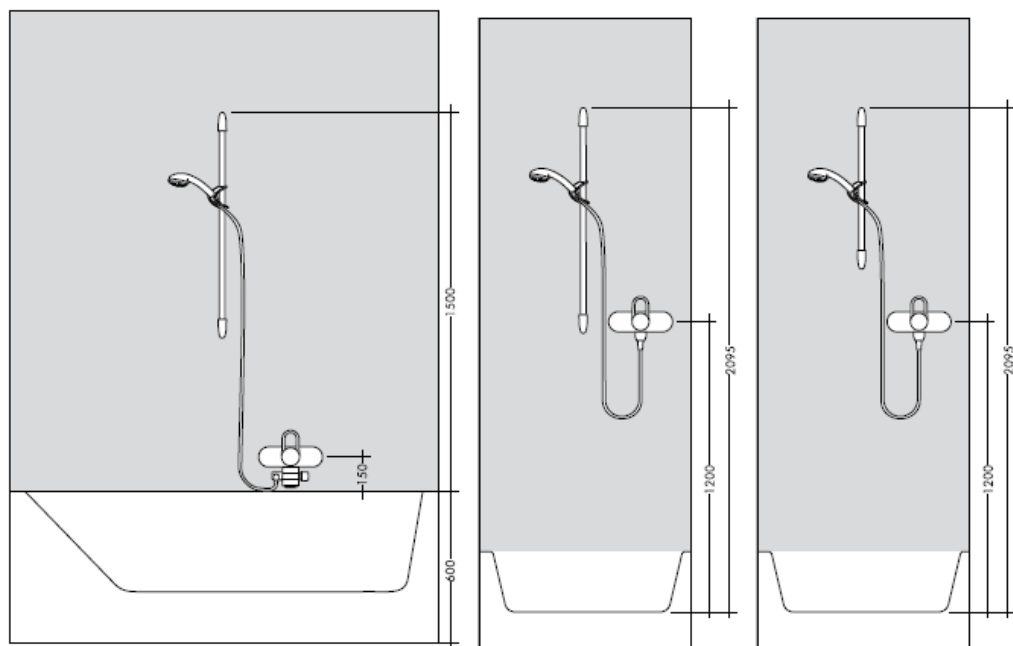
Betriebsdruck: max. 0,6 MPa
Empfohlener Betriebsdruck: 0,1 – 0,4 MPa
(1 MPa = 10 bar = 147 PSI)
Heißwassertemperatur: max. 60° C

Bei der Montage des Produktes durch qualifiziertes Fachpersonal ist darauf zu achten, dass die Befestigungsfläche im gesamten Bereich der Befestigung plan ist (keine vorstehenden Fugen oder Fliesenversatz), der Wandaufbau für eine Montage des Produktes geeignet ist und insbesondere keine Schwachstellen aufweist.
Die beigelegten Schrauben und Dübel sind nur für Beton geeignet. Bei anderen Wandaufbauten sind die Herstellerangaben des Dübelherstellers zu beachten.

Prüfzeichen

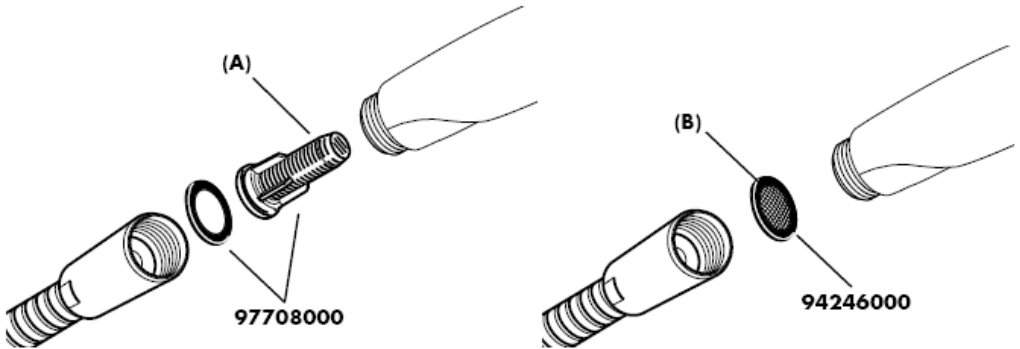
	DVGW	P-IX	SVGW	ACS	NF	WRAS	KIWA
27073000				X			
27076000				X			
27086000				X			
27772000				X			
27775000				X			
27882000				X			
27886000				X			

Maße möglichst dem Fliesenraster anpassen.



* Silikon (essigsäurefrei!)



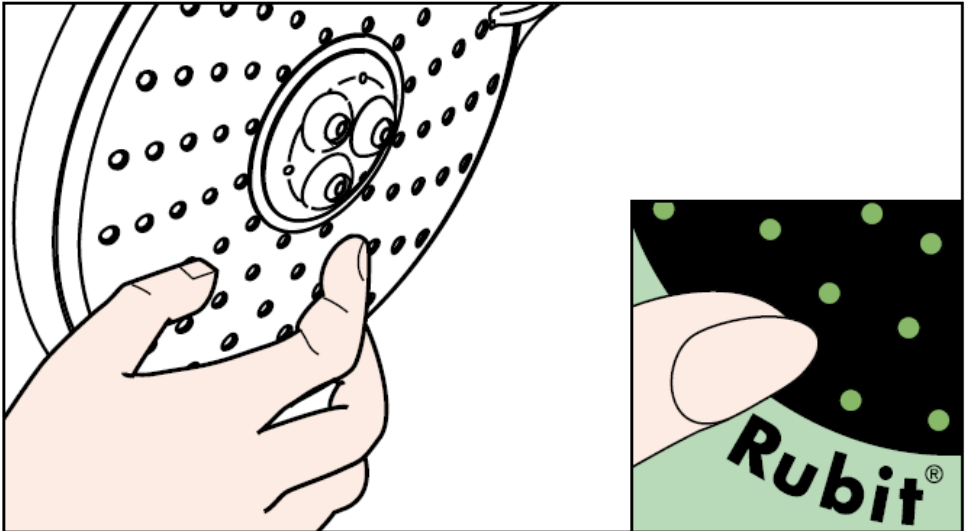


Der beige packte Filtereinsatz (A) muss eingebaut werden, um den Normdurchfluss der Handbrause zu gewährleisten und um Schmutzeinspülungen aus dem Leitungsnetz zu vermeiden. Wird ein größerer Wasserdurchfluss gewünscht, muss anstelle des Filtereinsatzes (A) die Siebdichtung (B) eingesetzt werden.

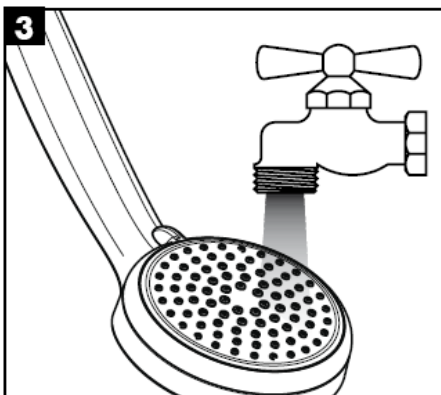
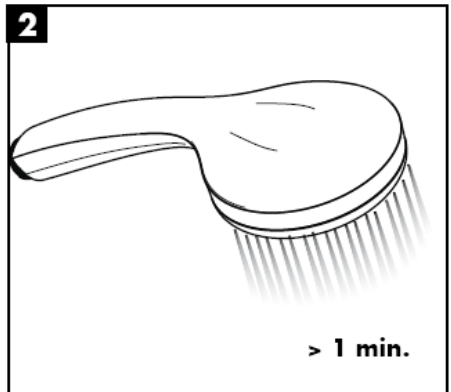
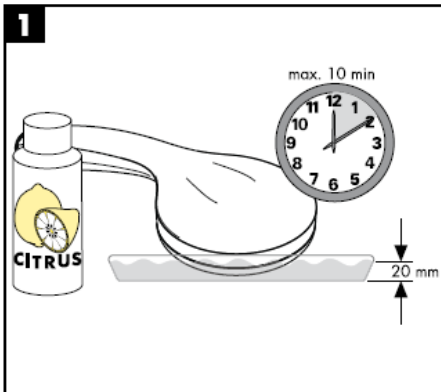
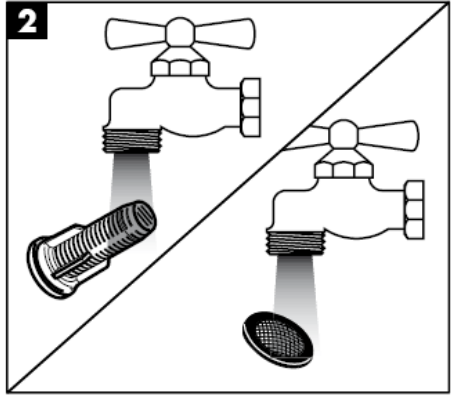
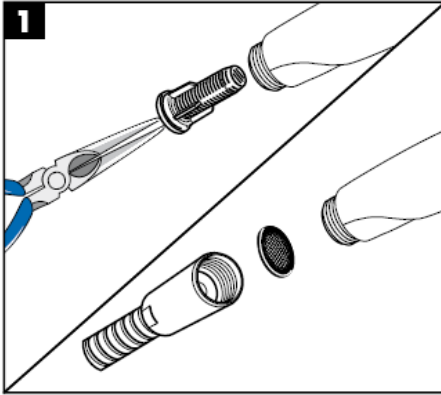
Schmutzeinspülungen können die Funktion beeinträchtigen und/oder zu Beschädigungen an Funktionsteilen der Handbrause führen, für hieraus ergebende Schäden haftet Hansgrohe nicht.

Reinigung

Mit Rubit®, der manuellen Reinigungsfunktion können die Strahlformer durch einfaches rubbeln vom Kalk befreit werden.



Reinigung

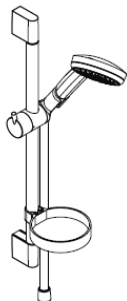


hansgrohe

Instructions de montage



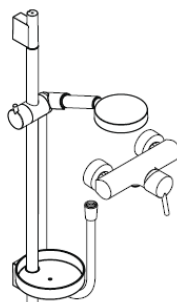
Unica'C
27610000
27611000



**Cromo 100 Vario/
Unica'C Set**
27771000
27772000
27776000

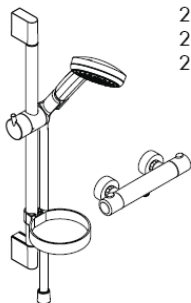


Unica'S Puro
28631XXX
28632XXX

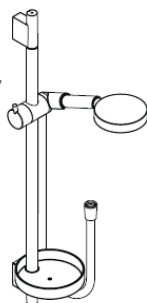


Raindance Talis S Combi
27073000

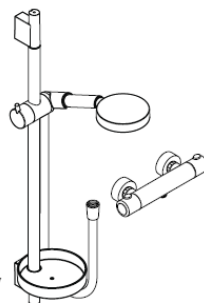
**Cromo 100 Multi/
Unica'C Set**
27774000
27775000
27777000



Cromo 100 Multi Combi
27085000
27086000



**Raindance S 100 AIR 3jet/
Unica'S Puro Set**
27880000
27882000



Raindance S Combi
27075000
27076000

**Raindance S 120 AIR 3jet/
Unica'S Puro Set**
27884000
27886000

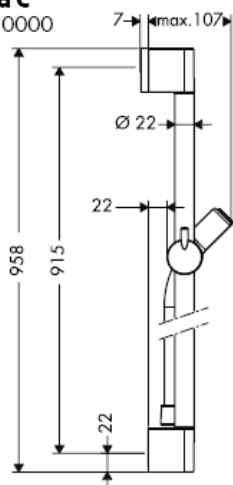
hansgrohe



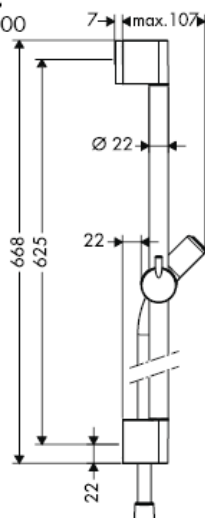
Un fonctionnement optimal est seulement garanti en combinaison avec des douches à main et des flexibles Hansgrohe.

Les flexibles de douche ne doivent être utilisés que pour le raccordement d'une douche à main à un robinet. Le montage d'un système d'arrêt après le flexible, en direction du courant d'eau est strictement interdit.

Unica'C
27610000

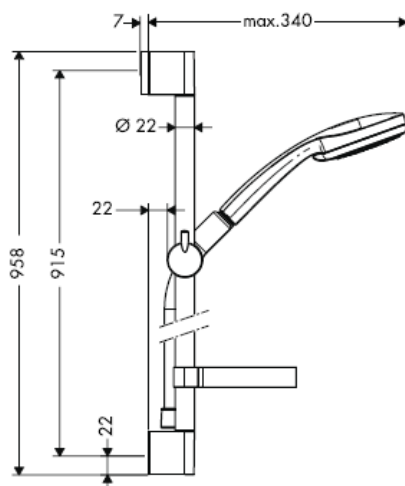


Unica'C
27611000



Croma 100 Vario / Unica'C Set
27771000

Croma 100 Multi / Unica'C Set
27774000

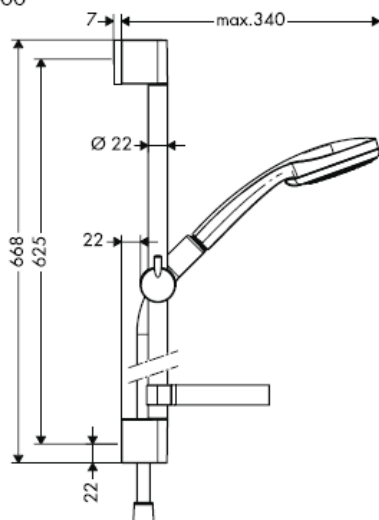


Croma 100 Vario / Unica'C Set
27772000

Croma 100 Multi / Unica'C Set
27775000

Croma 100 Vario 9,4 l / Unica'C Set
27776000

Croma 100 Multi 9,4 l / Unica'C Set
27777000



Croma 100 Multi Combi

27085000

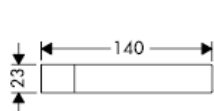


Croma 100 Multi Combi

27086000



Cassetta'C



97450000

96189000

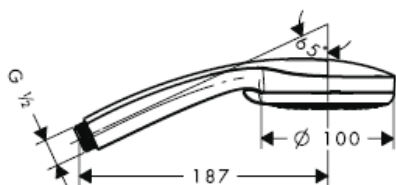
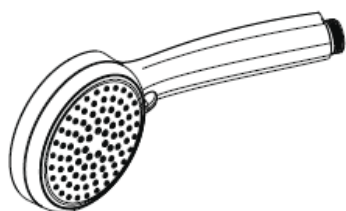


2.

28678000



Croma 100 Vario
28535000
Croma 100 Vario 9,4l
28537000



Rain



Normal

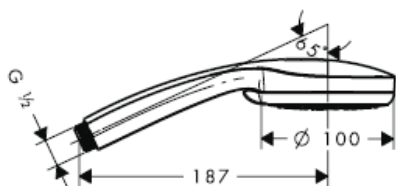
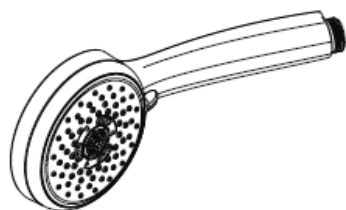


Shampoo



Massage

Croma 100 Multi
28536000
Croma 100 Multi 9,4l
28538000



Rain

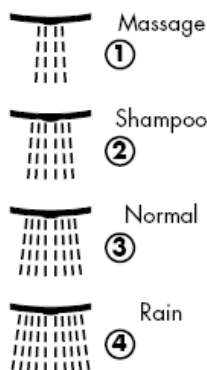
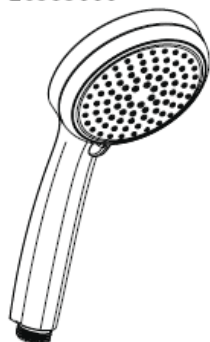


Massage

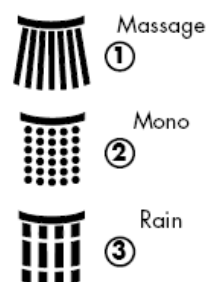
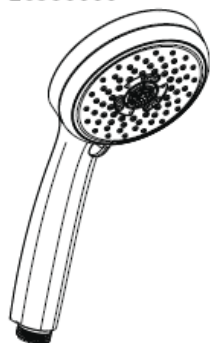


Mono

Croma 100 Vario
28535000

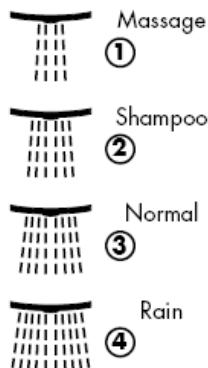
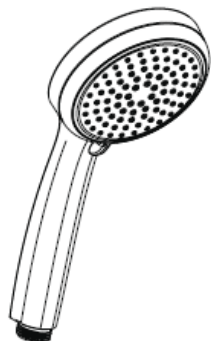


Croma 100 Multi
28536000

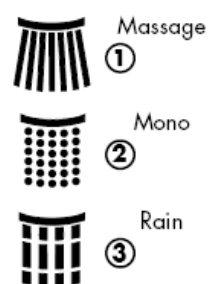
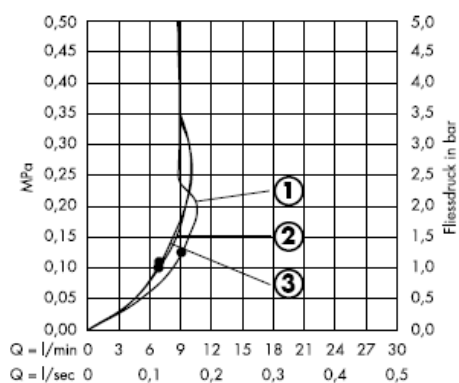
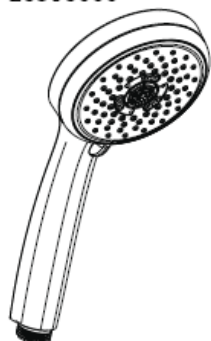


A partir de • le fonctionnement est garanti.

Croma 100 Vario 9,4l
28537000



Croma 100 Multi 9,4l
28538000



A partir de • le fonctionnement est garanti.

Unica'S Puro
28631XXX



Unica'S Puro
28632XXX



Cassetta'S Puro
28679000



Raindance S 100 AIR 3jet / Unica'S Puro
27880000
Raindance Talis S Combi
27073000



Raindance S 100 AIR 3jet / Unica'S Puro
27882000



Raindance S Combi
27075000



Raindance S Combi
27076000



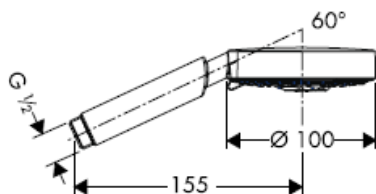
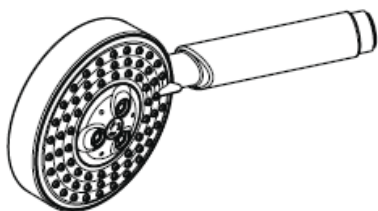
Raindance S 120 AIR 3jet / Unica'S Puro Set
27884000



Raindance S 120 AIR 3jet / Unica'S Puro Set
27886000



Raindance S 100 AIR 3jet
28504000



Rain AIR

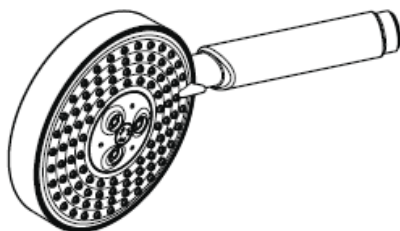


Balance AIR



Whirl AIR

Raindance S 120 AIR 3jet
28514000



Rain AIR



Balance AIR



Whirl AIR


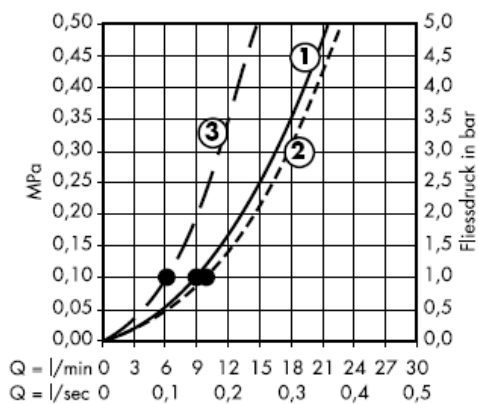
Raindance S 100 AIR 3jet

28504000


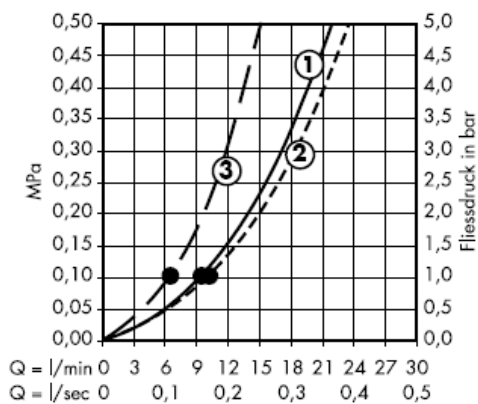
Raindance S 120 AIR 3jet

28514000

Avec élément-filtre (A)



Avec joint- filtre (B)



A partir de • le fonctionnement est garanti.

La douchette à main fonctionne avec chauffe-eau à partir de 21 kW et un débit minimum de 7 l/min.

Informations techniques

Pression de service autorisée: max. 0,6 MPa
Pression de service conseillée: 0,1 – 0,4 MPa
(1 MPa = 10 bars = 147 PSI)
Température max. d'eau chaude: max. 60° C

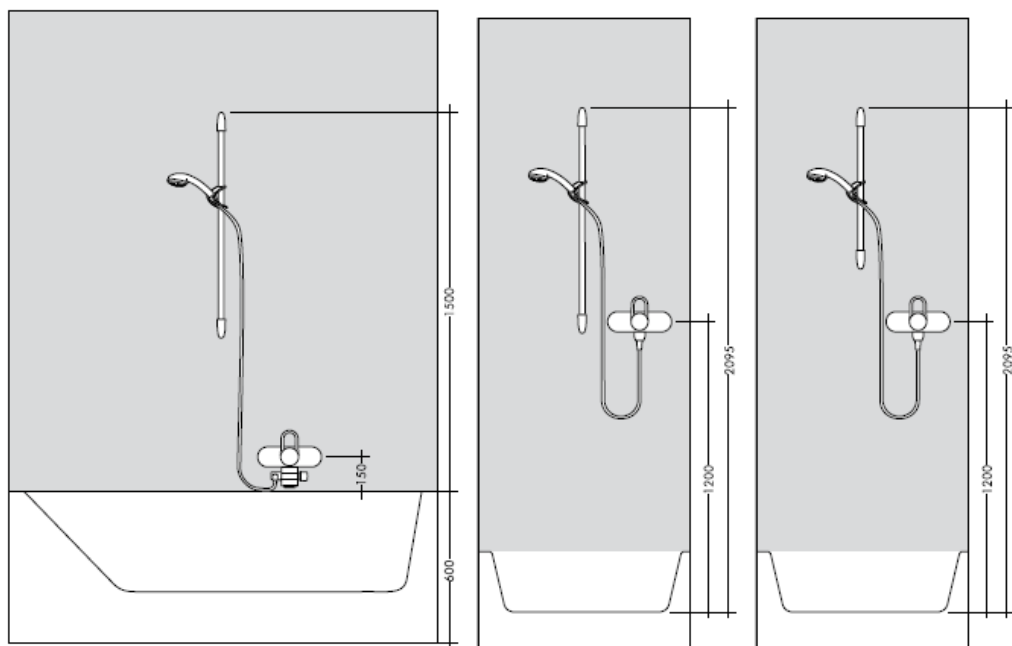
Lors du montage du produit par un ouvrier qualifié, il faut faire attention à ce que la surface de fixation soit plane sur toute son étendue (aucun dépassement de joint ni de carrelage), que la construction de la paroi soit adaptée à l'installation du produit et surtout ne présente aucun point faible.

Les vis et les chevilles fournies sont uniquement appropriées au béton. Pour les autres constructions, il faudra tenir compte des préconisations du fabricant de cheville.

Classification acoustique et débit

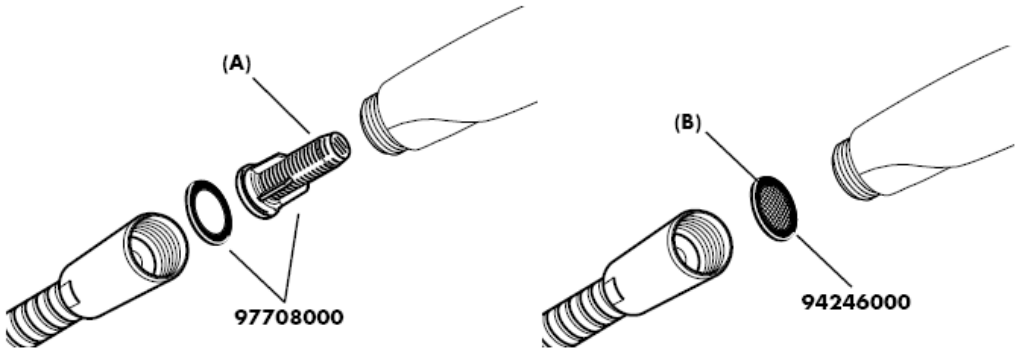
	DVGW	P-IX	SVGW	ACS	NF	WRAS	KIWA
27073000				X			
27076000				X			
27086000				X			
27772000				X			
27775000				X			
27882000				X			
27886000				X			

Adapter si possible, les mesures à la dimension des carreaux.



* Silicone (sans acide acétique!)



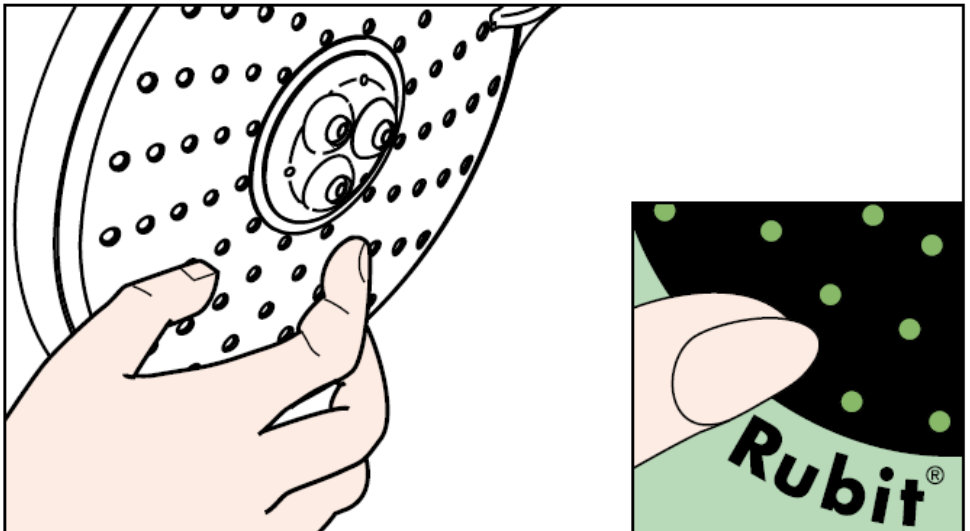


L'élément-filtre (A), pièce jointe, doit être installé pour garantir le débit normalisé et pour éviter l'infiltration d'impuretés venant du réseau. Si l'on désire un débit plus important, il faut remplacer l'élément-filtre (A) par le joint-filtre (B).

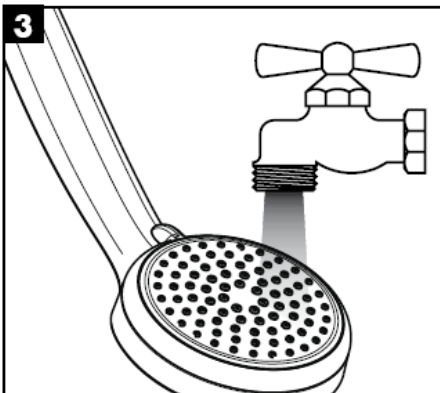
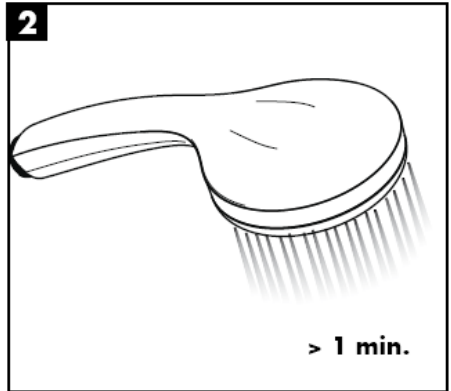
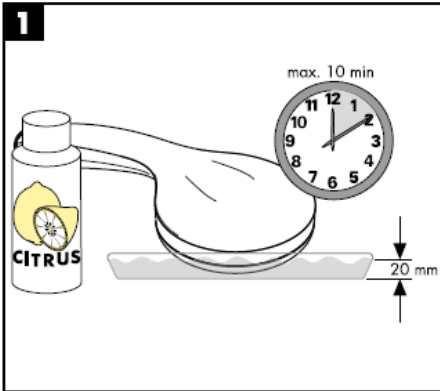
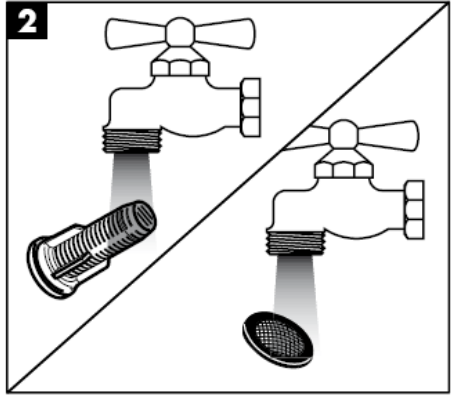
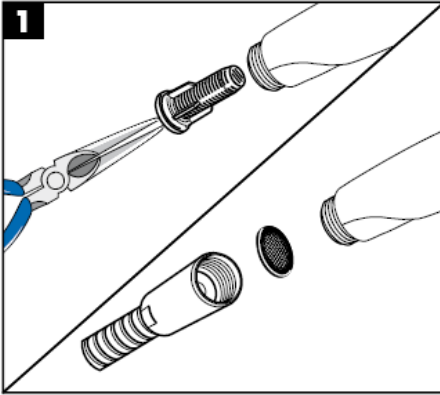
L'infiltration d'impuretés peut réduire ou détériorer le fonctionnement de la douchette, Hansgrohe ne se porte pas garant pour les dommages en résultant.

Nettoyage

La pomme de douche est équipée de Rubit®, le système anticalcaire manuel. Les dépôts de calcaire s'enlèvent en frottant avec un doigt ou avec une éponge sur les ouvertures de jets élastiques.



Nettoyage

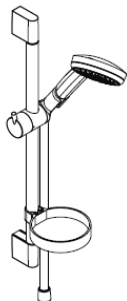


hansgrohe

assembly instructions



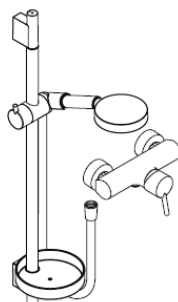
Unica'C
27610000
27611000



**Cromo 100 Vario/
Unica'C Set**
27771000
27772000
27776000

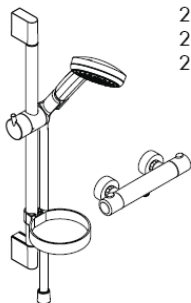


Unica'S Puro
28631XXX
28632XXX

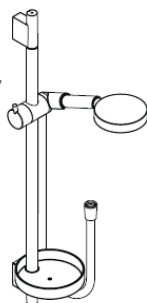


Raindance Talis S Combi
27073000

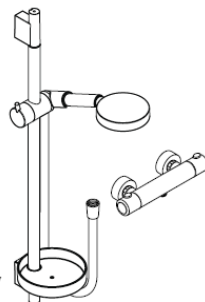
**Cromo 100 Multi/
Unica'C Set**
27774000
27775000
27777000



Cromo 100 Multi Combi
27085000
27086000



**Raindance S 100 AIR 3jet/
Unica'S Puro Set**
27880000
27882000



Raindance S Combi
27075000
27076000

**Raindance S 120 AIR 3jet/
Unica'S Puro Set**
27884000
27886000

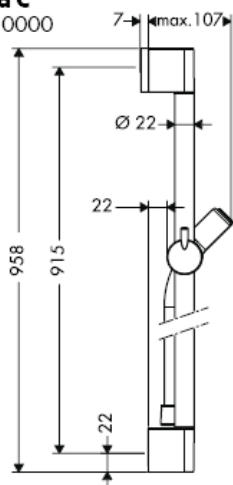
hansgrohe



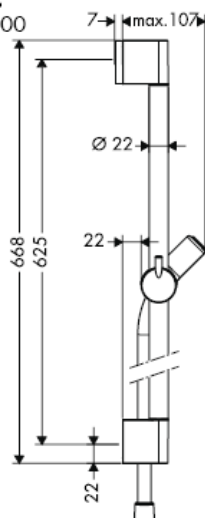
Optimal functioning is only guaranteed with the combination of Hansgrohe hand showers and Hansgrohe shower hoses.

Shower hoses are only suitable for a connection from the shower to the fitting. Never fit a shut-off device between the fitting and the hose.

Unica'C
27610000



Unica'C
27611000



Croma 100 Vario / Unica'C Set
27771000

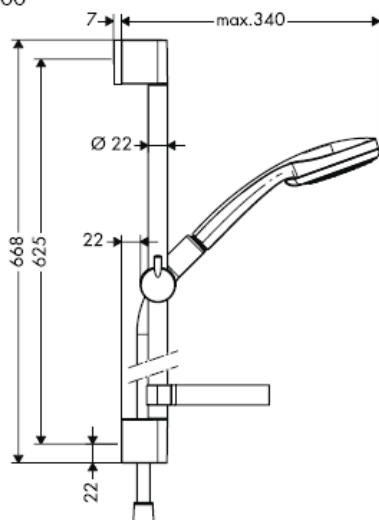
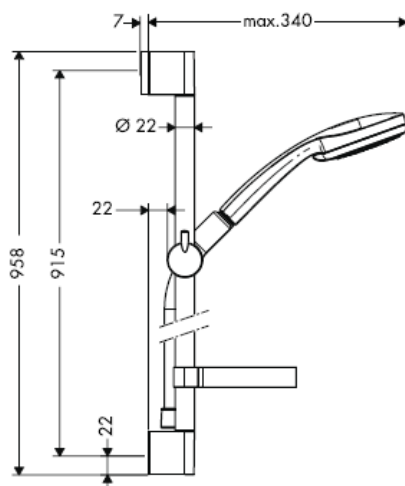
Croma 100 Multi / Unica'C Set
27774000

Croma 100 Vario / Unica'C Set
27772000

Croma 100 Multi / Unica'C Set
27775000

Croma 100 Vario 9,4 l / Unica'C Set
27776000

Croma 100 Multi 9,4 l / Unica'C Set
27777000



Croma 100 Multi Combi

27085000

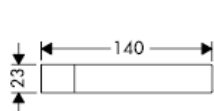


Croma 100 Multi Combi

27086000



Cassetta'C



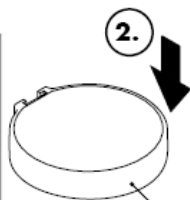
97450000

96189000

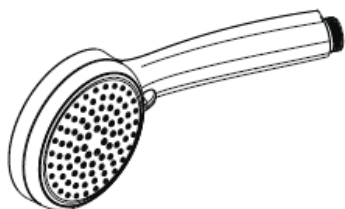


2.

28678000



Croma 100 Vario
28535000
Croma 100 Vario 9,4l
28537000



Rain



Normal

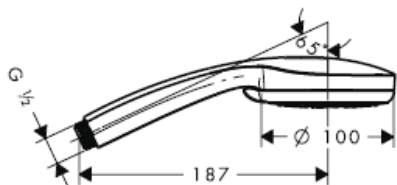
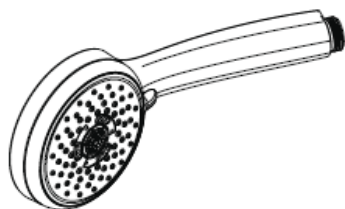


Shampoo



Massage

Croma 100 Multi
28536000
Croma 100 Multi 9,4l
28538000



Rain

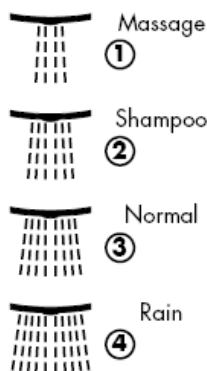
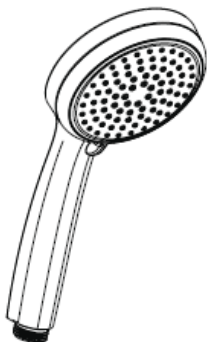


Massage

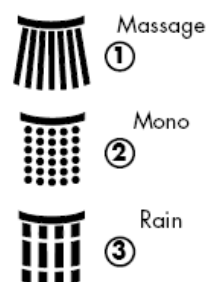
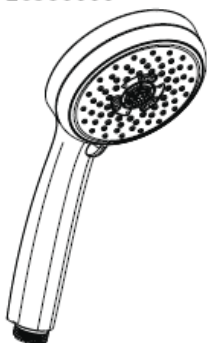


Mono

Croma 100 Vario
28535000

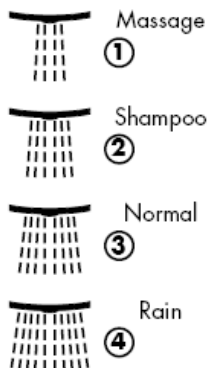
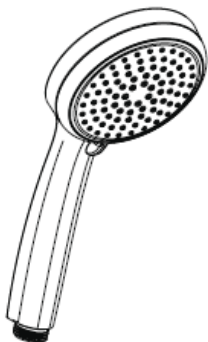


Croma 100 Multi
28536000

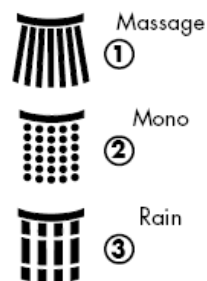
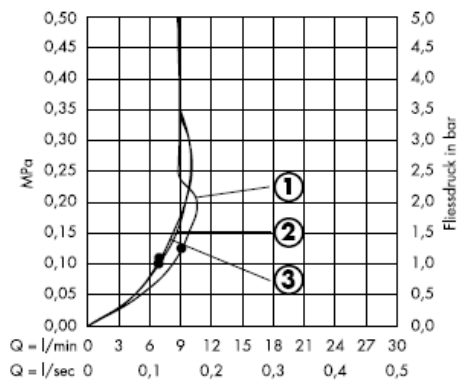
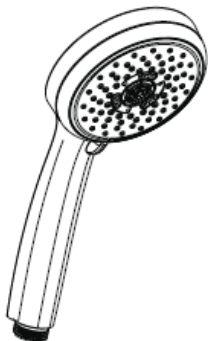


From • the function is guaranteed.

Croma 100 Vario 9,4l
28537000



Croma 100 Multi 9,4l
28538000



From • the function is guaranteed.

Unica'S Puro
28631XXX



Unica'S Puro
28632XXX



Cassetta'S Puro
28679000



Raindance S 100 AIR 3jet / Unica'S Puro
27880000
Raindance Talis S Combi
27073000



Raindance S 100 AIR 3jet / Unica'S Puro
27882000



Raindance S Combi
27075000



Raindance S Combi
27076000



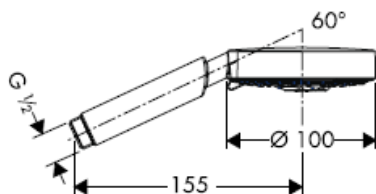
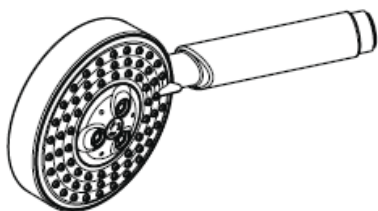
Raindance S 120 AIR 3jet / Unica'S Puro Set
27884000



Raindance S 120 AIR 3jet / Unica'S Puro Set
27886000



Raindance S 100 AIR 3jet
28504000



Rain AIR

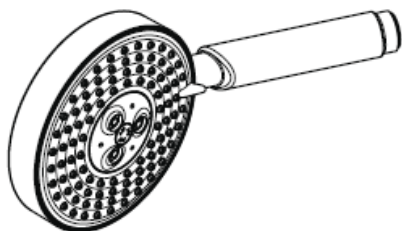


Balance AIR



Whirl AIR

Raindance S 120 AIR 3jet
28514000



Rain AIR



Balance AIR



Whirl AIR

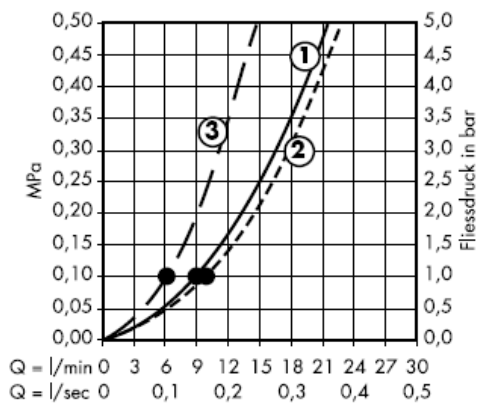
Raindance S 100 AIR 3jet

28504000

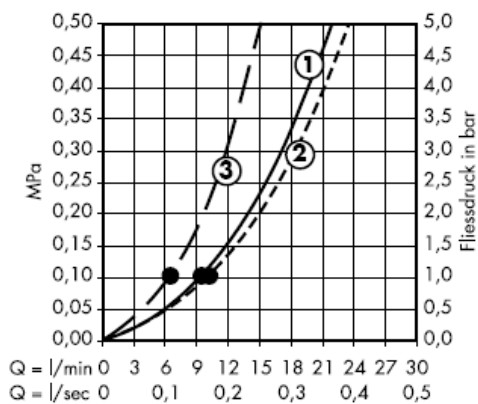
Raindance S 120 AIR 3jet

28514000

With filter insert (A)



With filter packing (B)



From • the function is guaranteed.

The hand shower is suitable for continuous flow water heaters with a heat output of 21 kW and a minimum through flow of 7 l/minute.

Technical Data

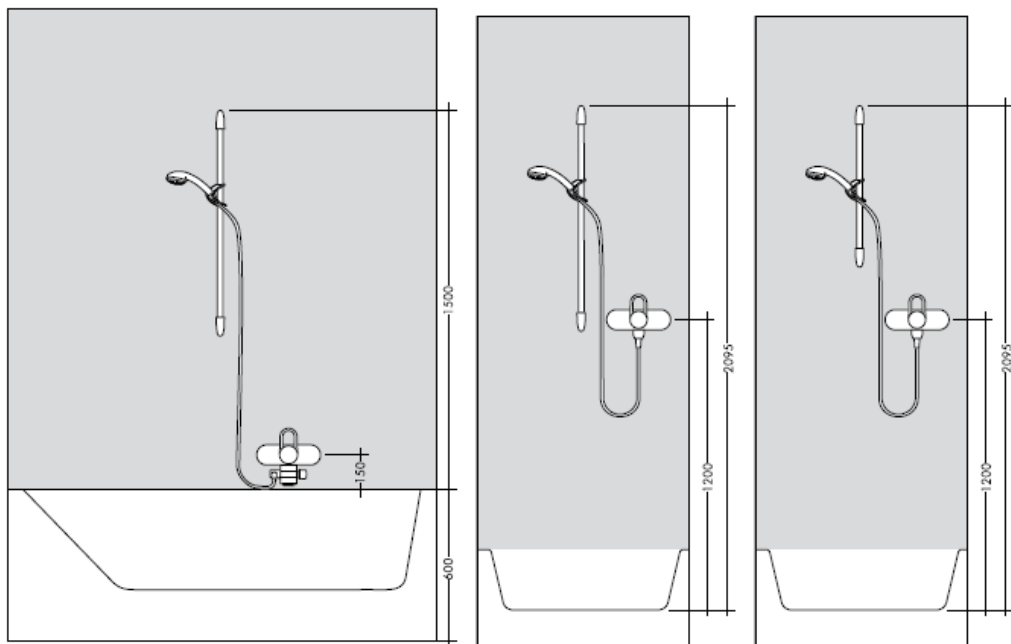
Operating pressure: max. 0,6 MPa
Recommended operating pressure: 0,1 – 0,4 MPa
(1 MPa = 10 bars = 147 PSI)
Hot water temperature: max. 60° C

Where the contractor mounts the product, he should ensure that the entire area of the wall to which the mounting plate is to be fitted, is flat (no projecting joints or tiles sticking out), that the structure of the wall is suitable for the installation of the product and has no weak points. The enclosed screws and dowels are only suitable for concrete. For another wall constructions the manufacturer's indications of the dowel manufacturer have to be taken into account.

Test certificate

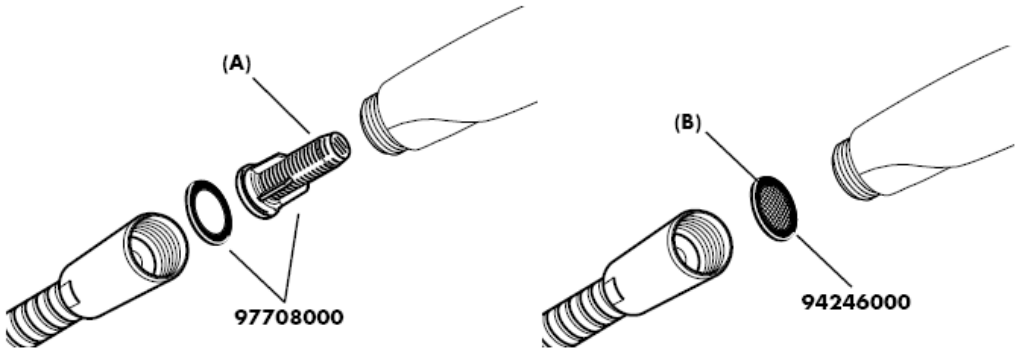
	DVGW	P-IX	SVGW	ACS	NF	WRAS	KIWA
27073000				X			
27076000				X			
27086000				X			
27772000				X			
27775000				X			
27882000				X			
27886000				X			

Adjust the dimensions to the tile pattern if required.



***** Silicone (free from acetic acid!)



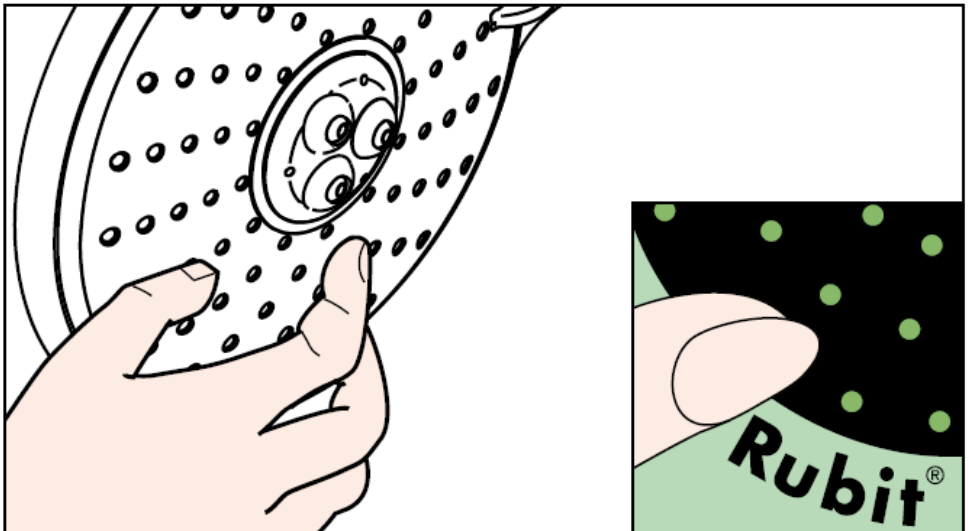


The filter insert (A) must be used to ensure the standard flow rate and to protect the hand shower against incoming dirt by pipework. Do you want a larger water flow rate, then you must use the filter packing (B) instead of the filter insert (A).

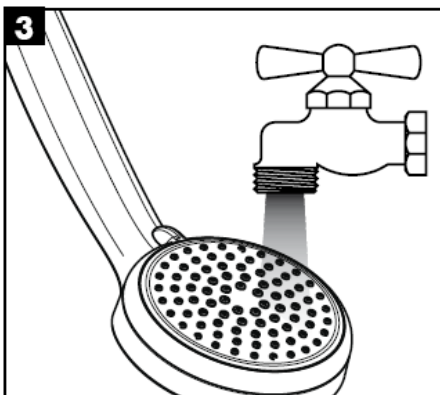
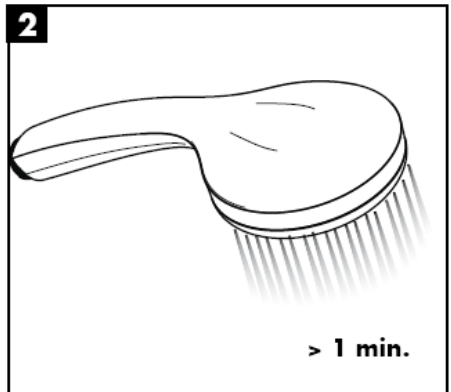
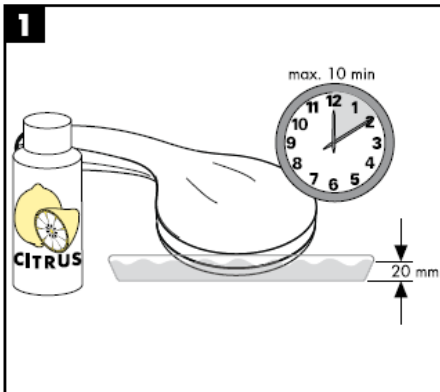
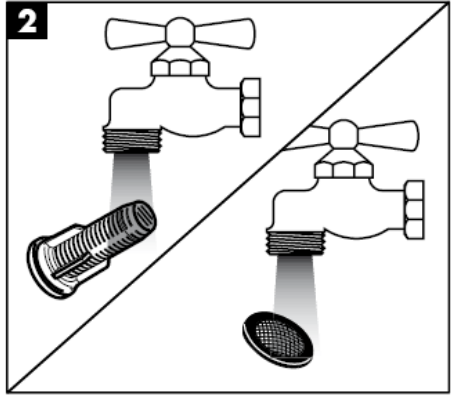
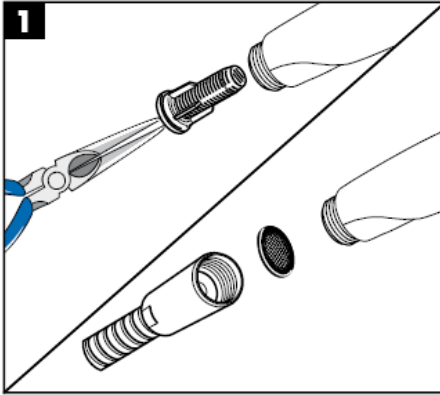
Incoming dirt leads to defects or/and can damage parts of the hand shower; such caused faults voids all liability and guarantee claims.

Cleaning

The Rubit® cleaning function only needs a small manual rub over to remove the lime scale from the spray channels.



Cleaning

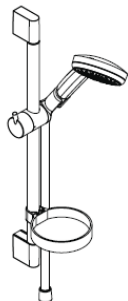


hansgrohe

Istruzioni per Installazione



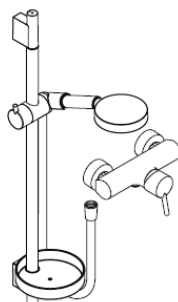
Unica'C
27610000
27611000



**Cromo 100 Vario/
Unica'C Set**
27771000
27772000
27776000

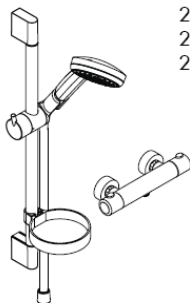


Unica'S Puro
28631XXX
28632XXX

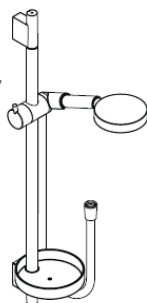


Raindance Talis S Combi
27073000

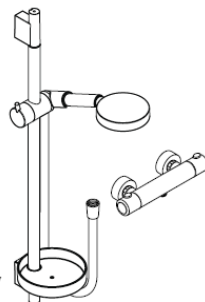
**Cromo 100 Multi/
Unica'C Set**
27774000
27775000
27777000



Cromo 100 Multi Combi
27085000
27086000



**Raindance S 100 AIR 3jet/
Unica'S Puro Set**
27880000
27882000



Raindance S Combi
27075000
27076000

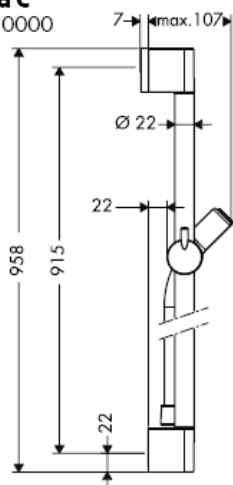
**Raindance S 120 AIR 3jet/
Unica'S Puro Set**
27884000
27886000

hansgrohe



Funzionalità ottimale solamente in combinazione con doccette e flessibili Hansgrohe.
I flessibili devono essere inseriti solo tra l'uscita dell'acqua e la doccetta. Non deve essere introdotta alcuna prolunga tra il flessibile e l'uscita dell'acqua.

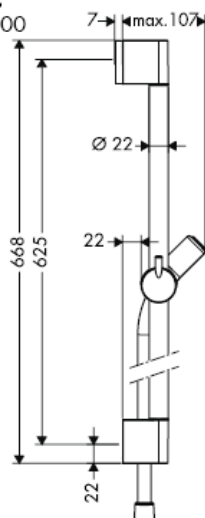
Unica'C
27610000



Croma 100 Vario / Unica'C Set
27771000

Croma 100 Multi / Unica'C Set
27774000

Unica'C
27611000

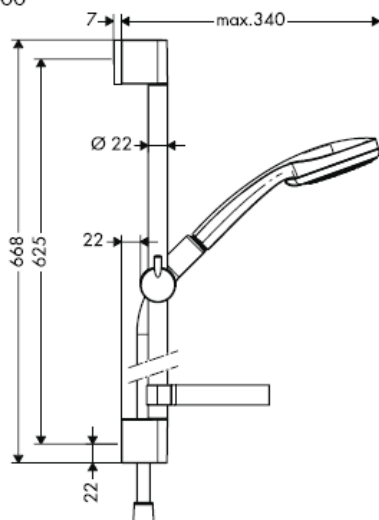
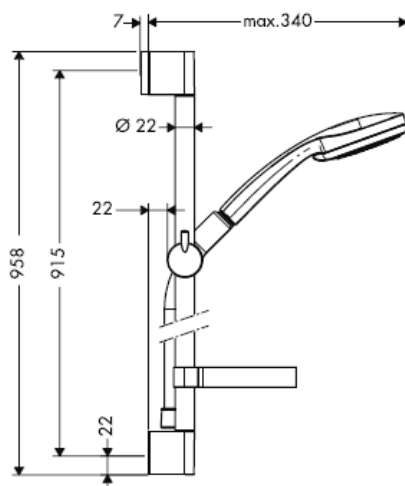


Croma 100 Vario / Unica'C Set
27772000

Croma 100 Multi / Unica'C Set
27775000

Croma 100 Vario 9,4 l / Unica'C Set
27776000

Croma 100 Multi 9,4 l / Unica'C Set
27777000



Croma 100 Multi Combi

27085000

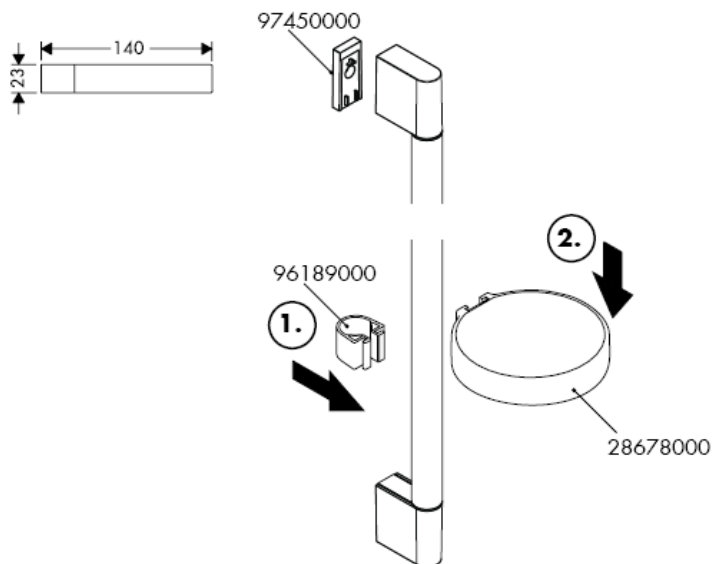


Croma 100 Multi Combi

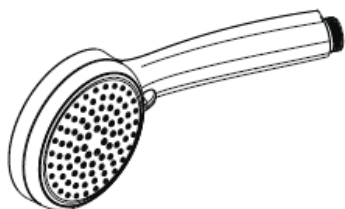
27086000



Cassetta'C



Croma 100 Vario
28535000
Croma 100 Vario 9,4l
28537000



Rain



Normal

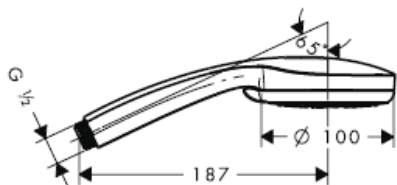
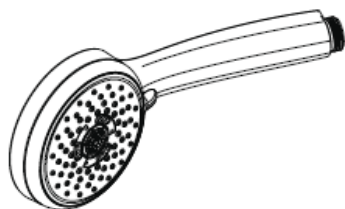


Shampoo



Massage

Croma 100 Multi
28536000
Croma 100 Multi 9,4l
28538000



Rain

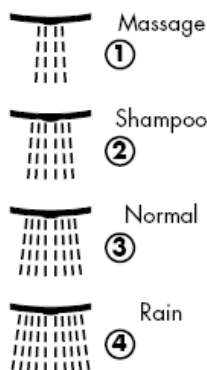
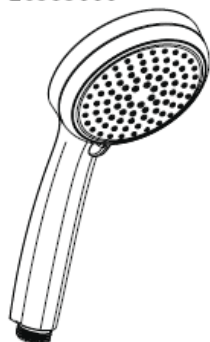


Massage

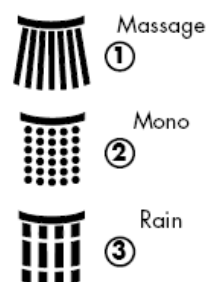
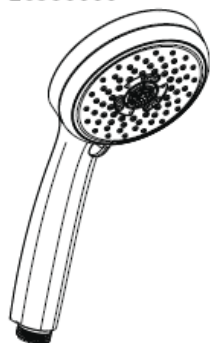


Mono

Croma 100 Vario
28535000

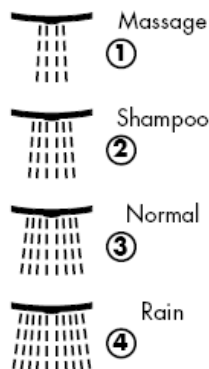
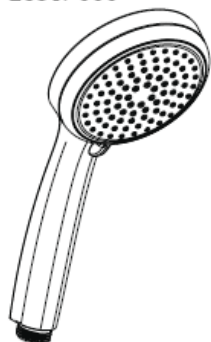


Croma 100 Multi
28536000

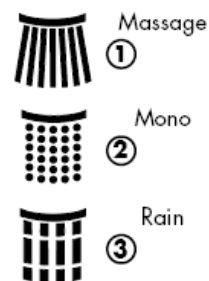
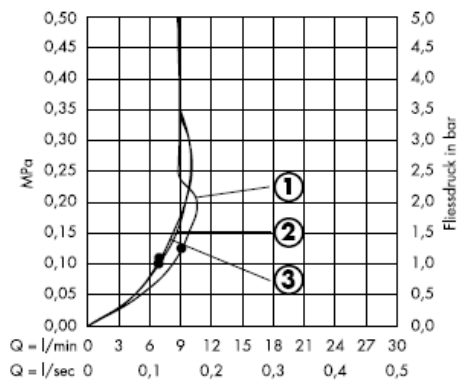
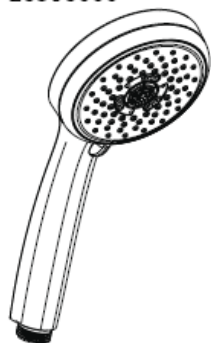


Dal • si garantisce la funzionalità.

Croma 100 Vario 9,4l
28537000

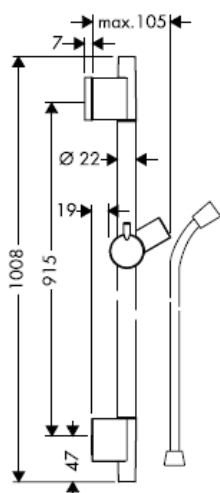


Croma 100 Multi 9,4l
28538000

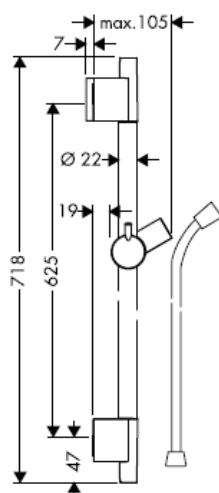


Dal • si garantisce la funzionalità.

Unica'S Puro
28631XXX



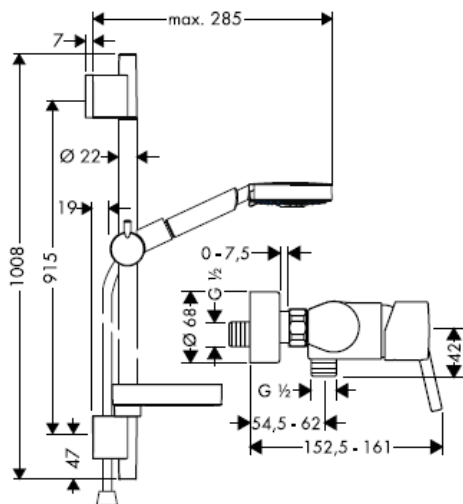
Unica'S Puro
28632XXX



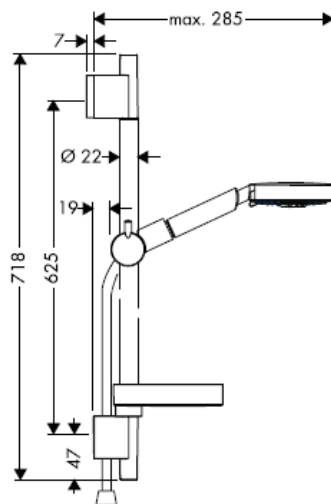
Cassetta'S Puro
28679000



Raindance S 100 AIR 3jet / Unica'S Puro
27880000
Raindance Talis S Combi
27073000



Raindance S 100 AIR 3jet / Unica'S Puro
27882000



Raindance S Combi
27075000



Raindance S Combi
27076000



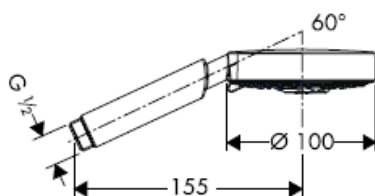
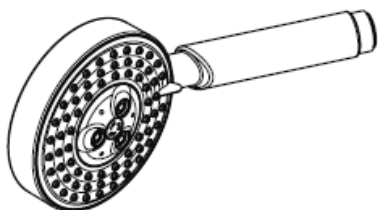
Raindance S 120 AIR 3jet / Unica'S Puro Set
27884000



Raindance S 120 AIR 3jet / Unica'S Puro Set
27886000



Raindance S 100 AIR 3jet
28504000



Rain AIR

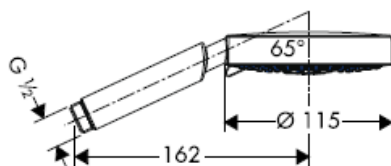
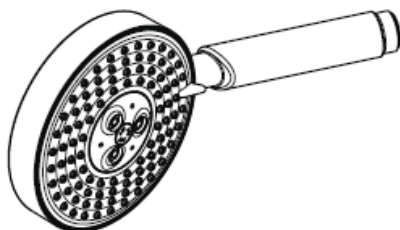


Balance AIR



Whirl AIR

Raindance S 120 AIR 3jet
28514000



Rain AIR



Balance AIR



Whirl AIR


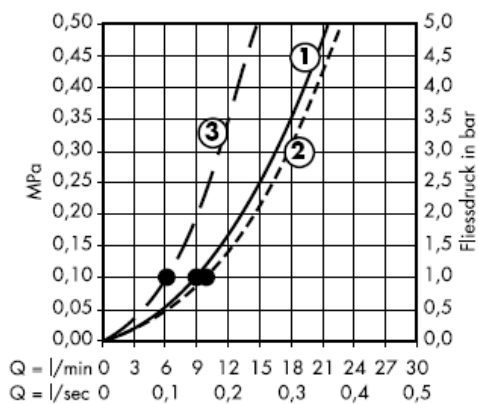
Raindance S 100 AIR 3jet

28504000


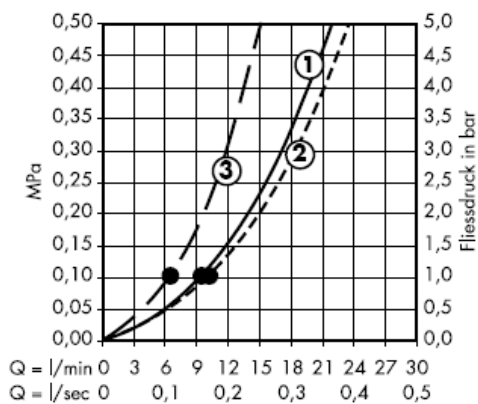
Raindance S 120 AIR 3jet

28514000

Con filtro supplementare
(A)



Con filtro di imballaggio



Dal • si garantisce la funzionalità.

La doccetta è adatta all'uso con caldaie istantanee da 21 kW con portata minima die 7 l/min.

Dati tecnici

Pressione d'uso: max. 0,6 MPa
 Pressione d'uso consigliata: 0,1 – 0,4 MPa
 (1 MPa = 10 bar = 147 PSI)
 Temperatura dell'acqua calda: max. 60° C

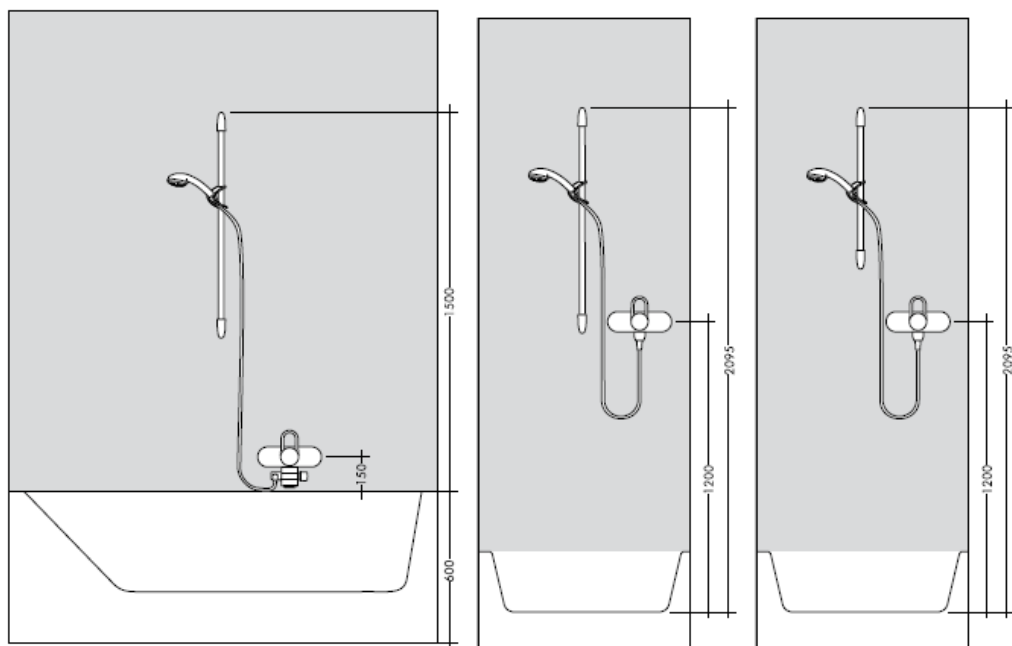
Quando il personale tecnico specializzato esegue il montaggio del prodotto è necessario assicurarsi che la superficie di fissaggio sia piana in tutta l'area di fissaggio (senza giunti sporgenti o spostamento delle piastrelle), che la struttura della parete sia adatta per il montaggio del prodotto e soprattutto che non ci siano dei punti deboli.

Le viti e i tasselli in dotazione sono adatti solo per calcestruzzo. In caso di altre strutture della parete vanno osservare le indicazioni del produttore dei tasselli.

Segno di verifica

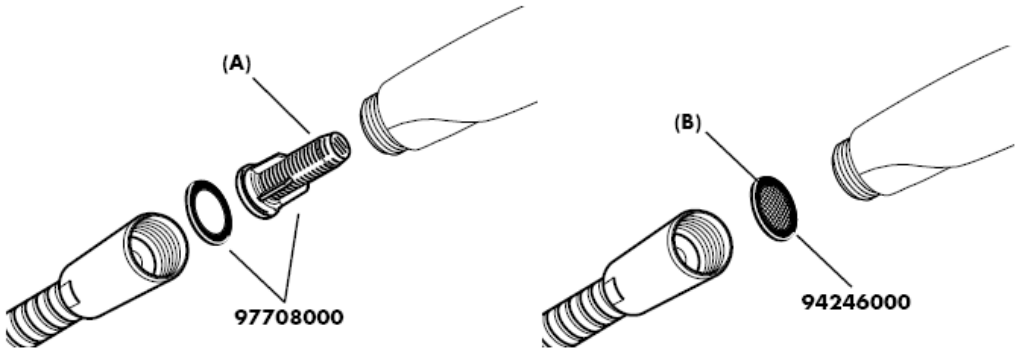
	DVGW	P-IX	SVGW	ACS	NF	WRAS	KIWA
27073000				X			
27076000				X			
27086000				X			
27772000				X			
27775000				X			
27882000				X			
27886000				X			

Adattare le misure alla dimensione delle piastrelle.



* Silicone (esente da acido acetico!)

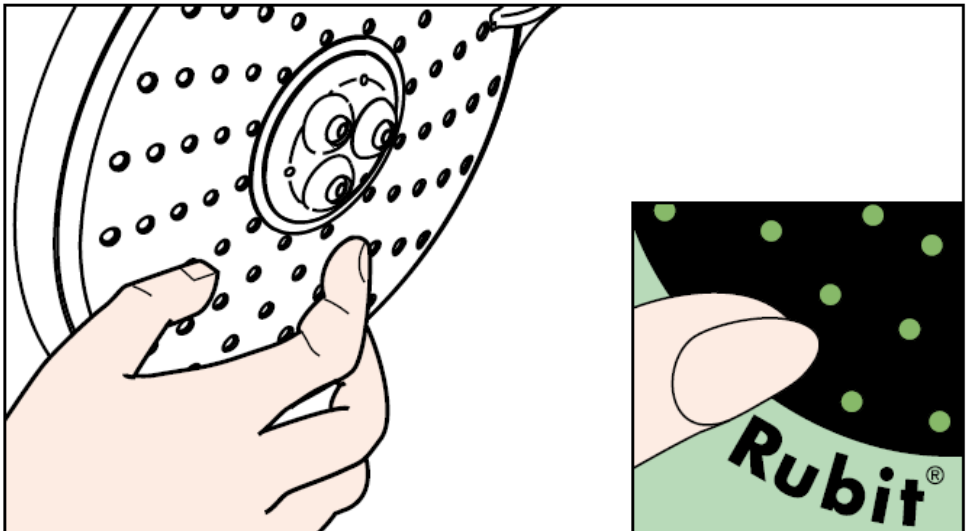




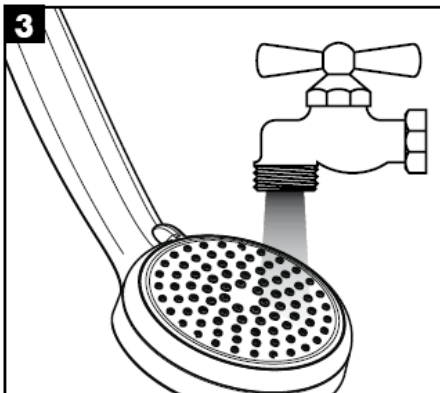
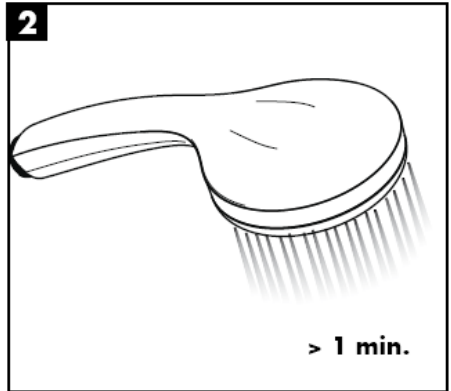
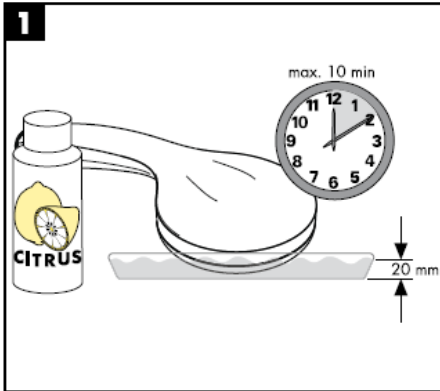
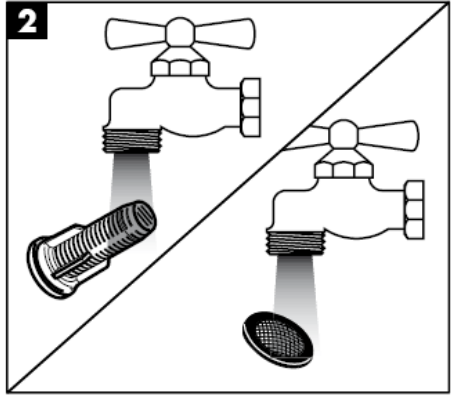
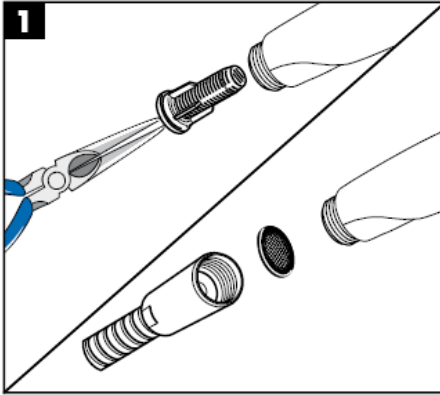
Il filtro supplementare (A) deve essere utilizzato per assicurare il normale flusso dell'acqua e proteggere la doccia dai depositi di calcare.
Se volete un flusso d'acqua maggiore dovete usare il filtro dell'imballaggio(B) invece del filtro supplementare(A).
Lo sporco in entrata può danneggiare le parti della doccia; questo é motivo di molte lamentele del cliente.

Pulitura

Con Rubit®, la funzione anticalcare manuale, i diffusori del getto possono essere liberati da calcare con un semplice strofinamento.



Pulitura

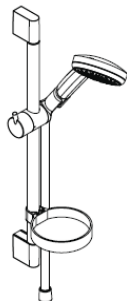


hansgrohe

Instrucciones de montaje



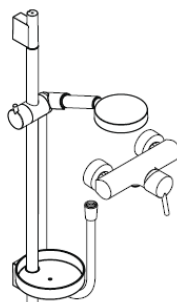
Unica'C
27610000
27611000



**Cromo 100 Vario/
Unica'C Set**
27771000
27772000
27776000

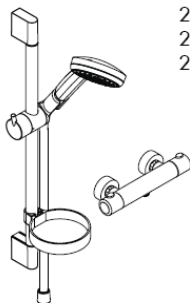


Unica'S Puro
28631XXX
28632XXX

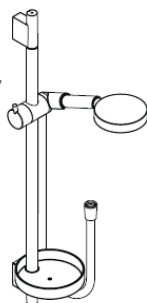


Raindance Talis S Combi
27073000

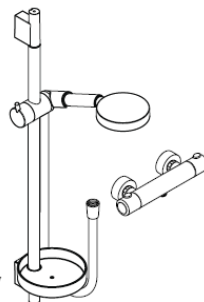
**Cromo 100 Multi/
Unica'C Set**
27774000
27775000
27777000



Cromo 100 Multi Combi
27085000
27086000



**Raindance S 100 AIR 3jet/
Unica'S Puro Set**
27880000
27882000



Raindance S Combi
27075000
27076000

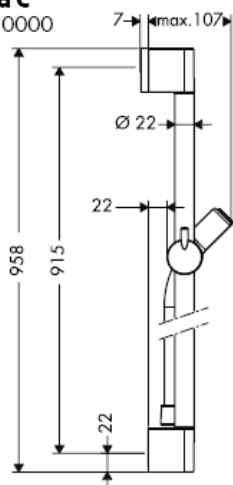
**Raindance S 120 AIR 3jet/
Unica'S Puro Set**
27884000
27886000

hansgrohe

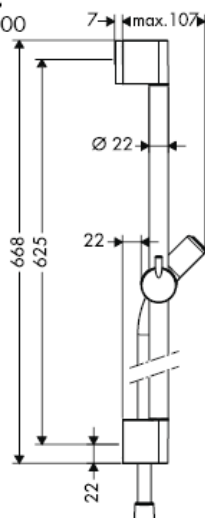


Sólo se garantiza una función óptima en combinación con teleduchas y flexos de Hansgrohe. Los flexos deben usarse exclusivamente para la conexión entre grifería y teleducha. Cualquier función de cierre tras el flexo y en la dirección del flujo del agua no está permitida.

Unica'C
27610000



Unica'C
27611000



Croma 100 Vario / Unica'C Set
27771000

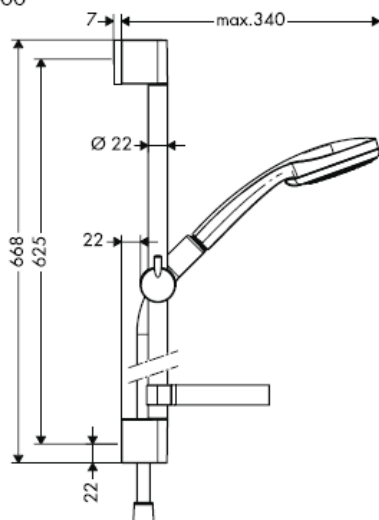
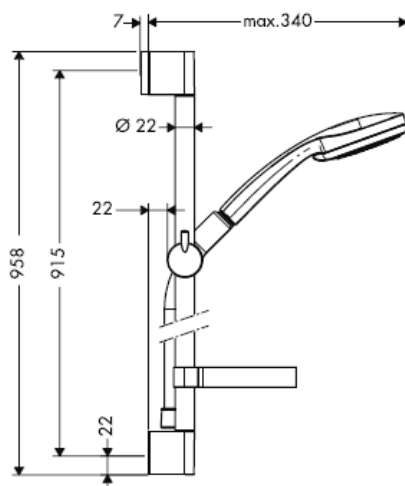
Croma 100 Multi / Unica'C Set
27774000

Croma 100 Vario / Unica'C Set
27772000

Croma 100 Multi / Unica'C Set
27775000

Croma 100 Vario 9,4 l / Unica'C Set
27776000

Croma 100 Multi 9,4 l / Unica'C Set
27777000



Croma 100 Multi Combi

27085000

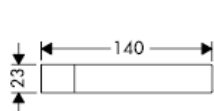


Croma 100 Multi Combi

27086000



Cassetta'C



97450000

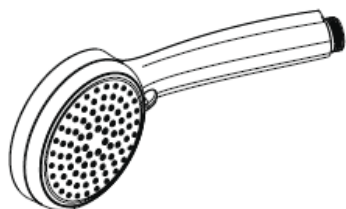
96189000



2.

28678000

Croma 100 Vario
28535000
Croma 100 Vario 9,4l
28537000



Rain



Normal

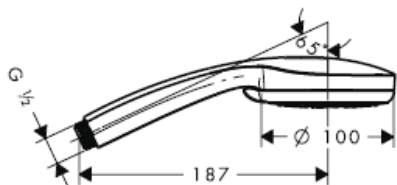
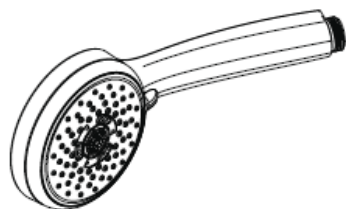


Shampoo



Massage

Croma 100 Multi
28536000
Croma 100 Multi 9,4l
28538000



Rain

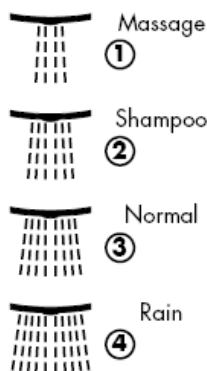
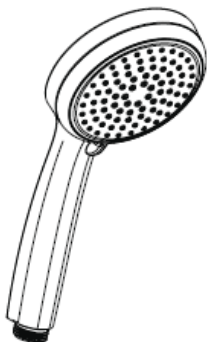


Massage

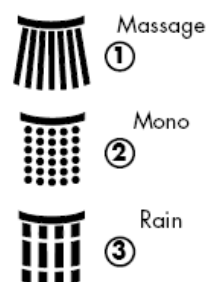
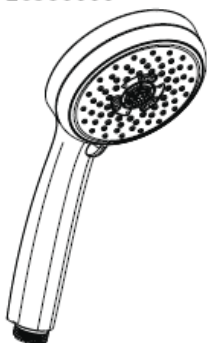


Mono

Croma 100 Vario
28535000

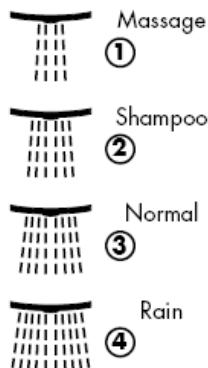
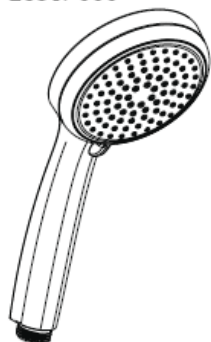


Croma 100 Multi
28536000

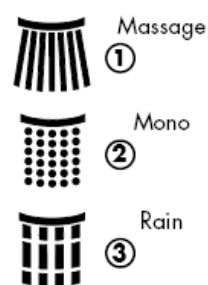
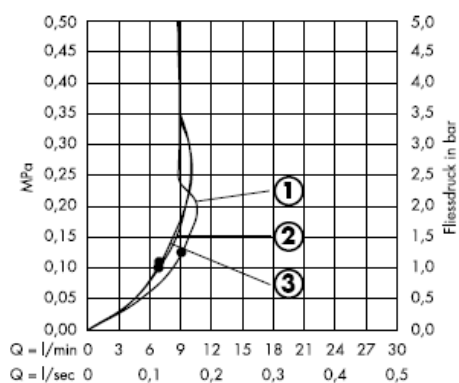
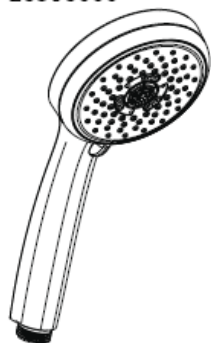


Mínimo • para el correcto funcionamiento.

Croma 100 Vario 9,4l
28537000

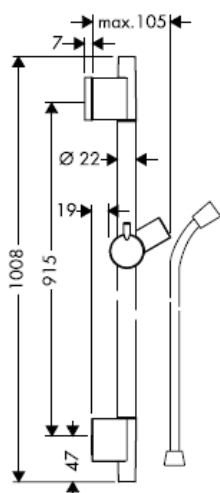


Croma 100 Multi 9,4l
28538000



Mínimo • para el correcto funcionamiento.

Unica'S Puro
28631XXX



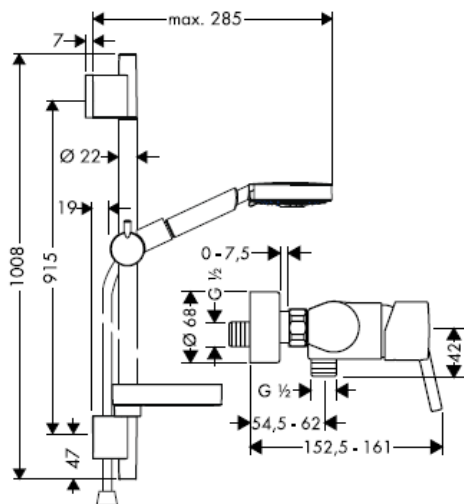
Unica'S Puro
28632XXX



Cassetta'S Puro
28679000



Raindance S 100 AIR 3jet / Unica'S Puro
27880000
Raindance Talis S Combi
27073000



Raindance S 100 AIR 3jet / Unica'S Puro
27882000



Raindance S Combi
27075000



Raindance S Combi
27076000



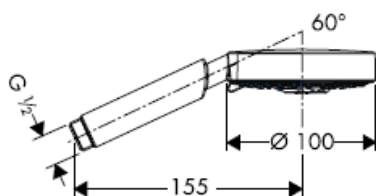
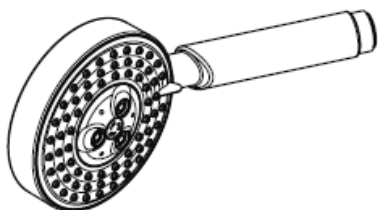
Raindance S 120 AIR 3jet / Unica'S Puro Set
27884000



Raindance S 120 AIR 3jet / Unica'S Puro Set
27886000



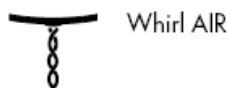
Raindance S 100 AIR 3jet
28504000



Rain AIR

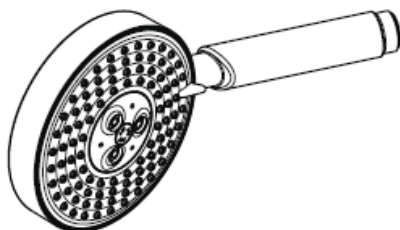


Balance AIR



Whirl AIR

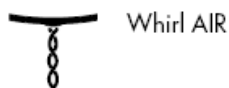
Raindance S 120 AIR 3jet
28514000



Rain AIR



Balance AIR



Whirl AIR


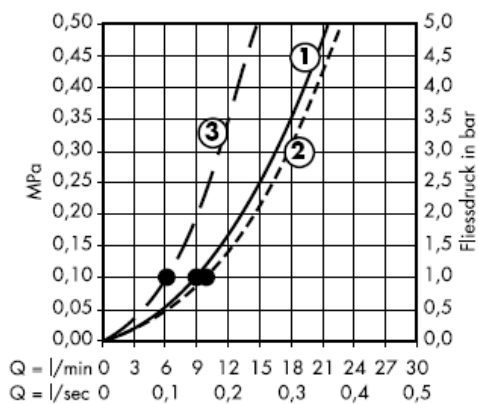
Raindance S 100 AIR 3jet

28504000


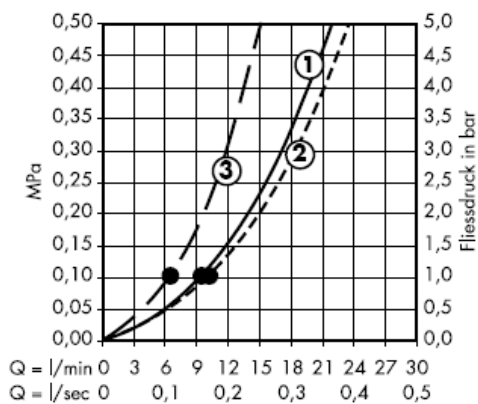
Raindance S 120 AIR 3jet

28514000

Con inserción de filtro (A)



Con paquete de filtro (B)



Mínimo • para el correcto funcionamiento.

La teleducha se puede instalar con un calentador continuo de 21 kW de potencia o superior y un caudal mínimo de 7 l/min.

Datos técnicos

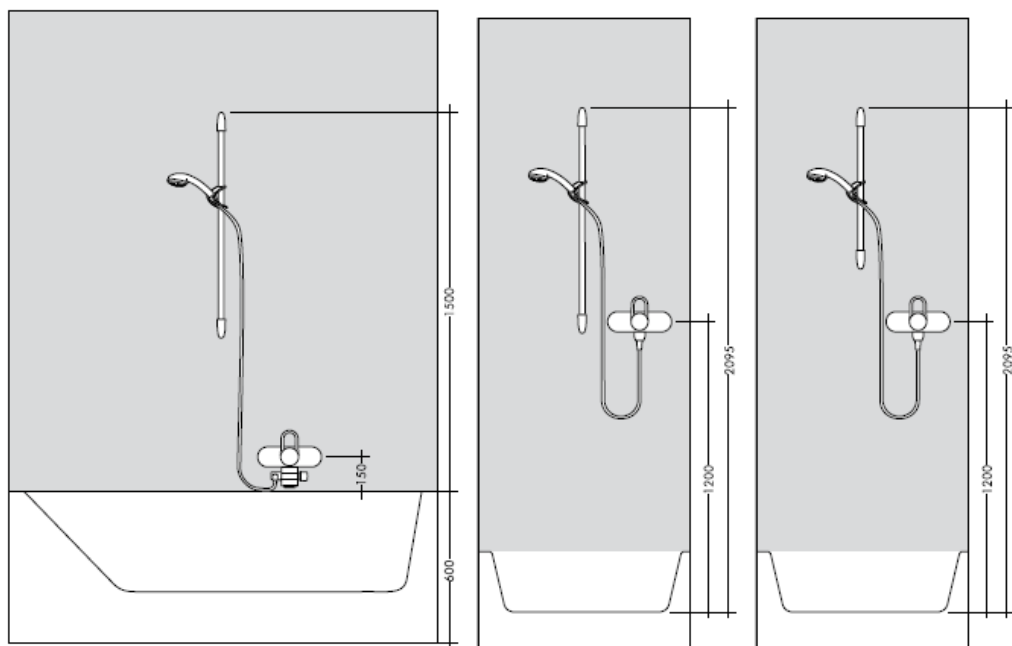
Presión en servicio: max. 0,6 MPa
 Presión recomendada en servicio: 0,1 – 0,4 MPa
 (1 MPa = 10 bares = 147 PSI)
 Temperatura del agua caliente: max. 60° C

En el momento del montaje del producto por parte de personal especializado y cualificado se deberá prestar una atención especial a que la superficie de fijación en toda el área de la fijación sea plana (sin juntas que sobresalen ni azulejos desplazados), que la estructura de la pared sea adecuada para un montaje del producto y que, ante todo, no presente puntos débiles. Los tornillos y tacos adjuntos son sólo apropiados para hormigón. En el caso de otras estructuras murales se deberán considerar las indicaciones del fabricante de tacos.

Marca de verificación

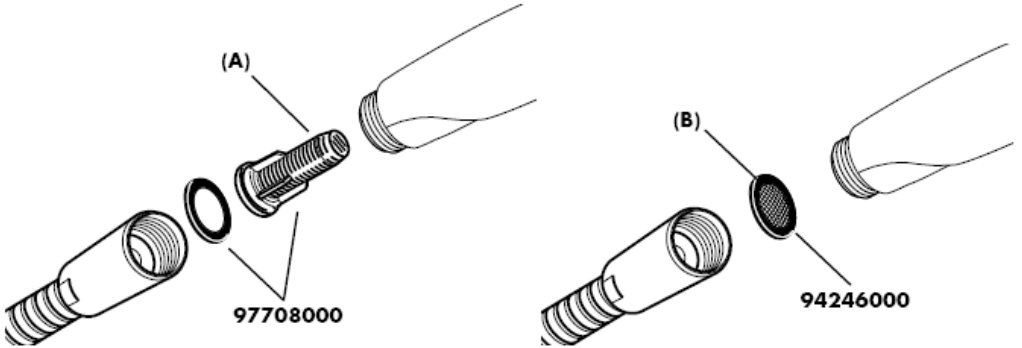
	DVGW	P-IX	SVGW	ACS	NF	WRAS	KIWA
27073000				X			
27076000				X			
27086000				X			
27772000				X			
27775000				X			
27882000				X			
27886000				X			

Adaptar las medidas al retículo de los azulejos.



* Silicona (¡libre de ácido acético!)



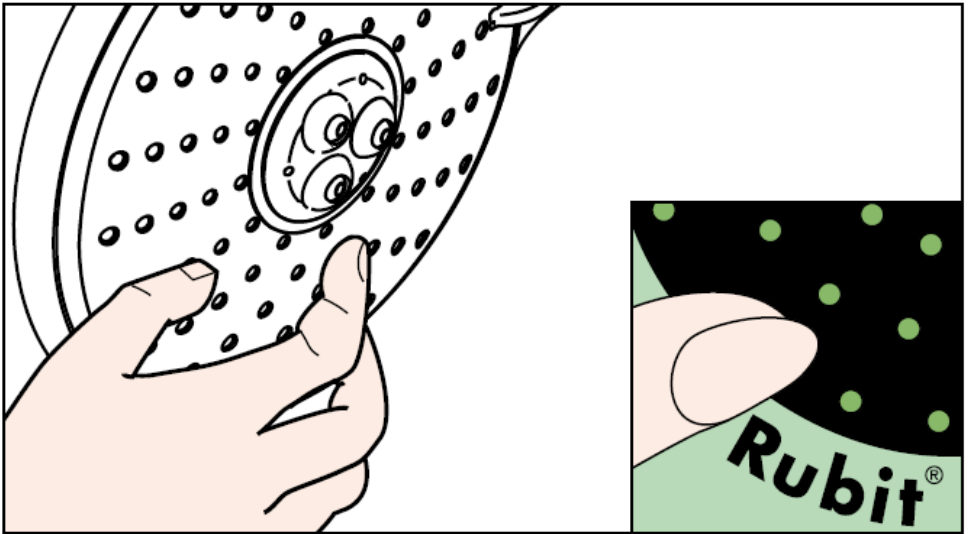


La inserción del filtro (A) debe usarse para asegurar el caudal estándar y para proteger la ducha de la suciedad proveniente de las tuberías. Si se quiere un caudal mayor, se debe usar el paquete de filtro (B) en lugar de la inserción de filtro (A).

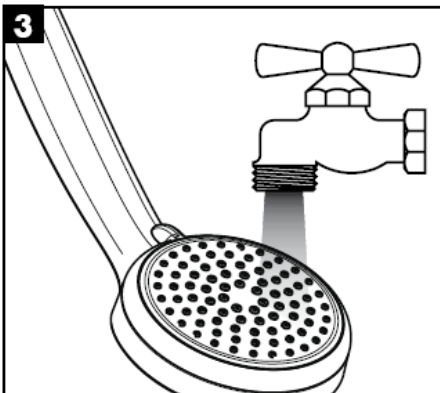
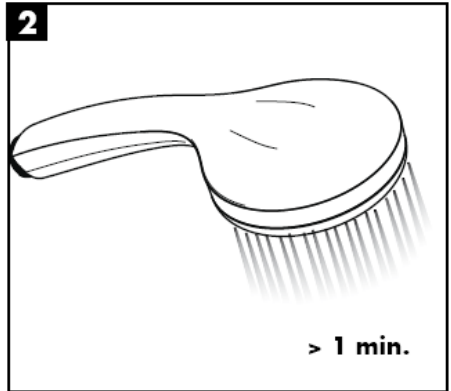
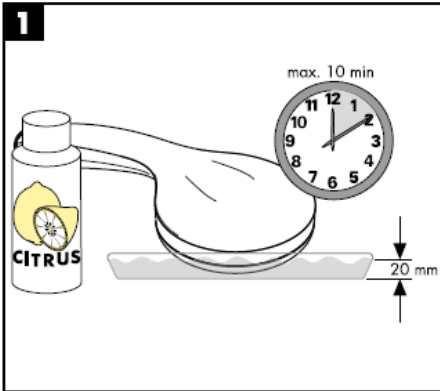
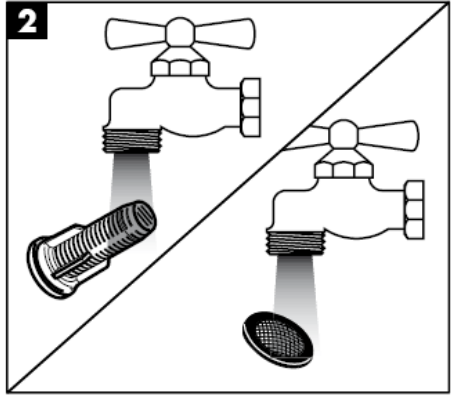
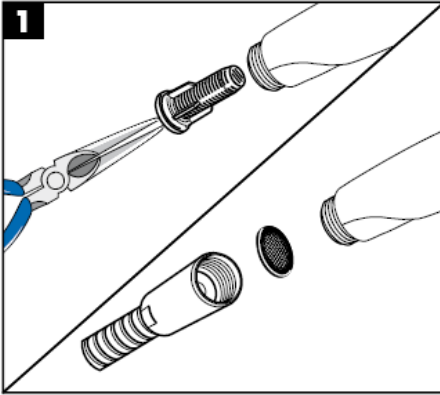
La suciedad puede producir defectos y/o puede dañar partes de la cabecera de la ducha. Por dichos defectos o fallos Hansgrohe no se hace responsable.

Limpiar

Rubit®, la función de limpieza manual, permite quitar la cal simplemente frotando los ejectores.



Limpiar

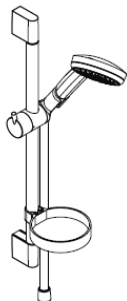


hansgrohe

Handleiding



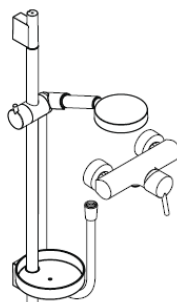
Unica'C
27610000
27611000



**Cromo 100 Vario/
Unica'C Set**
27771000
27772000
27776000

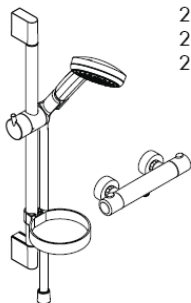


Unica'S Puro
28631XXX
28632XXX

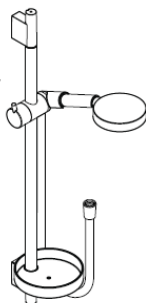


Raindance Talis S Combi
27073000

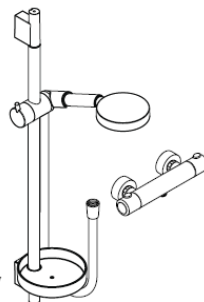
**Cromo 100 Multi/
Unica'C Set**
27774000
27775000
27777000



Cromo 100 Multi Combi
27085000
27086000



**Raindance S 100 AIR 3jet/
Unica'S Puro Set**
27880000
27882000



Raindance S Combi
27075000
27076000

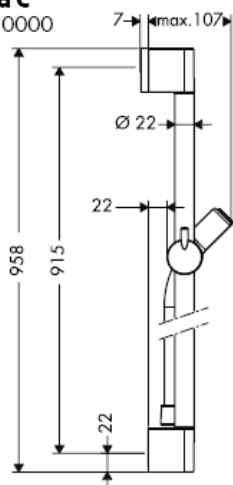
**Raindance S 120 AIR 3jet/
Unica'S Puro Set**
27884000
27886000

hansgrohe

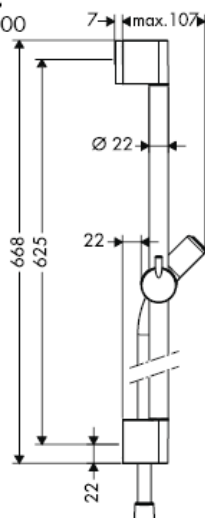


Optimal funktionieren gegarandeerd bij combinatie met Hansgrohe handdouche en doucheslang.
De doucheslangen zijn alleen geschikt voor de aansluiting van douches aan kranen. Een versperring ná de doucheslang in de stroomrichting is niet toelaatbaar.

Unica'C
27610000



Unica'C
27611000



Croma 100 Vario / Unica'C Set
27771000

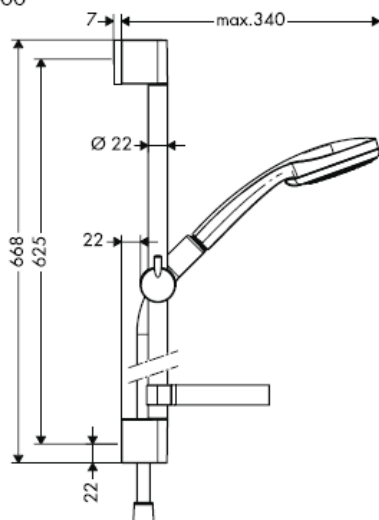
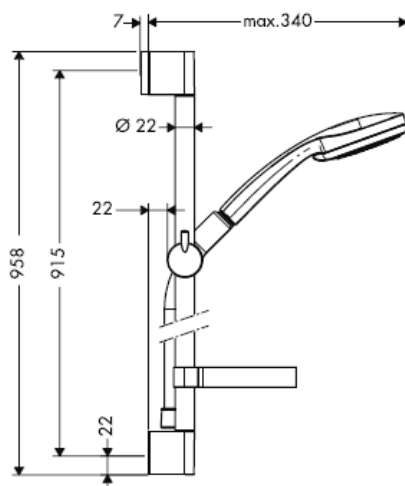
Croma 100 Multi / Unica'C Set
27774000

Croma 100 Vario / Unica'C Set
27772000

Croma 100 Multi / Unica'C Set
27775000

Croma 100 Vario 9,4 l / Unica'C Set
27776000

Croma 100 Multi 9,4 l / Unica'C Set
27777000



Croma 100 Multi Combi

27085000

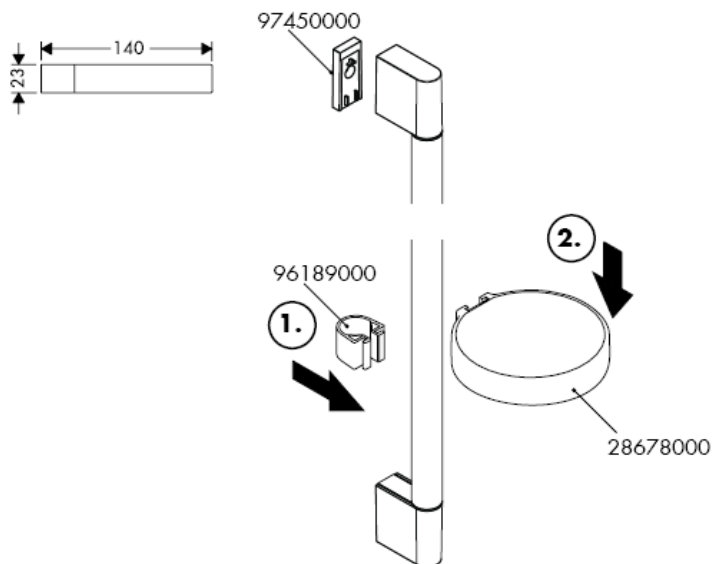


Croma 100 Multi Combi

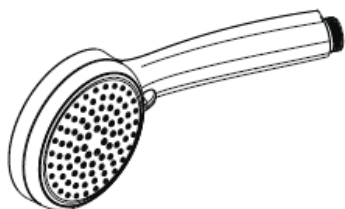
27086000



Cassetta'C



Croma 100 Vario
28535000
Croma 100 Vario 9,4l
28537000



Rain



Normal

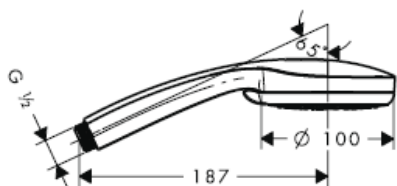
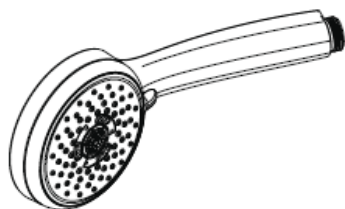


Shampoo



Massage

Croma 100 Multi
28536000
Croma 100 Multi 9,4l
28538000



Rain

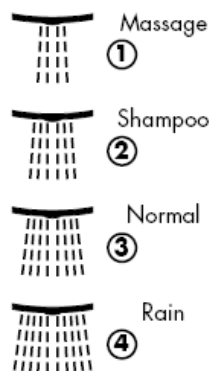
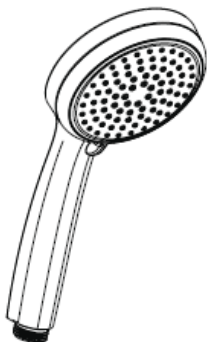


Massage

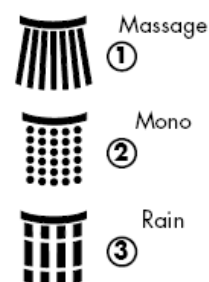
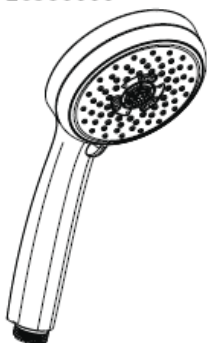


Mono

Croma 100 Vario
28535000

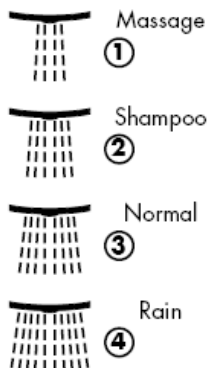
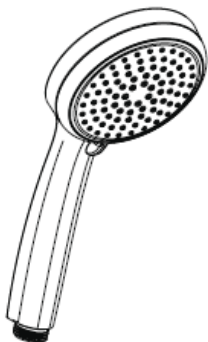


Croma 100 Multi
28536000

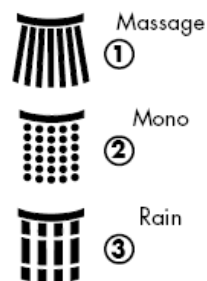
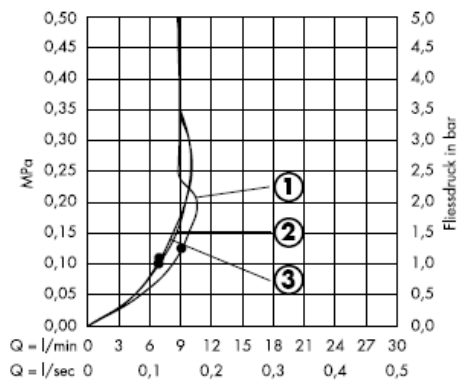
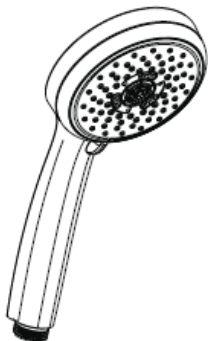


Vanaf • is het functioneren gegarandeerd.

Croma 100 Vario 9,4l
28537000



Croma 100 Multi 9,4l
28538000



Vanaf • is het functioneren gegarandeerd.

Unica'S Puro
28631XXX



Unica'S Puro
28632XXX



Cassetta'S Puro
28679000



Raindance S 100 AIR 3jet / Unica'S Puro
27880000
Raindance Talis S Combi
27073000



Raindance S 100 AIR 3jet / Unica'S Puro
27882000



Raindance S Combi
27075000



Raindance S Combi
27076000



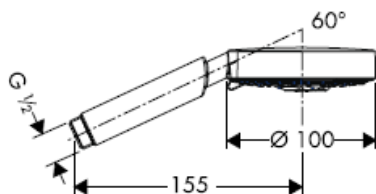
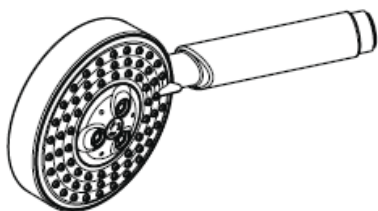
Raindance S 120 AIR 3jet / Unica'S Puro Set
27884000



Raindance S 120 AIR 3jet / Unica'S Puro Set
27886000



Raindance S 100 AIR 3jet
28504000



Rain AIR

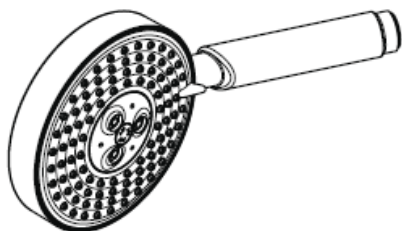


Balance AIR



Whirl AIR

Raindance S 120 AIR 3jet
28514000



Rain AIR



Balance AIR



Whirl AIR


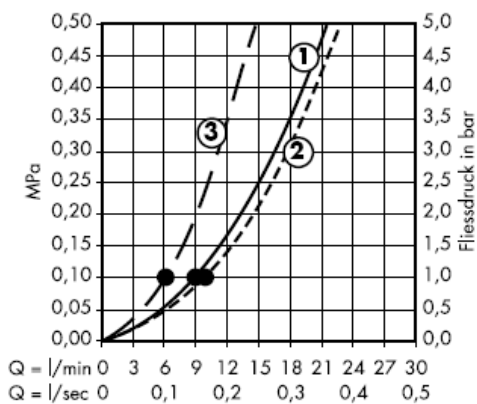
Raindance S 100 AIR 3jet

28504000


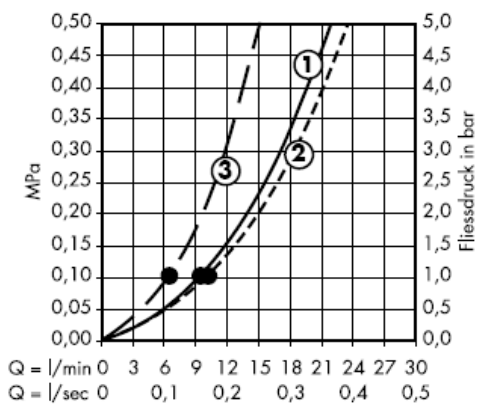
Raindance S 120 AIR 3jet

28514000

Met filter (A)



Met dichting (B)



Vanaf • is het functioneren gegarandeerd.

De handdouche is geschikt voor gebruik bij doorstroomtoestellen vanaf 21 kW met een minimale doorstroom van 7 l/min.

Technische gegevens

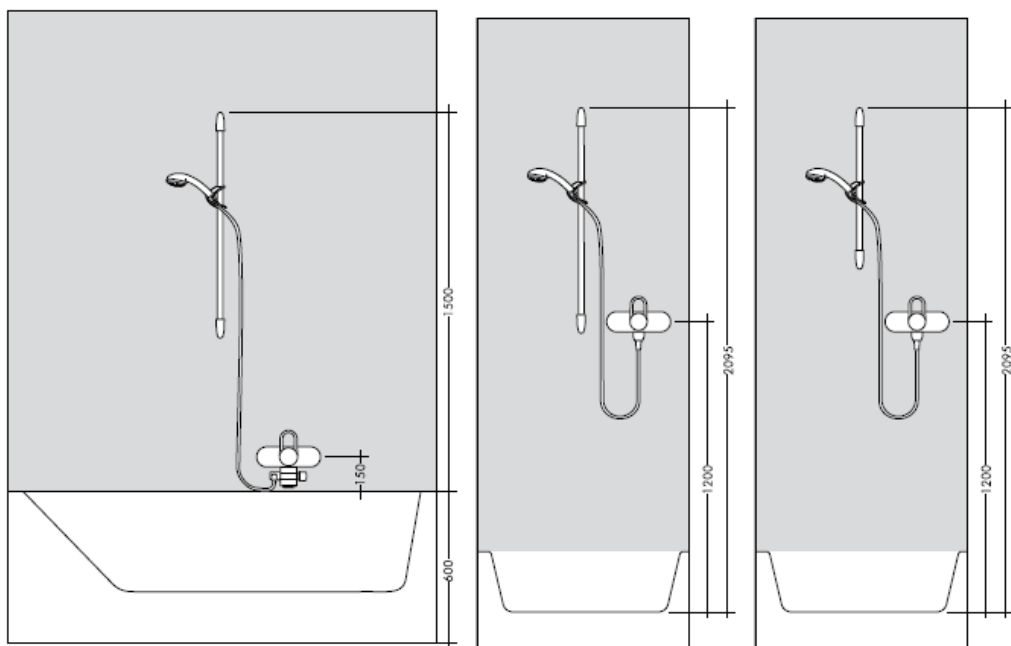
Werkdruk: max. max. 0,6 MPa
 Aanbevolen werkdruk: 0,1 – 0,4 MPa
 (1 MPa = 10 bar = 147 PSI)
 Temperatuur warm water: max. 60° C

Bij de montage van het produkt door een vakkundige installateur moet men erop letten dat het bevestigingsoppervlak op één oppervlak zit (dus geen opliggende voegen of verspringende tegels), de wand geschikt is voor montage van produkten en zeker geen zwakke plekken bevat. De bijgevoegde schroeven en duvels zijn alleen geschikt voor beton. Bei andere wandsoorten dient u te letten op de voorschriften van de fabrikant van de schroeven en duvels.

Keurmerk

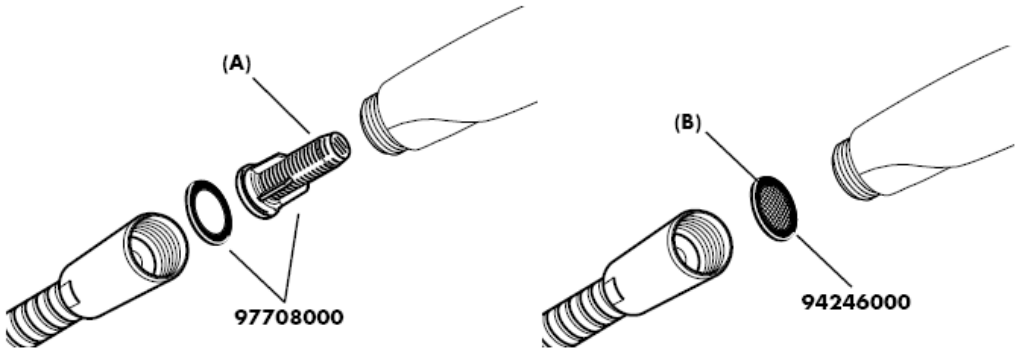
	DVGW	P-IX	SVGW	ACS	NF	WRAS	KIWA
27073000				X			
27076000				X			
27086000				X			
27772000				X			
27775000				X			
27882000				X			
27886000				X			

Maten indien mogelijk aan het tegelwerk aanpassen.



* Silicone (azijnzuurvrij)

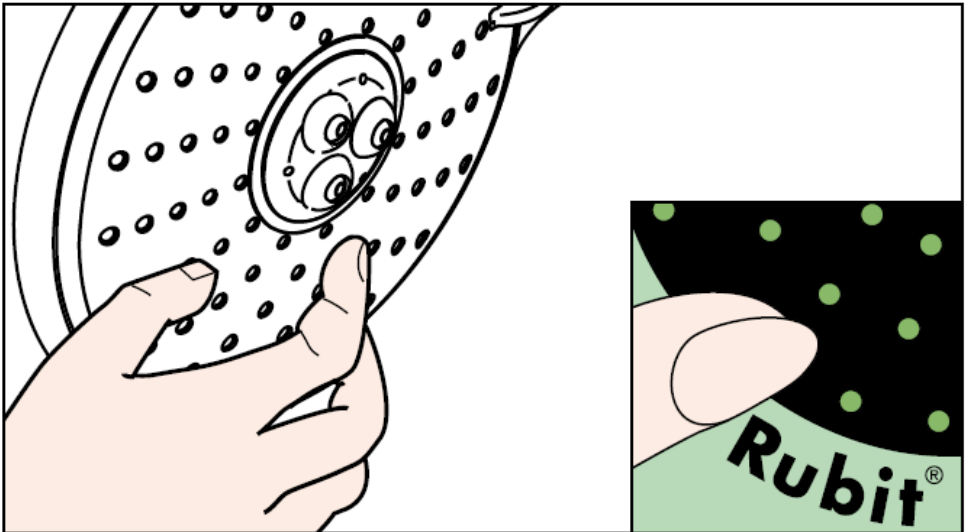




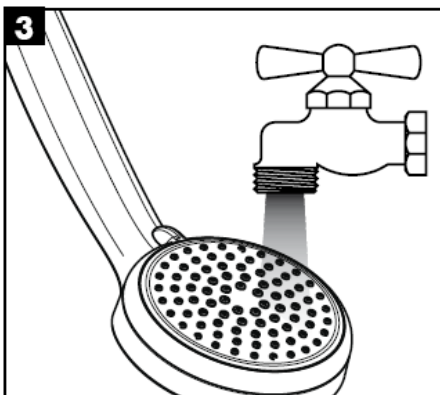
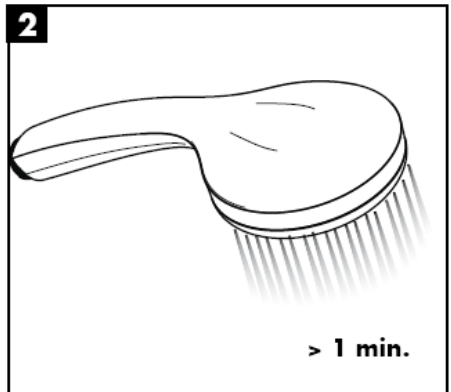
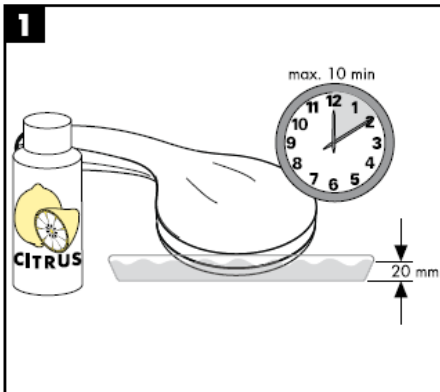
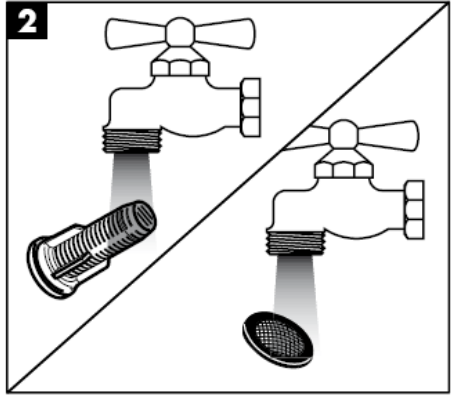
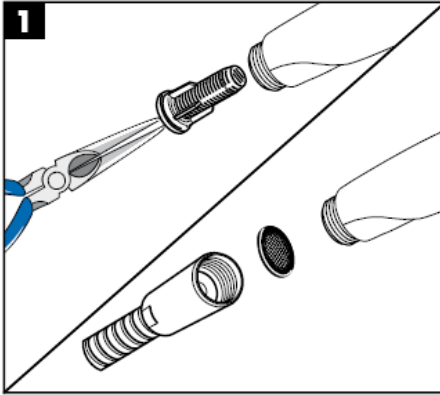
De bijgeleverde filter (A) moet ingebouwd worden om de norm doorstroom van de handdouche te garanderen en vuil uit de leidingen tegen te houden. Als er een grotere waterdoorlaat gewenst wordt moet i.p.v. het filter de dichting geplaatst worden. Vuil uit de leidingen kan schade aan de handdouche veroorzaken. Op deze schade geeft Hansgrohe geen garantie.

Reinigen

Met Rubit®, de handmatige reinigingsfunctie, kunnen de straalopeningen door het met de hand wegwrijven van kalk, gereinigd worden.



Reinigen

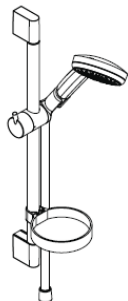


hansgrohe

Monteringsvejledning



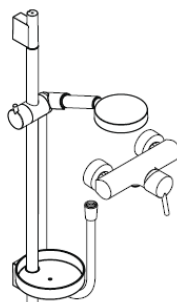
Unica'C
27610000
27611000



**Cromo 100 Vario/
Unica'C Set**
27771000
27772000
27776000

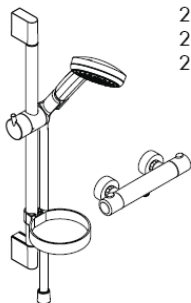


Unica'S Puro
28631XXX
28632XXX

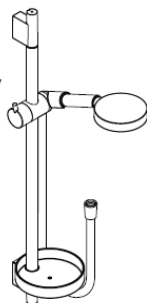


Raindance Talis S Combi
27073000

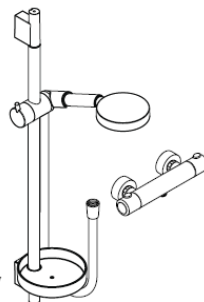
**Cromo 100 Multi/
Unica'C Set**
27774000
27775000
27777000



Cromo 100 Multi Combi
27085000
27086000



**Raindance S 100 AIR 3jet/
Unica'S Puro Set**
27880000
27882000



Raindance S Combi
27075000
27076000

**Raindance S 120 AIR 3jet/
Unica'S Puro Set**
27884000
27886000

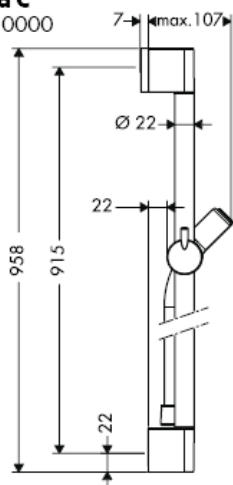
hansgrohe



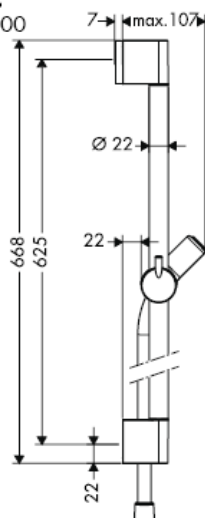
Optimal funktion garanteres for anvendelse i forbindelse med Hansgrohe håndbrusere og Hansgrohe bruseslanger.

Bruserslanger bør kun anvendes i forbindelse med tilslutning mellem brusere og armatur. Det er ikke tilladt at montere en afspærringsventil mellem bruser og slange!

Unica'C
27610000



Unica'C
27611000



Croma 100 Vario / Unica'C Set
27771000

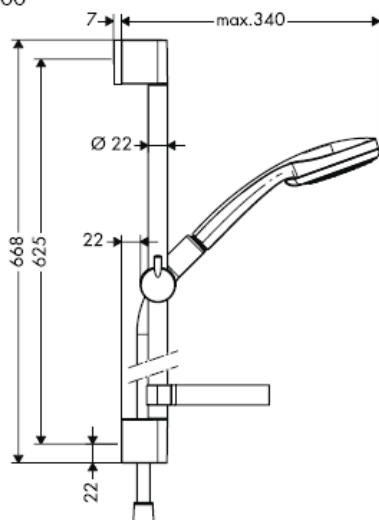
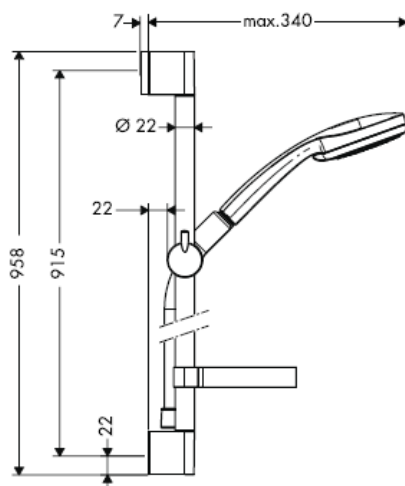
Croma 100 Multi / Unica'C Set
27774000

Croma 100 Vario / Unica'C Set
27772000

Croma 100 Multi / Unica'C Set
27775000

Croma 100 Vario 9,4 l / Unica'C Set
27776000

Croma 100 Multi 9,4 l / Unica'C Set
27777000



Croma 100 Multi Combi

27085000

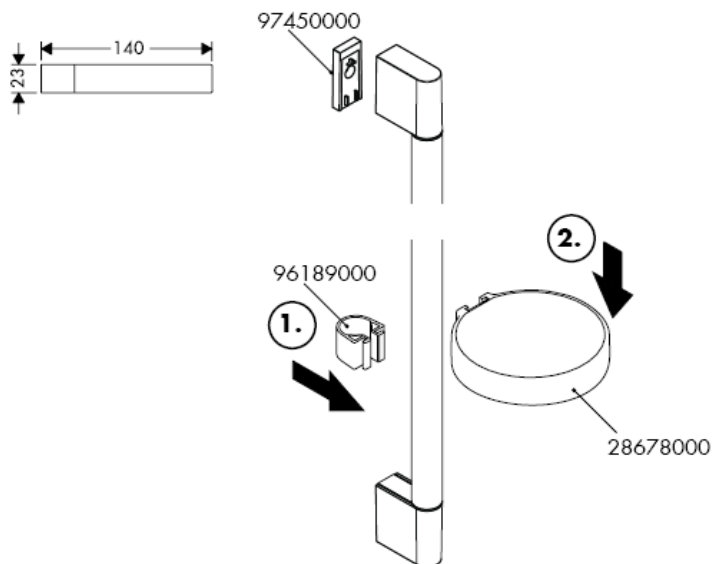


Croma 100 Multi Combi

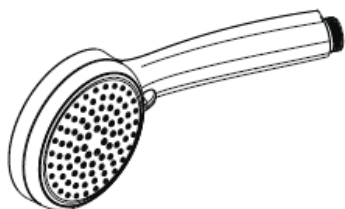
27086000



Cassetta'C



Croma 100 Vario
28535000
Croma 100 Vario 9,4l
28537000



Rain



Normal

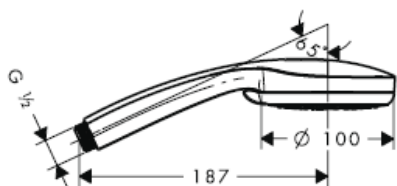
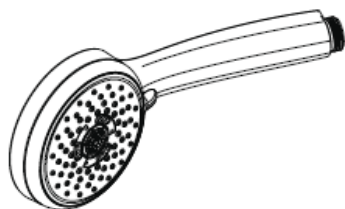


Shampoo



Massage

Croma 100 Multi
28536000
Croma 100 Multi 9,4l
28538000



Rain

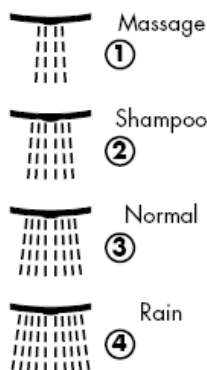
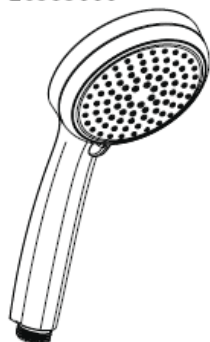


Massage

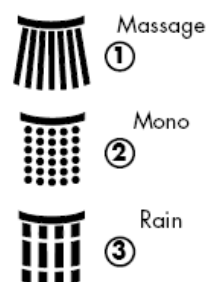
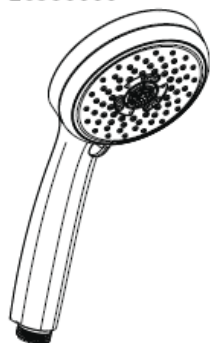


Mono

Croma 100 Vario
28535000

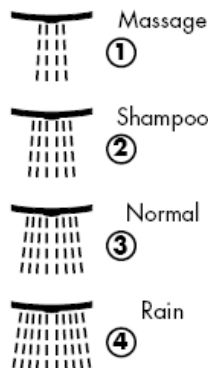
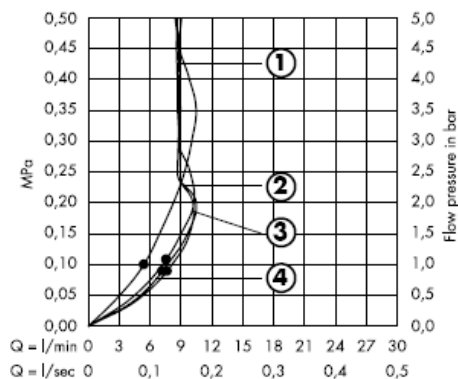
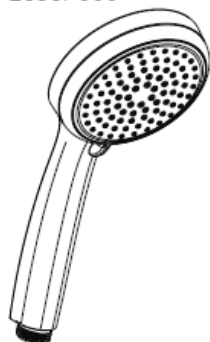


Croma 100 Multi
28536000

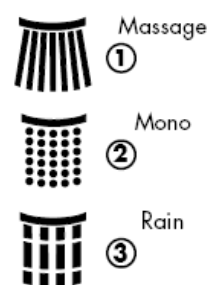
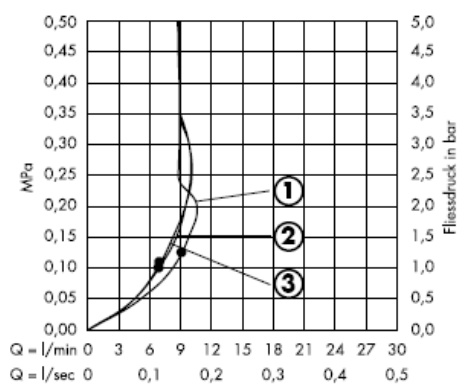
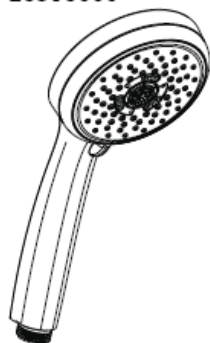


Fra • er funktionen anvendelig.

Croma 100 Vario 9,4l
28537000



Croma 100 Multi 9,4l
28538000



Fra • er funktionen anvendelig.

Unica'S Puro
28631XXX



Unica'S Puro
28632XXX



Cassetta'S Puro
28679000



Raindance S 100 AIR 3jet / Unica'S Puro
27880000
Raindance Talis S Combi
27073000



Raindance S 100 AIR 3jet / Unica'S Puro
27882000



Raindance S Combi
27075000



Raindance S Combi
27076000



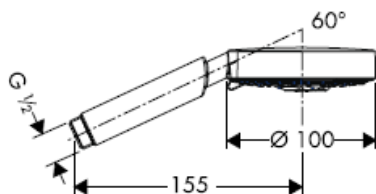
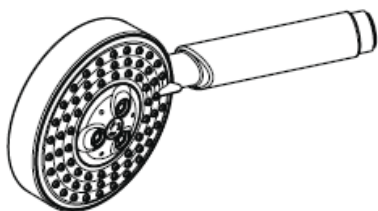
Raindance S 120 AIR 3jet / Unica'S Puro Set
27884000



Raindance S 120 AIR 3jet / Unica'S Puro Set
27886000



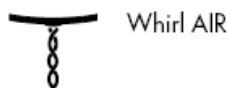
Raindance S 100 AIR 3jet
28504000



Rain AIR

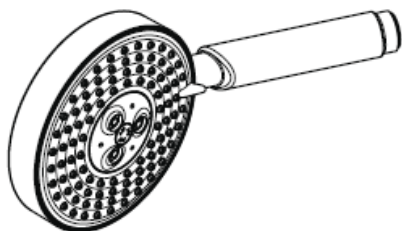


Balance AIR



Whirl AIR

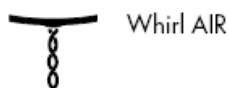
Raindance S 120 AIR 3jet
28514000



Rain AIR



Balance AIR



Whirl AIR


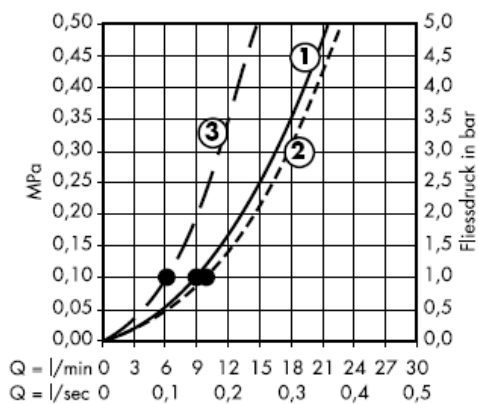
Raindance S 100 AIR 3jet

28504000


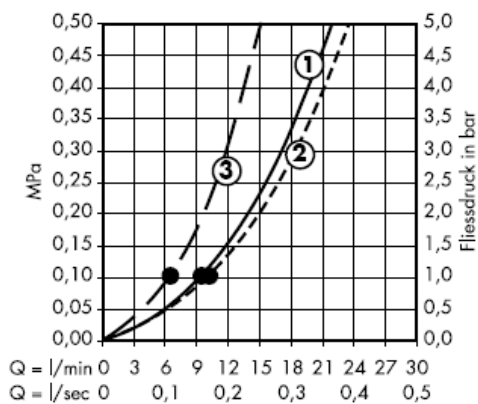
Raindance S 120 AIR 3jet

28514000

Med filterindsats (A)



Med smudsfangsi (B)



Fra • er funktionen anvendelig.

Håndbruseren er velegnet i forbindelse med gennemstrømningsvandvarmere på min 21 kW samt en gennemstrømningsmængde på min. 7 l/min.

Tekniske data

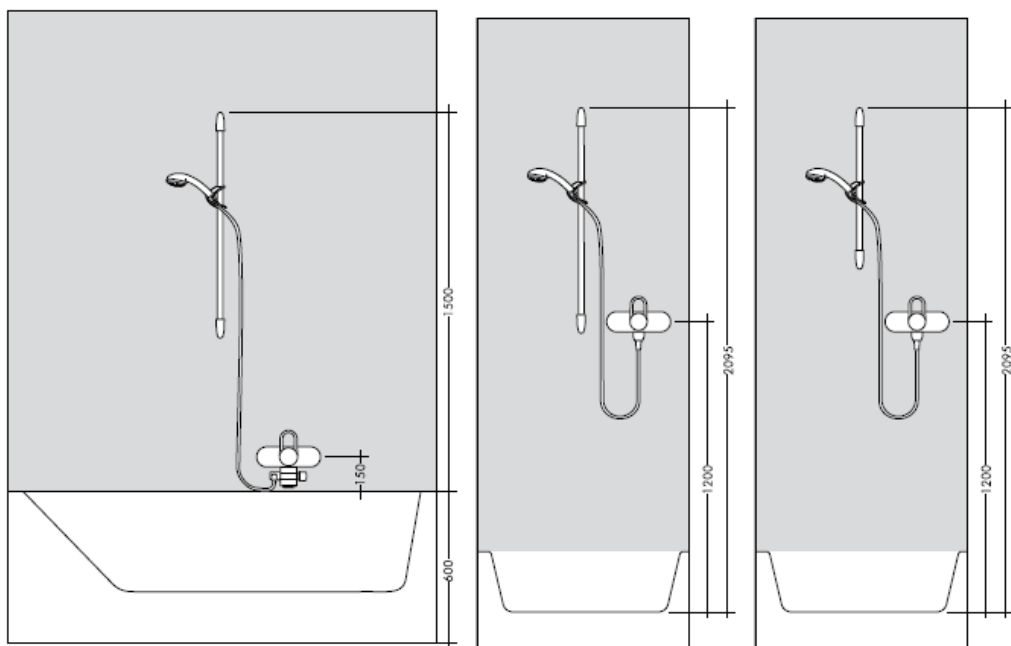
Driftstryk: max. 0,6 MPa
 Anbefalet driftstryk: 0,1 – 0,4 MPa
 (1 MPa = 10 bar = 147 PSI)
 Varmtvandstemperatur: max. 60° C

Ved montering er det vigtigt at sikre sig, at hele befæstigelsesfladen er plan (ingen ujævne fuger eller fliser), samt at væggen er egnet til montering af produktet og specielt, at væggen ikke har nogen svage punkter. De medfølgende skruer og dübler er kun egnet til beton. Ved anden vægopbygning bør producenten af dübler kontaktes for nærmere information.

Godkendelse

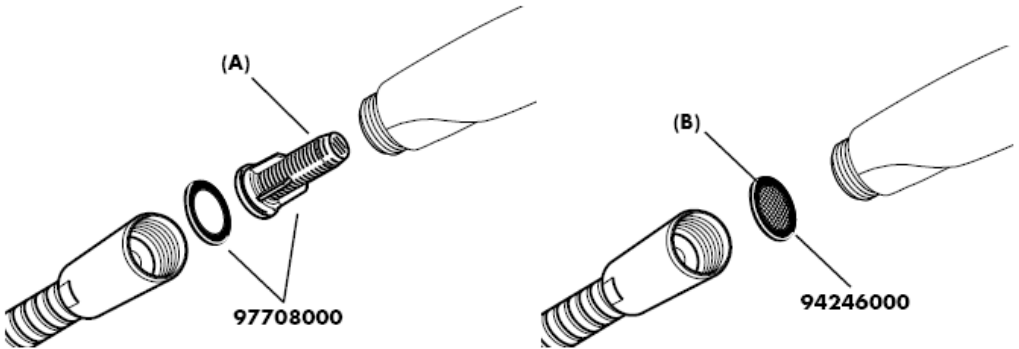
	DVGW	P-IX	SVGW	ACS	NF	WRAS	KIWA
27073000				X			
27076000				X			
27086000				X			
27772000				X			
27775000				X			
27882000				X			
27886000				X			

Afpas om muligt målene med fugerne.



* Silikone (eddikesyre-fri)

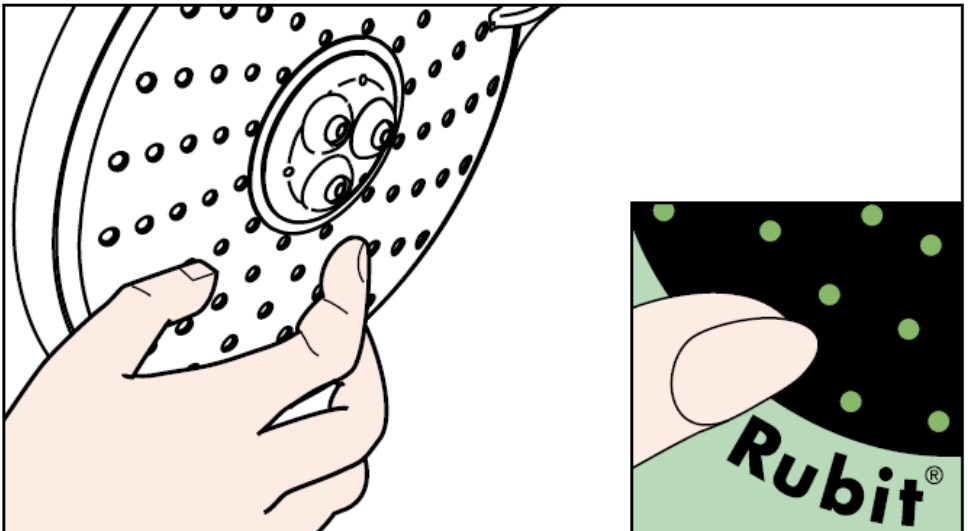




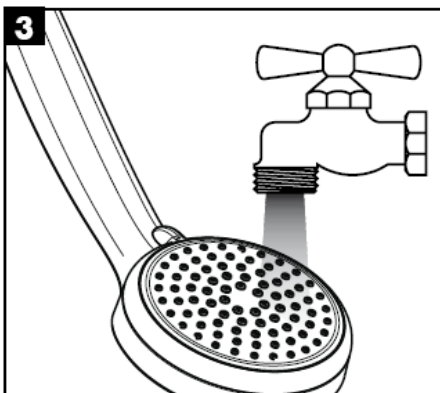
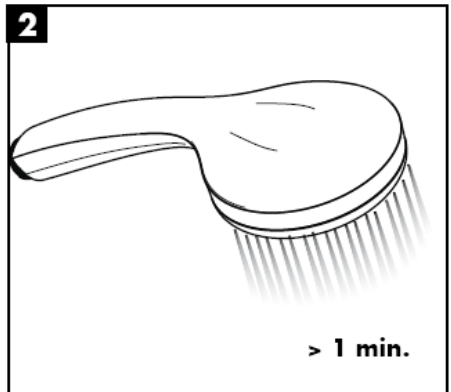
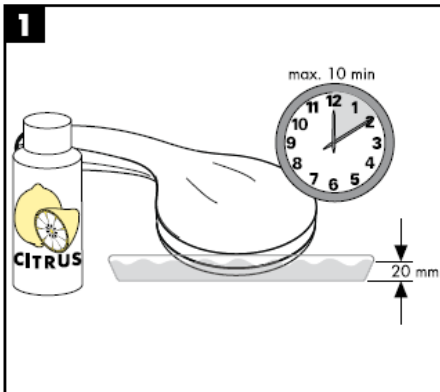
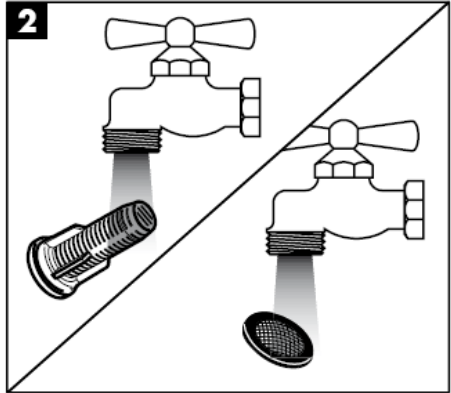
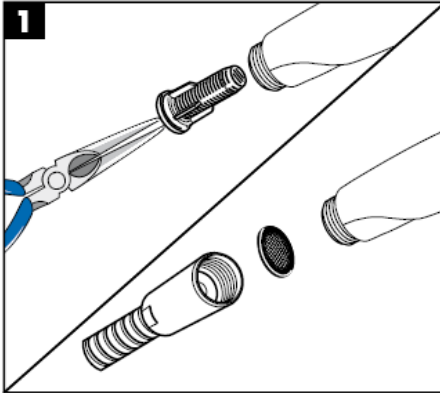
Den vedlagte filterindsats (A) skal monteres for at sikre en normal vandgennemstrømning og for at forhindre at der kommer smuds i håndbruseren fra rørsystemet. Ønskes en større vandgennemstrømning skal filterindsatsen (A) erstattes med en smudsfangsi (B). Snavs der er kommet ind i håndbruseren kan skade funktionsdelene i håndbruseren, og Hansgrohes garanti gælder ikke for skader der er opstået på denne måde.

Rengøring

Med Rubit®, den manuelle rengøringsfunktion kan strålekanalerne let renses for kalk - der skal blot gnubbes!



Rengøring

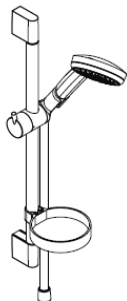


hansgrohe

Manual de Instalación



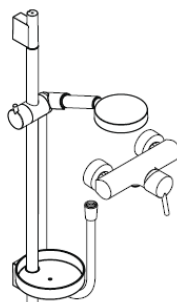
Unica'C
27610000
27611000



**Cromo 100 Vario/
Unica'C Set**
27771000
27772000
27776000

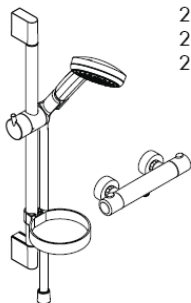


Unica'S Puro
28631XXX
28632XXX

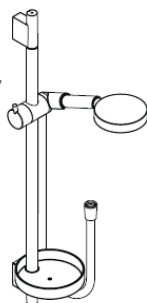


Raindance Talis S Combi
27073000

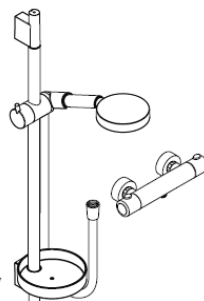
**Cromo 100 Multi/
Unica'C Set**
27774000
27775000
27777000



Cromo 100 Multi Combi
27085000
27086000



**Raindance S 100 AIR 3jet/
Unica'S Puro Set**
27880000
27882000



Raindance S Combi
27075000
27076000

**Raindance S 120 AIR 3jet/
Unica'S Puro Set**
27884000
27886000

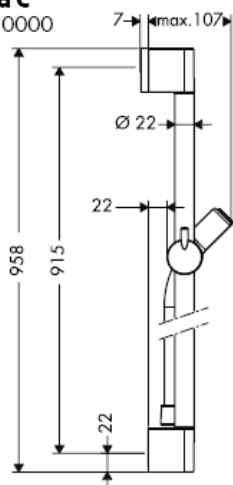
hansgrohe



O bom funcionamento é apenas garantido em combinação com chuveiros de mão e tubos flexíveis Hansgrohe.

Os tubos flexíveis são apenas adequados para uma ligação do chuveiro à misturadora. Nunca instale uma válvula de corte entre a misturadora e o tubo flexível.

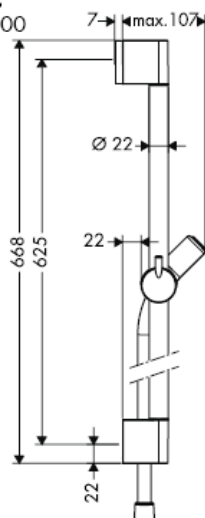
Unica'C
27610000



Croma 100 Vario / Unica'C Set
27771000

Croma 100 Multi / Unica'C Set
27774000

Unica'C
27611000

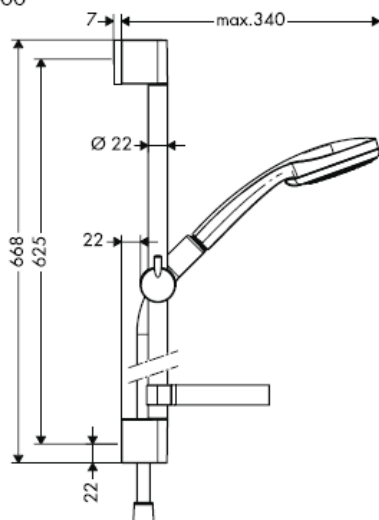
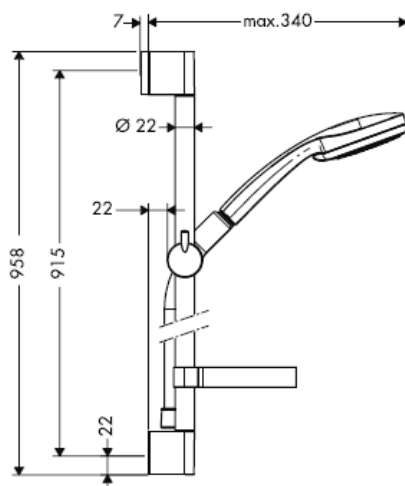


Croma 100 Vario / Unica'C Set
27772000

Croma 100 Multi / Unica'C Set
27775000

Croma 100 Vario 9,4 l / Unica'C Set
27776000

Croma 100 Multi 9,4 l / Unica'C Set
27777000



Croma 100 Multi Combi

27085000

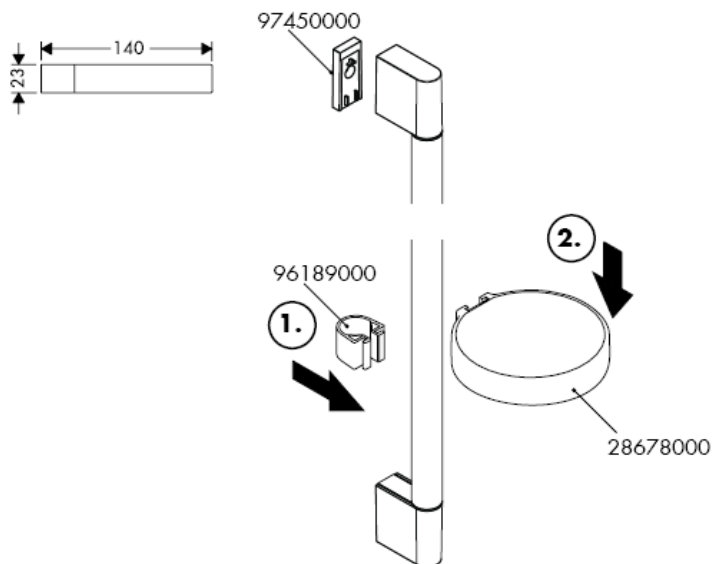


Croma 100 Multi Combi

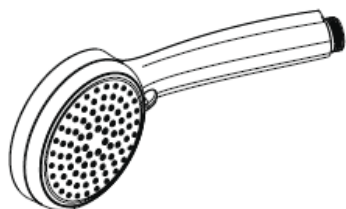
27086000



Cassetta'C



Croma 100 Vario
28535000
Croma 100 Vario 9,4l
28537000



Rain



Normal

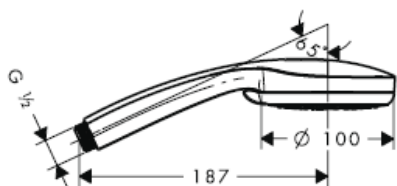
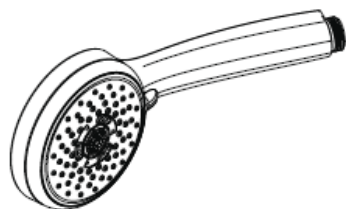


Shampoo



Massage

Croma 100 Multi
28536000
Croma 100 Multi 9,4l
28538000



Rain

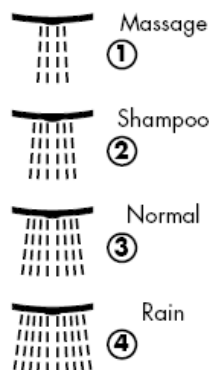
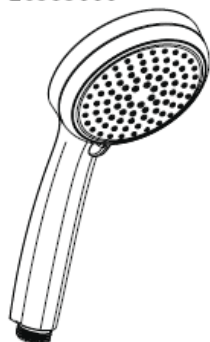


Massage

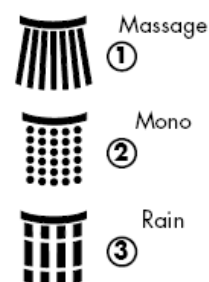
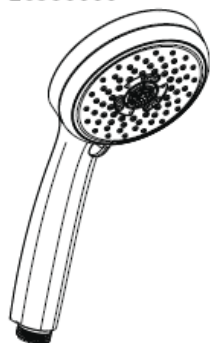


Mono

Croma 100 Vario
28535000

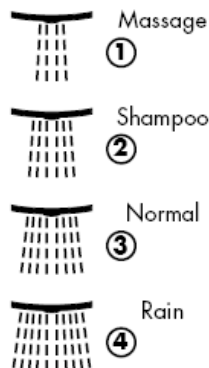
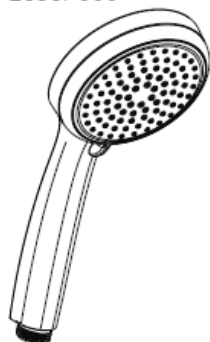


Croma 100 Multi
28536000

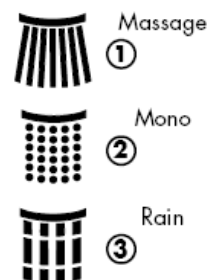
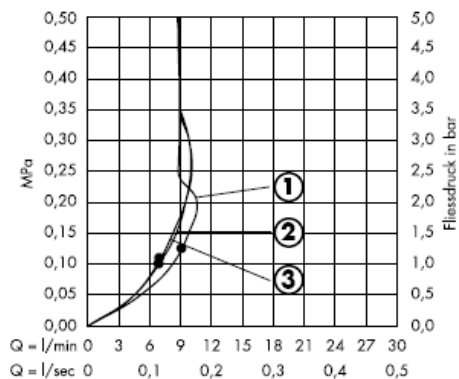
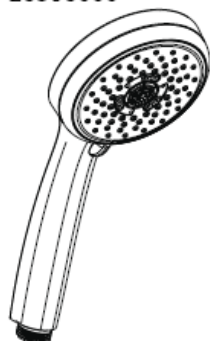


• A partir deste ponto inicia-se o funcionamento correcto.

Croma 100 Vario 9,4l
28537000



Croma 100 Multi 9,4l
28538000



• A partir deste ponto inicia-se o funcionamento correcto.

Unica'S Puro
28631XXX



Unica'S Puro
28632XXX



Cassetta'S Puro
28679000



Raindance S 100 AIR 3jet / Unica'S Puro
27880000
Raindance Talis S Combi
27073000



Raindance S 100 AIR 3jet / Unica'S Puro
27882000



Raindance S Combi
27075000



Raindance S Combi
27076000



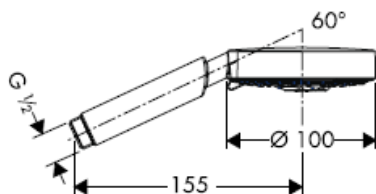
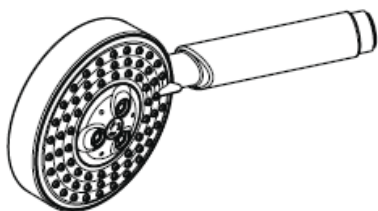
Raindance S 120 AIR 3jet / Unica'S Puro Set
27884000



Raindance S 120 AIR 3jet / Unica'S Puro Set
27886000



Raindance S 100 AIR 3jet
28504000



Rain AIR

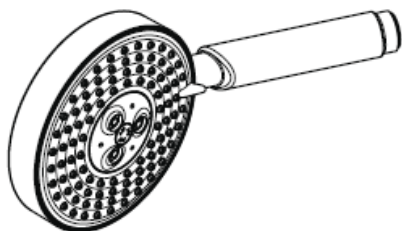


Balance AIR



Whirl AIR

Raindance S 120 AIR 3jet
28514000



Rain AIR



Balance AIR



Whirl AIR


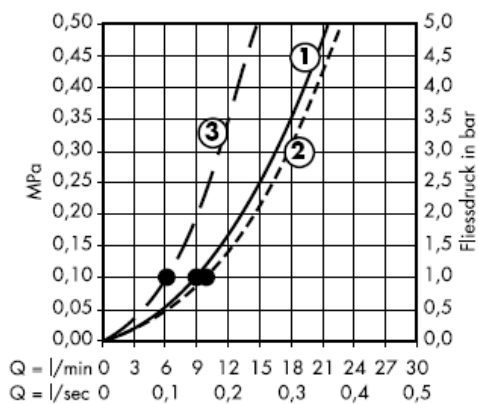
Raindance S 100 AIR 3jet

28504000


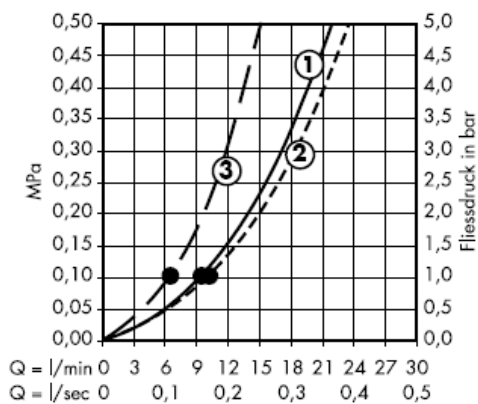
Raindance S 120 AIR 3jet

28514000

Com o filtro (A)



Com o filtro de junção (B)



- A partir deste ponto inicia-se o funcionamento correcto.

O chuveiro de mão é compatível com esquentadores instantâneos de 21 kW e um caudal mínimo de 7 l/minuto.

Dados Técnicos

Pressão de funcionamento: max. 0,6 MPa
Pressão de func. recomendada: 0,1 – 0,4 MPa
(1 MPa = 10 bar = 147 PSI)
Temperatura da água quente: max. 60° C

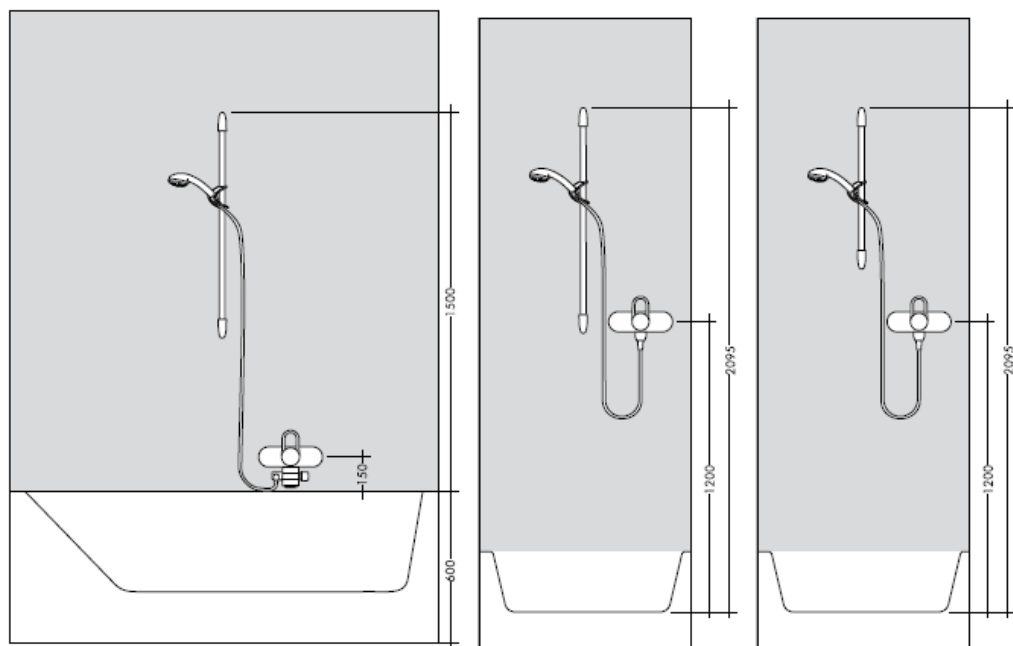
Durante a montagem do produto por técnicos qualificados, deve ter-se em atenção que a superfície de fixação seja plana em toda a área da fixação (sem juntas sobrepostas/salientes ou ladrilhos deslocados), que o dispositivo de montagem na parede seja adequado para uma montagem na parede e que este não apresente nenhuns pontos fracos.

Os parafusos e buchas incluídos no volume de fornecimento são apenas adequados para betão. Para outros métodos de montagem na parede devem ser respeitadas as indicações do fabricante das buchas.

Marca de controlo

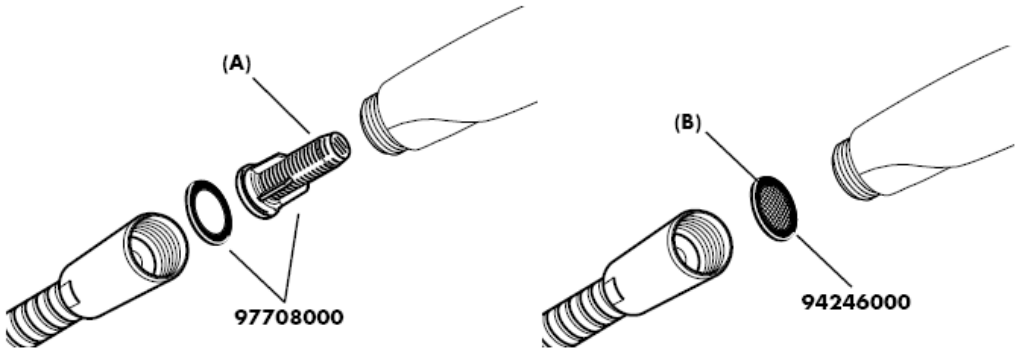
	DVGW	P-IX	SVGW	ACS	NF	WRAS	KIWA
27073000				X			
27076000				X			
27086000				X			
27772000				X			
27775000				X			
27882000				X			
27886000				X			

Se possível adaptar às medidas dos azulejos.



* Silicone (sem ácido acético)



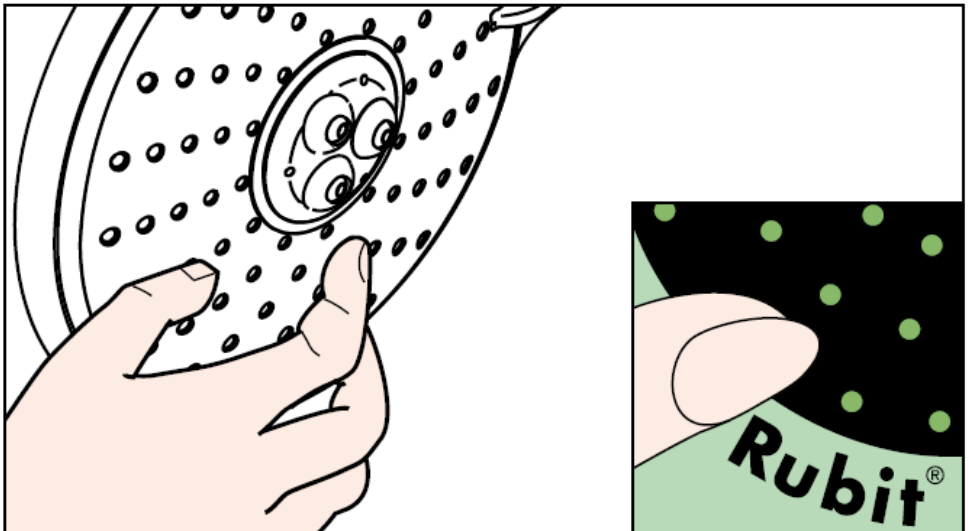


O filtro de inserção (A) deve ser utilizado para assegurar um caudal standart e para proteger o chuveiro de mão de areias e resíduos provenientes da tubagem. Se quiser um caudal maior, deve usar o filtro de junção (B) em vez do filtro de inserção (A).

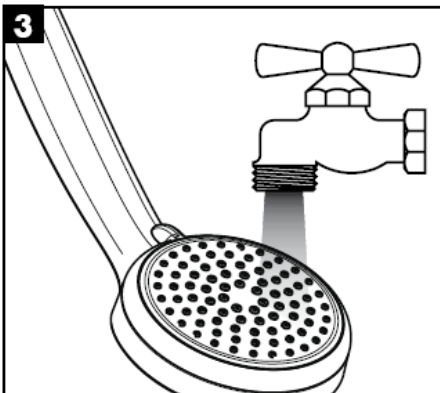
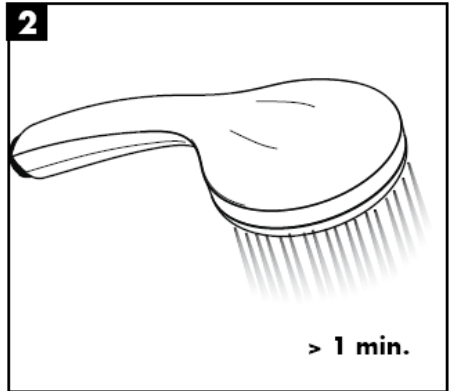
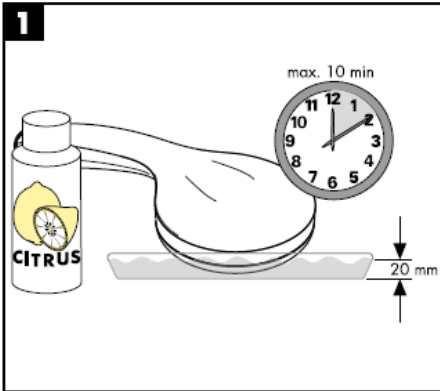
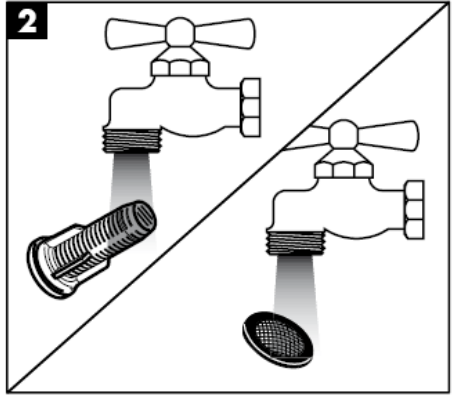
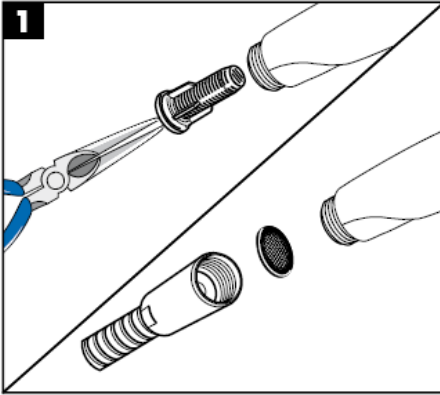
Resíduos e areias podem danificar componentes ou provocar o mau funcionamento do chuveiro; as avarias assim provocadas anulam a responsabilidade e garantia Hansgrohe.

Limpeza

O sistema de limpeza Rubit® requer apenas uma ligeira passagem com a mão para remover os depósitos de calcário do emulsor.



Limpeza

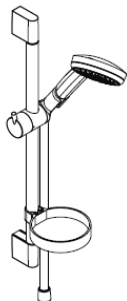


hansgrohe

Instrukcja montażu



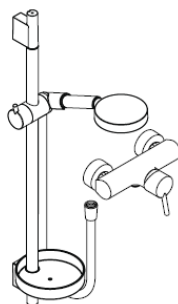
Unica'C
27610000
27611000



**Cromo 100 Vario/
Unica'C Set**
27771000
27772000
27776000

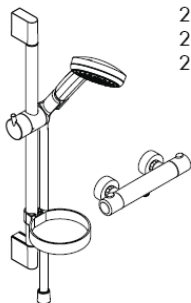


Unica'S Puro
28631XXX
28632XXX

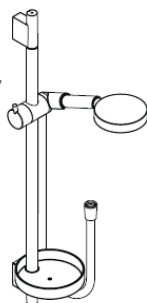


Raindance Talis S Combi
27073000

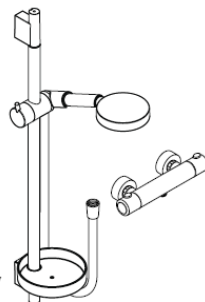
**Cromo 100 Multi/
Unica'C Set**
27774000
27775000
27777000



Cromo 100 Multi Combi
27085000
27086000



**Raindance S 100 AIR 3jet/
Unica'S Puro Set**
27880000
27882000



Raindance S Combi
27075000
27076000

**Raindance S 120 AIR 3jet/
Unica'S Puro Set**
27884000
27886000

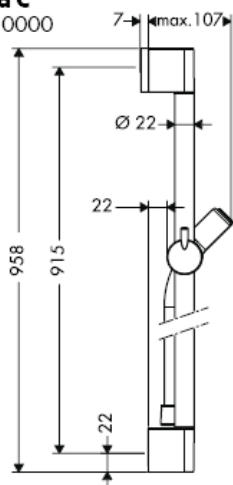
hansgrohe



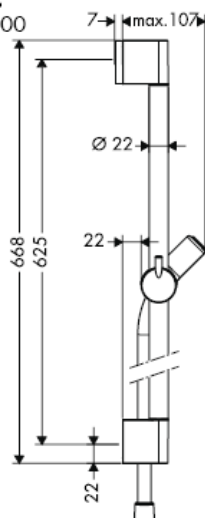
Optymalne działanie gwarantuje się tylko w odniesieniu do pryszniców ręcznych i węży prysznicowych Hansgrohe.

Węże prysznicowe przeznaczone są do podłączenia tylko z armaturą. Blokada za wężem w kierunku przepływu jest niedopuszczalna.

Unica'C
27610000



Unica'C
27611000



Croma 100 Vario / Unica'C Set
27771000

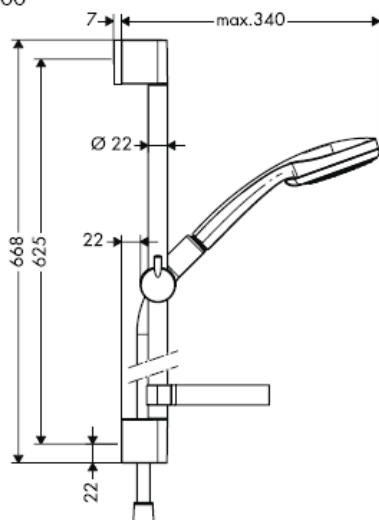
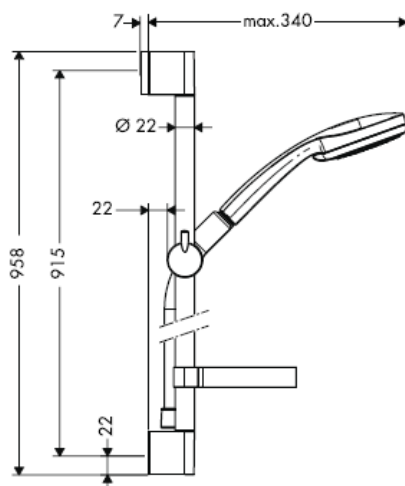
Croma 100 Multi / Unica'C Set
27774000

Croma 100 Vario / Unica'C Set
27772000

Croma 100 Multi / Unica'C Set
27775000

Croma 100 Vario 9,4 l / Unica'C Set
27776000

Croma 100 Multi 9,4 l / Unica'C Set
27777000



Croma 100 Multi Combi

27085000

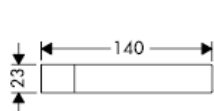


Croma 100 Multi Combi

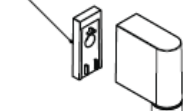
27086000



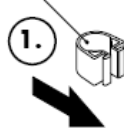
Cassetta'C



97450000



96189000

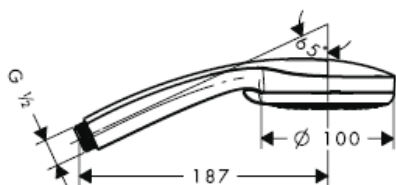
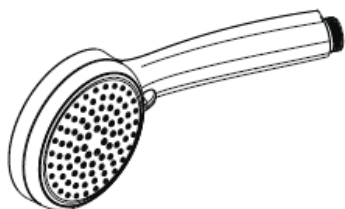


2.



28678000

Croma 100 Vario
28535000
Croma 100 Vario 9,4l
28537000



Rain



Normal

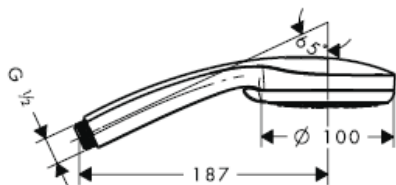
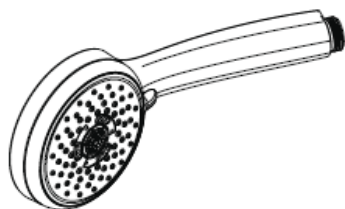


Shampoo



Massage

Croma 100 Multi
28536000
Croma 100 Multi 9,4l
28538000



Rain

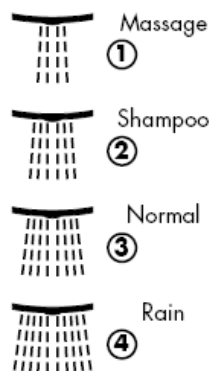
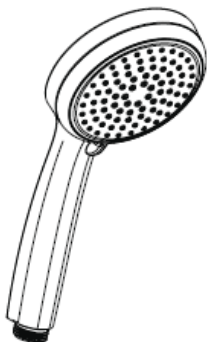


Massage

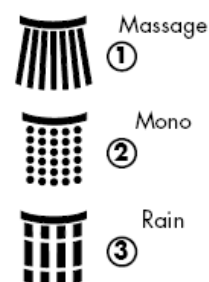
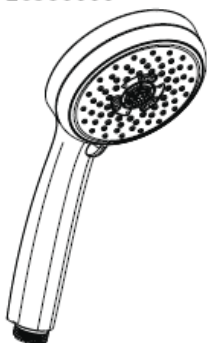


Mono

Croma 100 Vario
28535000

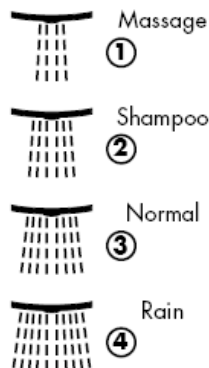
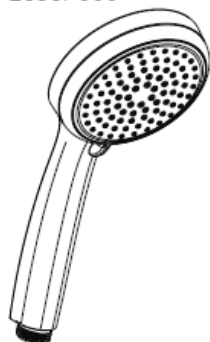


Croma 100 Multi
28536000

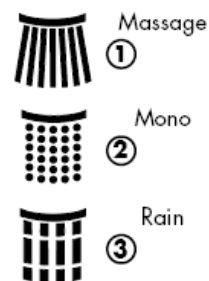
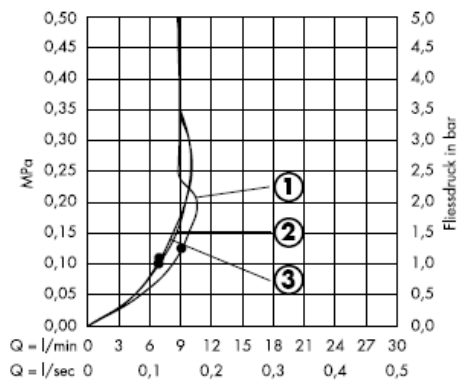
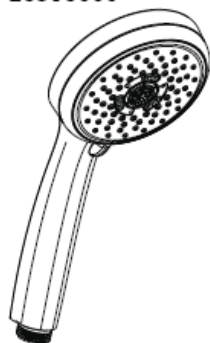


Od • możliwe jest funkcjonowanie.

Croma 100 Vario 9,4l
28537000



Croma 100 Multi 9,4l
28538000



Od • możliwe jest funkcjonowanie.

Unica'S Puro
28631XXX



Unica'S Puro
28632XXX



Cassetta'S Puro
28679000



Raindance S 100 AIR 3jet / Unica'S Puro
27880000
Raindance Talis S Combi
27073000



Raindance S 100 AIR 3jet / Unica'S Puro
27882000



Raindance S Combi
27075000



Raindance S Combi
27076000



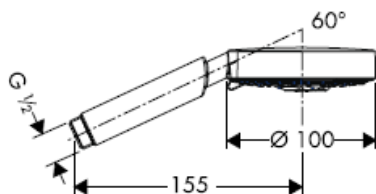
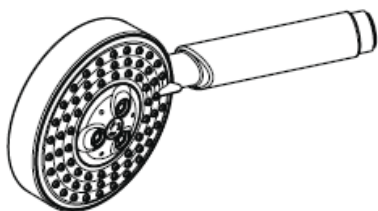
Raindance S 120 AIR 3jet / Unica'S Puro Set
27884000



Raindance S 120 AIR 3jet / Unica'S Puro Set
27886000



Raindance S 100 AIR 3jet
28504000



Rain AIR

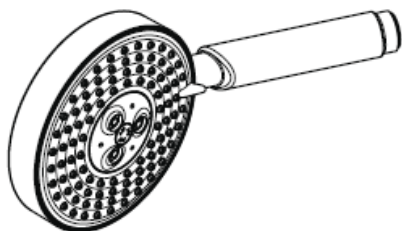


Balance AIR



Whirl AIR

Raindance S 120 AIR 3jet
28514000



Rain AIR



Balance AIR



Whirl AIR


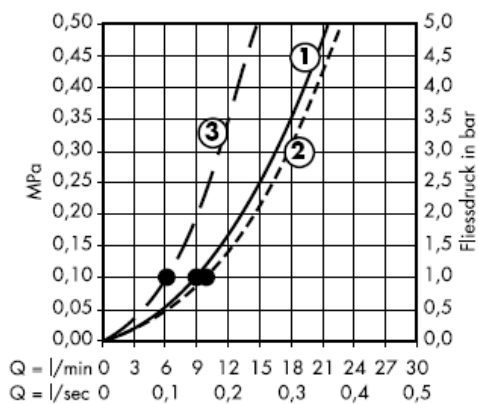
Raindance S 100 AIR 3jet

28504000


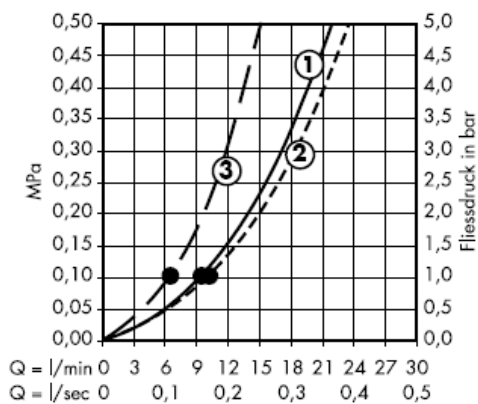
Raindance S 120 AIR 3jet

28514000

Z wkładką filtra (A)



Z uszczelką z sitkiem (B)



Od • możliwe jest funkcjonowanie.

Prysznic ręczny jest przystosowany do przepływowych podgrzewaczy wody o mocy powyżej 21 kW i przepływie minimalnym 7 l/min.

Dane techniczne

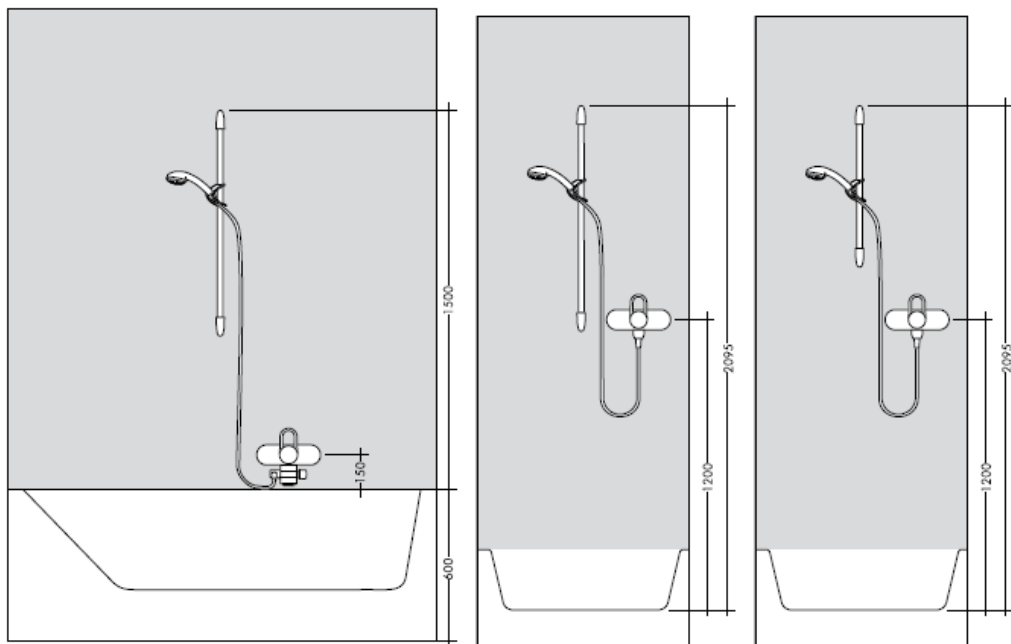
Ciśnienie robocze: max. 0,6 MPa
 Zalecane ciśnienie robocze: 0,1 – 0,4 MPa
 (1 MPa = 10 bary = 147 PSI)
 Temperatura wody gorącej: max. 60° C

Przy montażu produktu przez wykwalifikowany personel fachowy należy zważyć na to, by powierzchnia mocowania na całym obszarze mocowania była równa (by nie było szczelin wzgl. wzajemnie przesuniętych płytek), rodzaj ściany nadawał się do montażu produktu i zwłaszcza, by nie było żadnych słabych stron. Umieszczone w dostawie śruby i kołki rozporowe są przeznaczone tylko do betonu. Przy innych rodzajach montażu ścianowego należy przestrzegać danych producenta kołków rozporowych.

Znak jakości

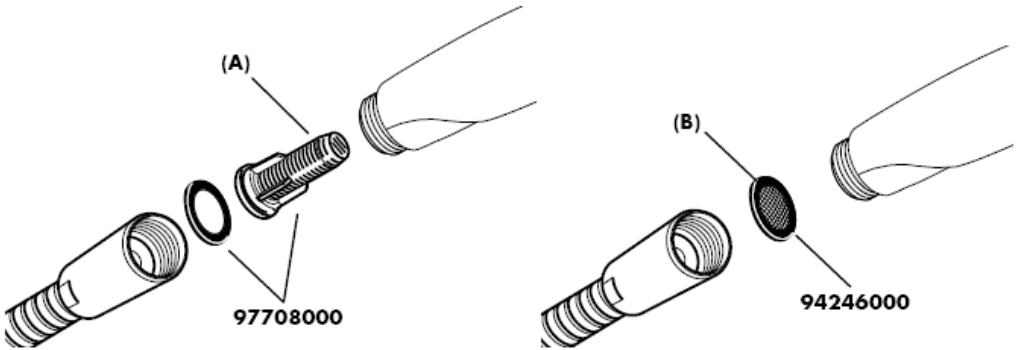
	DVGW	P-IX	SVGW	ACS	NF	WRAS	KIWA
27073000				X			
27076000				X			
27086000				X			
27772000				X			
27775000				X			
27882000				X			
27886000				X			

Wymiary należy możliwie dopasować do układu płytek ceramicznych na ścianie.



* Silikon (neutralny)

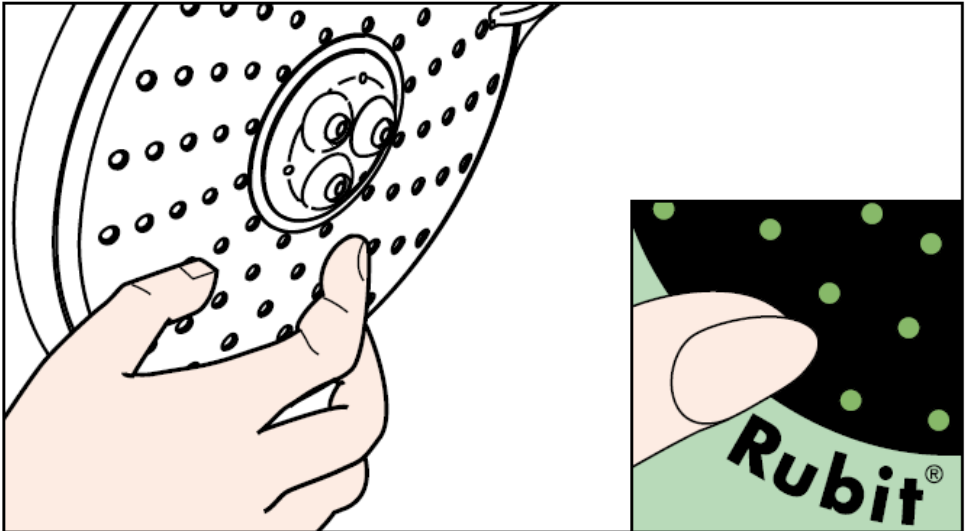




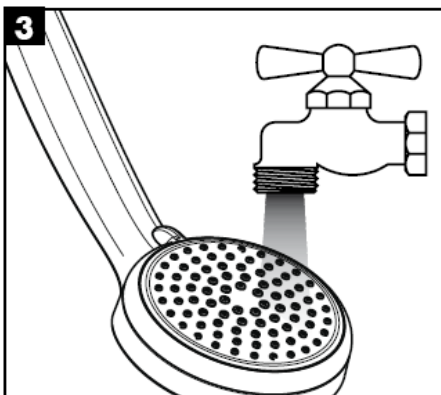
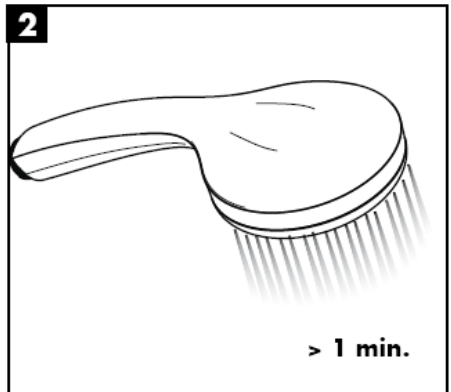
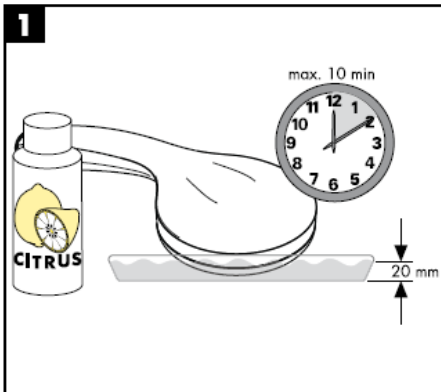
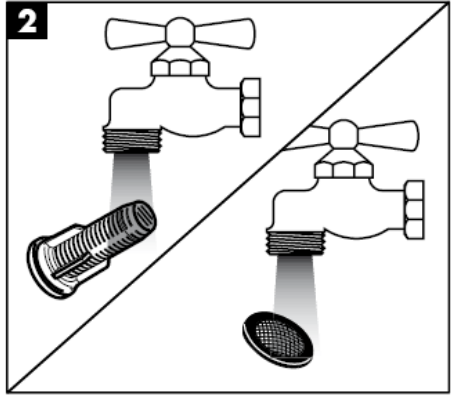
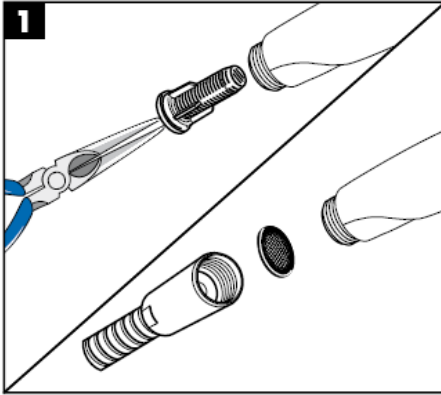
Należy zamontować znajdującą się w opakowaniu wkładkę filtra (A), aby zapewnić przepisowy przepływ przez prysznic ręczny i zapobiec przedostawaniu się zanieczyszczeń z instalacji sieciowej. Jeżeli pożądanym jest większy przepływ wody, wówczas należy zamiast wkładki filtra (A) użyć uszczelki z sitkiem (B). Przedostające się zanieczyszczenia mogą mieć negatywny wpływ na działanie i/lub prowadzić do usterek w działaniu elementów prysznica ręcznego. Za powstałe z tego tytułu szkody firma Hansgrohe nie ponosi odpowiedzialności.

Czyszczenie

Funkcja Rubit® wymaga jedynie delikatnego potarcia dłonią, aby usunąć ewentualne osady kamienia wapiennego.



Czyszczenie

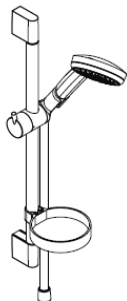


hansgrohe

Montážní návod



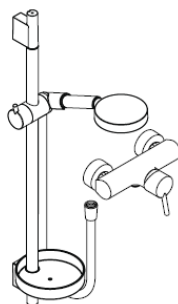
Unica'C
27610000
27611000



**Cromo 100 Vario/
Unica'C Set**
27771000
27772000
27776000

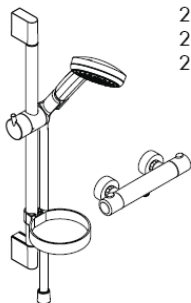


Unica'S Puro
28631XXX
28632XXX

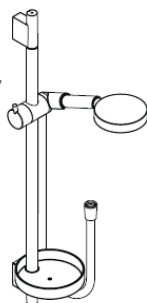


Raindance Talis S Combi
27073000

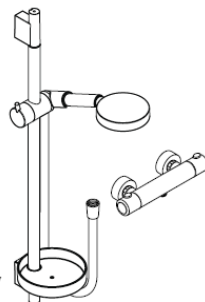
**Cromo 100 Multi/
Unica'C Set**
27774000
27775000
27777000



Cromo 100 Multi Combi
27085000
27086000



**Raindance S 100 AIR 3jet/
Unica'S Puro Set**
27880000
27882000



Raindance S Combi
27075000
27076000

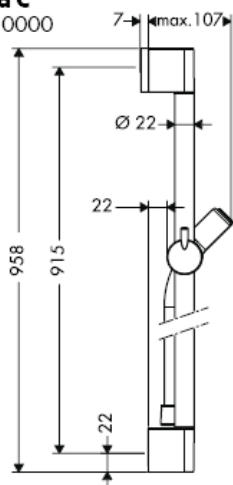
**Raindance S 120 AIR 3jet/
Unica'S Puro Set**
27884000
27886000

hansgrohe

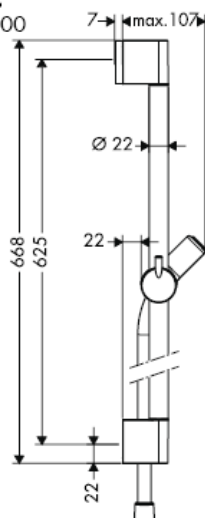


Optimální funkce je zaručena pouze s ručními sprchami a sprchovými hadicemi Hansgrohe.
Sprchové hadice jsou vhodné pouze pro napojení sprch na armatury. Řazení uzavíracího ventilu za hadici po směru toku je nepřípustné!

Unica'C
27610000



Unica'C
27611000



Croma 100 Vario / Unica'C Set
27771000

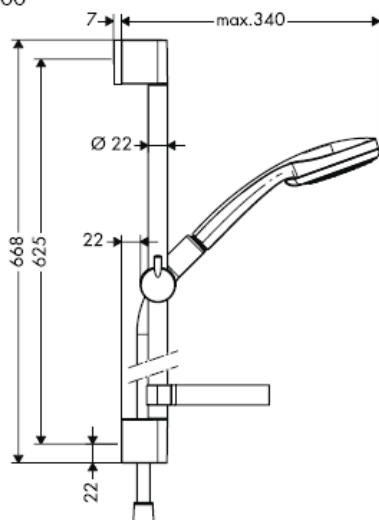
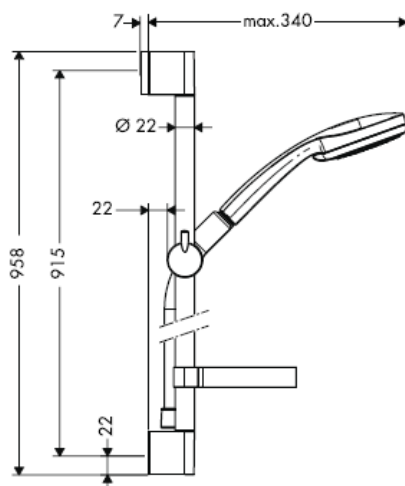
Croma 100 Multi / Unica'C Set
27774000

Croma 100 Vario / Unica'C Set
27772000

Croma 100 Multi / Unica'C Set
27775000

Croma 100 Vario 9,4 l / Unica'C Set
27776000

Croma 100 Multi 9,4 l / Unica'C Set
27777000



Croma 100 Multi Combi

27085000

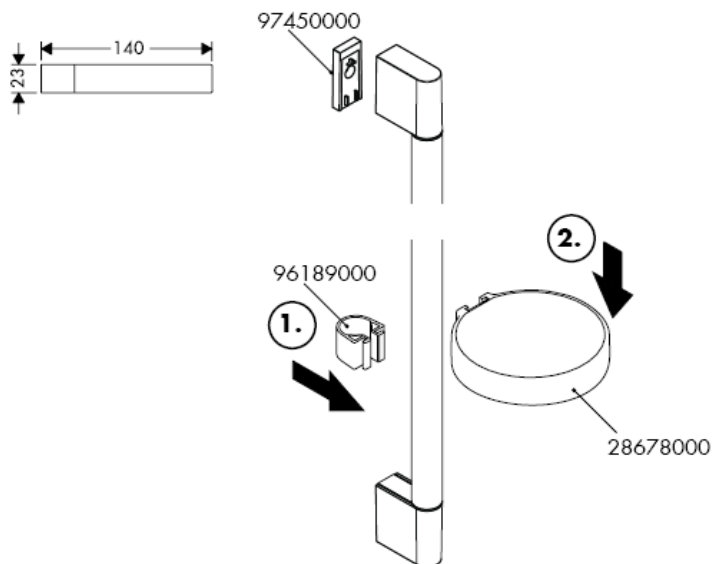


Croma 100 Multi Combi

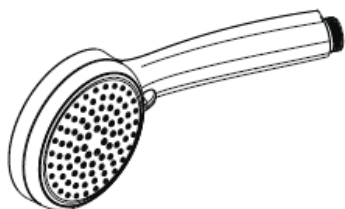
27086000



Cassetta'C



Croma 100 Vario
28535000
Croma 100 Vario 9,4l
28537000



Rain



Normal

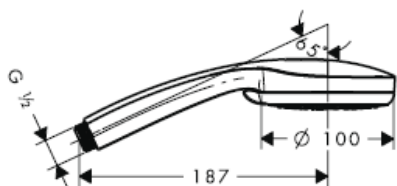
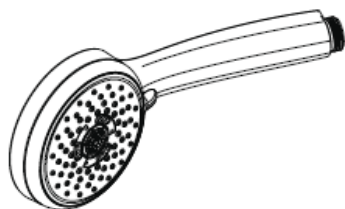


Shampoo



Massage

Croma 100 Multi
28536000
Croma 100 Multi 9,4l
28538000



Rain

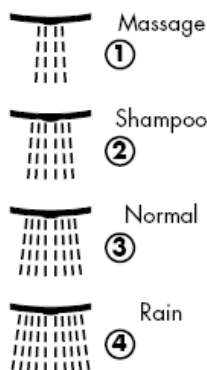
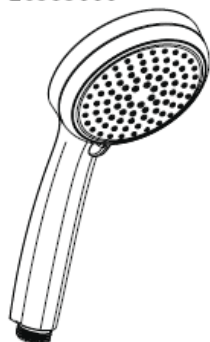


Massage

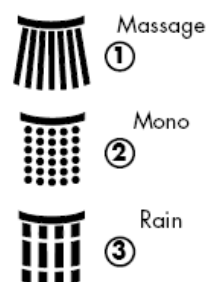
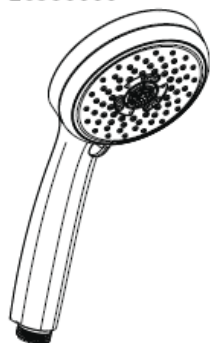


Mono

Croma 100 Vario
28535000

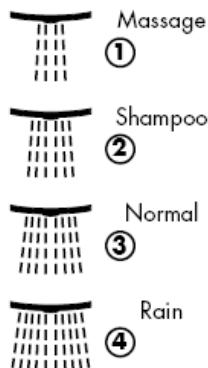
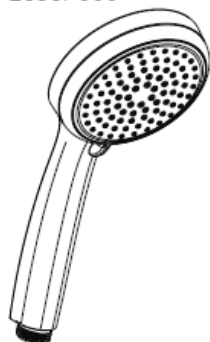


Croma 100 Multi
28536000

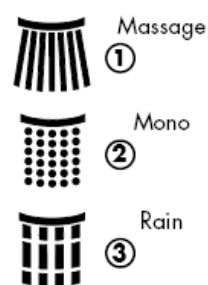
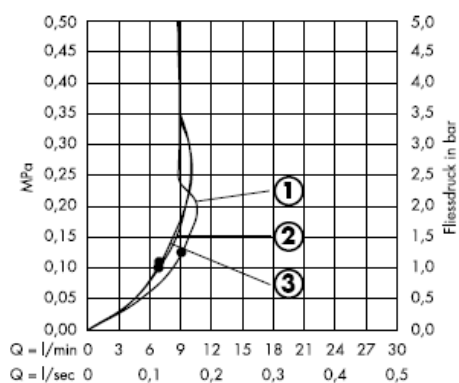
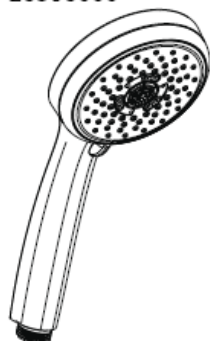


Od • je zaručená funkce

Croma 100 Vario 9,4l
28537000



Croma 100 Multi 9,4l
28538000



Od • je zaručená funkce

Unica'S Puro
28631XXX



Unica'S Puro
28632XXX



Cassetta'S Puro
28679000



Raindance S 100 AIR 3jet / Unica'S Puro
27880000
Raindance Talis S Combi
27073000



Raindance S 100 AIR 3jet / Unica'S Puro
27882000



Raindance S Combi
27075000



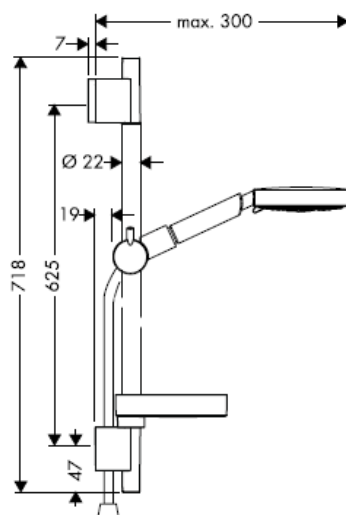
Raindance S Combi
27076000



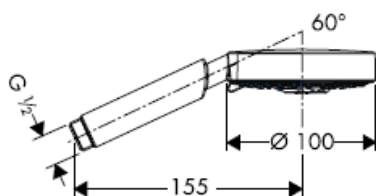
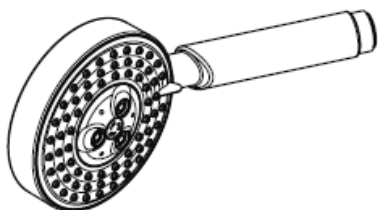
Raindance S 120 AIR 3jet / Unica'S Puro Set
27884000



Raindance S 120 AIR 3jet / Unica'S Puro Set
27886000




Raindance S 100 AIR 3jet
28504000



Rain AIR

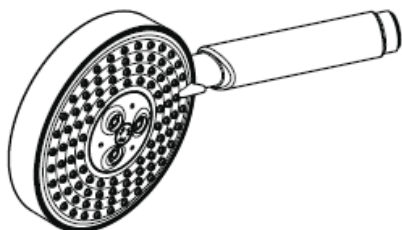


Balance AIR



Whirl AIR

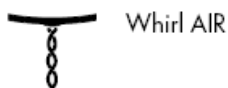
Raindance S 120 AIR 3jet
28514000



Rain AIR




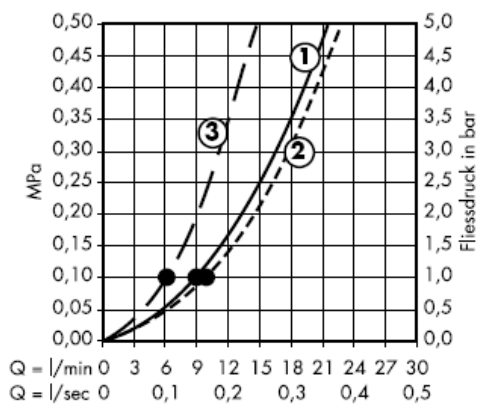
Balance AIR




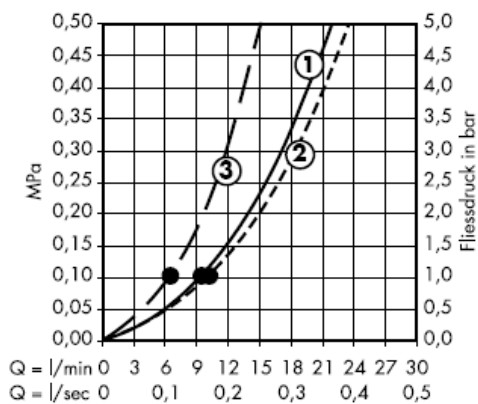
Whirl AIR

Raindance S 100 AIR 3jet
28504000
Raindance S 120 AIR 3jet
28514000

s filtrační vložkou (A)



S těsněním se sítkem (B)



Od • je zaručená funkce

Ruční sprcha je vhodná k použití s průtokovým ohřívačem výkonu od 21 kW a průtoku 7 l/min.

Technické údaje

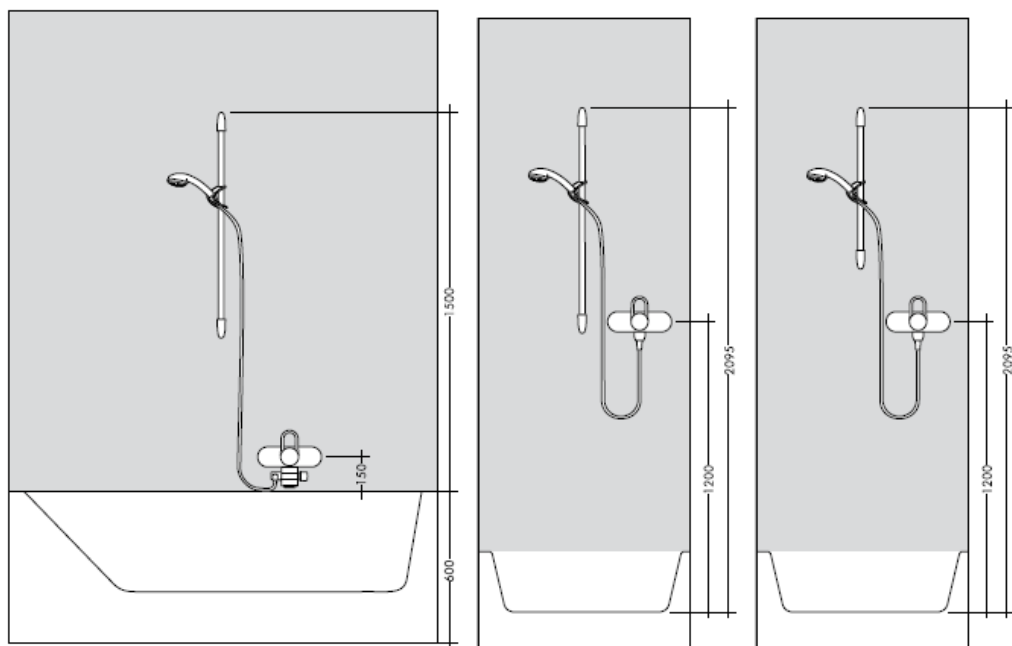
Provozní tlak: max. 0,6 MPa
 Doporučený provozní tlak: 0,1 – 0,4 MPa
 (1 MPa = 10 barů = 147 PSI)
 Teplota horké vody: max. 60° C

Při montáži produktu kvalifikovaným odborným personálem je třeba dbát na to, aby upevňovací plochy byly v celém rozsahu upevnění rovné (žádné vyčnívající spáry nebo navzájem přesazené obklady), aby konstrukce stěny byla pro montáž produktu vhodná a zvláště aby v ní nebyla žádná slabá místa. Přiložené vruty a hmoždinky jsou vhodné pouze pro beton. Při jiných konstrukčních materiálech stěny je třeba se řídit údaji výrobce hmoždinek.

zkušební značka

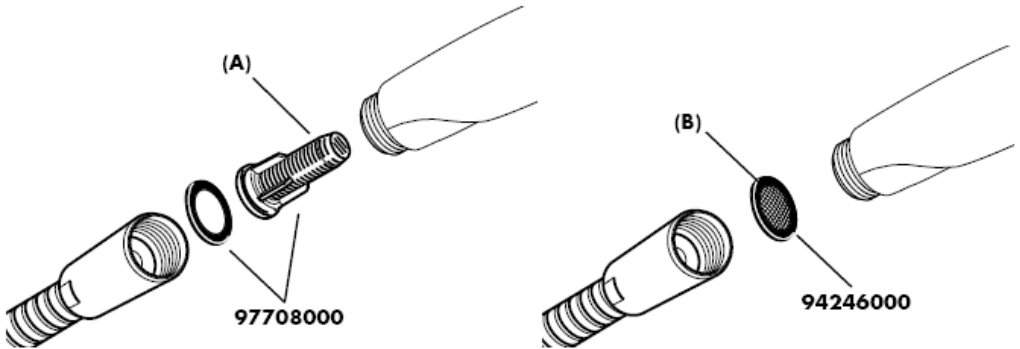
	DVGW	P-IX	SVGW	ACS	NF	WRAS	KIWA
27073000				X			
27076000				X			
27086000				X			
27772000				X			
27775000				X			
27882000				X			
27886000				X			

Rozměry pokud možno přizpůsobit rozložení obkladů.



* Silikon (bez kyseliny octové!)

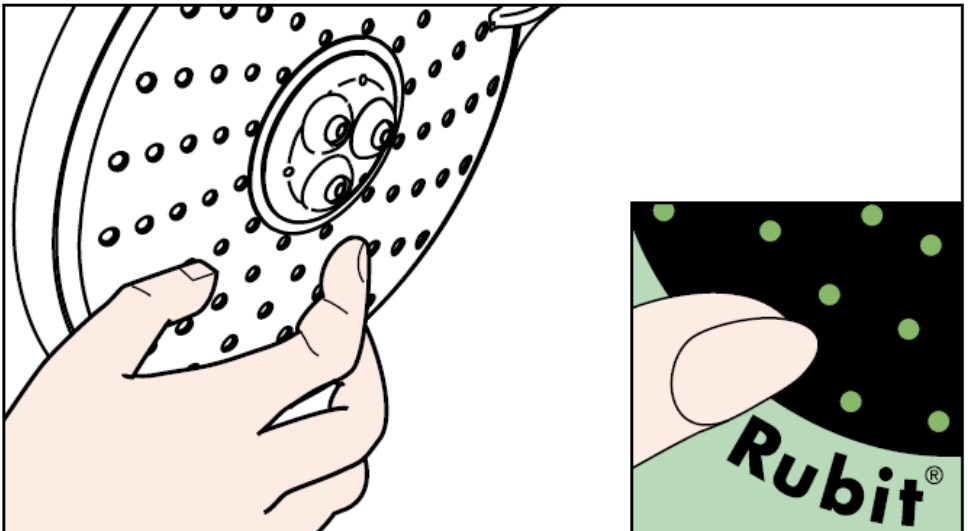




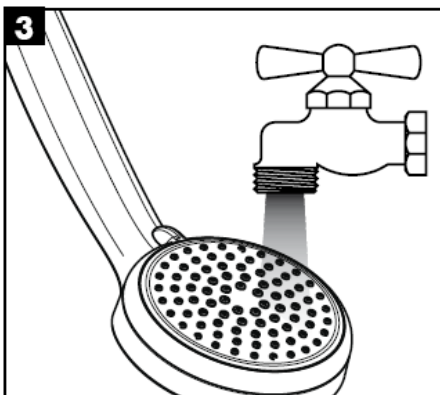
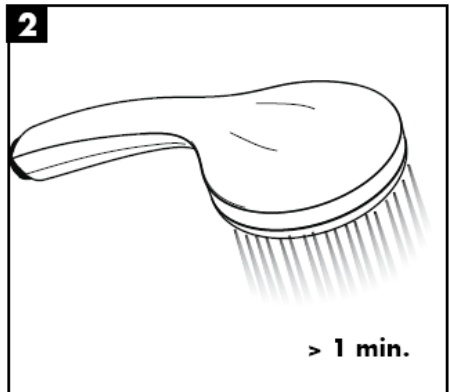
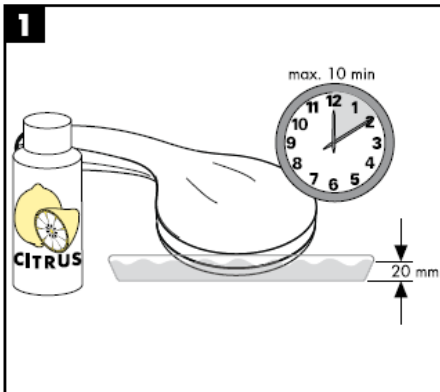
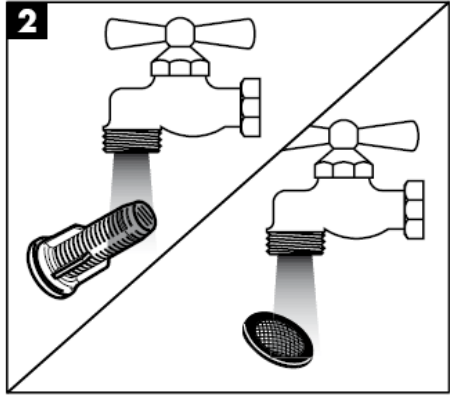
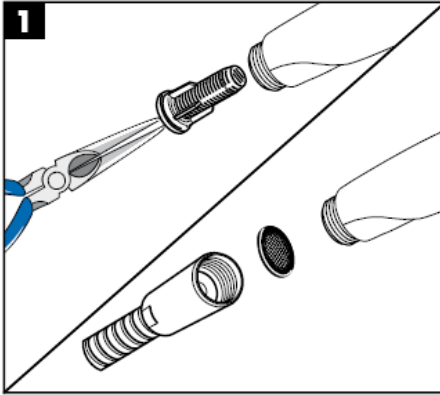
Příbalená filtrační vložka (A) se musí zabudovat, aby zajistila jmenovitý průtok ruční sprchou a zabránila přístupu nečistot vyplavovaných z potrubí. Pokud se požaduje vyšší průtok, musí se vsadit místo filtrační vložky (A) těsnění se sítkem (B). Vyplavené nečistoty mohou ovlivnit funkčnost a nebo také vést k poškození funkčních dílů ruční sprchy. Na tyto škody se záruka firmy Hansgrohe nevztahuje.

Čištění

S ruční čisticí funkcí Rubit® stačí jednoduché odstranění vodního kamene prsty z trysek kotouče tvarujícího proud vody.



Čištění

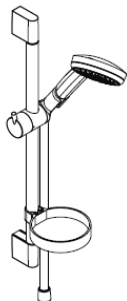


hansgrohe

Montážny návod



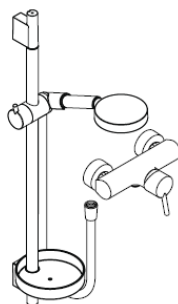
Unica'C
27610000
27611000



**Cromo 100 Vario/
Unica'C Set**
27771000
27772000
27776000

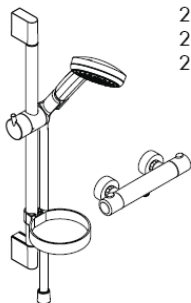


Unica'S Puro
28631XXX
28632XXX

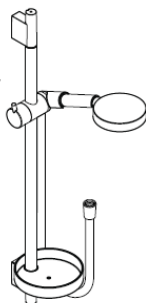


Raindance Talis S Combi
27073000

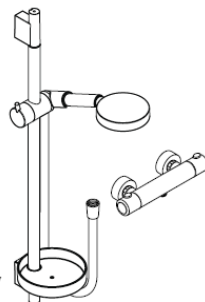
**Cromo 100 Multi/
Unica'C Set**
27774000
27775000
27777000



Cromo 100 Multi Combi
27085000
27086000



**Raindance S 100 AIR 3jet/
Unica'S Puro Set**
27880000
27882000



Raindance S Combi
27075000
27076000

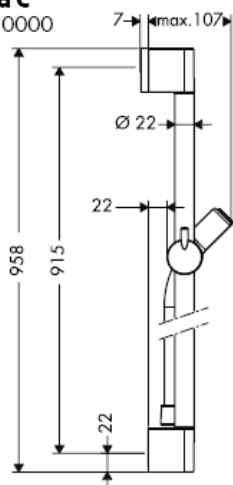
**Raindance S 120 AIR 3jet/
Unica'S Puro Set**
27884000
27886000

hansgrohe

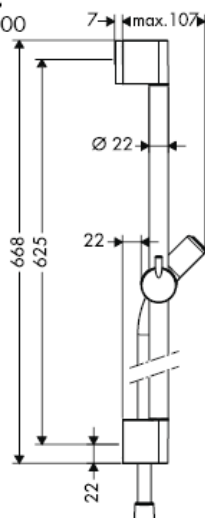


Optimálna funkcia je zaručen iba s ručnými sprchami a sprchovými hadicami Hansgrohe.
Sprchové hadice sú vhodné iba pre napojenie sprch na batérie. Umiestnenie uzatváracieho ventilu za hadicou v smere toku je neprípustne.

Unica'C
27610000



Unica'C
27611000



Croma 100 Vario / Unica'C Set
27771000

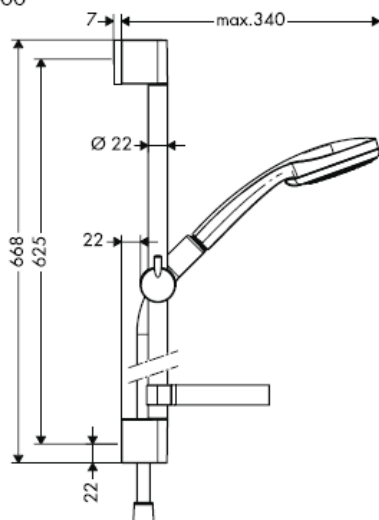
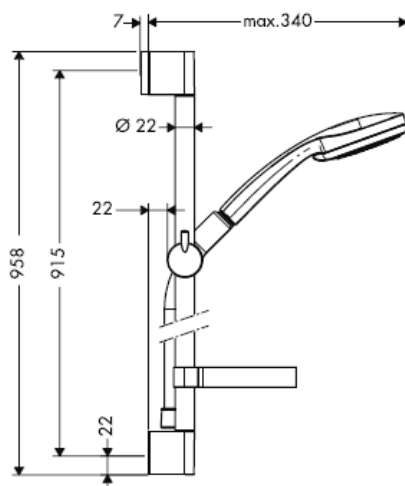
Croma 100 Multi / Unica'C Set
27774000

Croma 100 Vario / Unica'C Set
27772000

Croma 100 Multi / Unica'C Set
27775000

Croma 100 Vario 9,4 l / Unica'C Set
27776000

Croma 100 Multi 9,4 l / Unica'C Set
27777000



Croma 100 Multi Combi

27085000

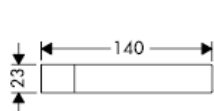


Croma 100 Multi Combi

27086000



Cassetta'C



97450000

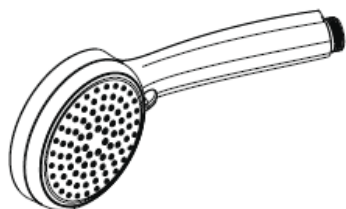
96189000



2.

28678000

Croma 100 Vario
28535000
Croma 100 Vario 9,4l
28537000



Rain



Normal

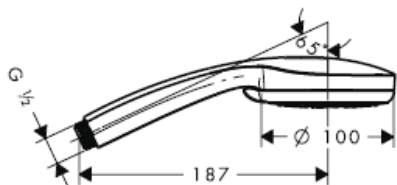
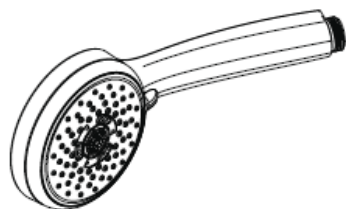


Shampoo



Massage

Croma 100 Multi
28536000
Croma 100 Multi 9,4l
28538000



Rain

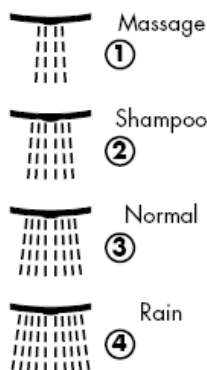
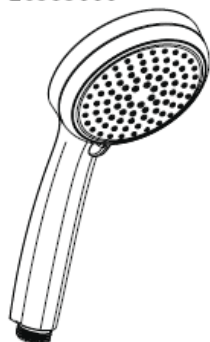


Massage

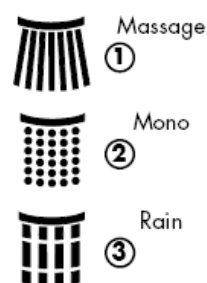
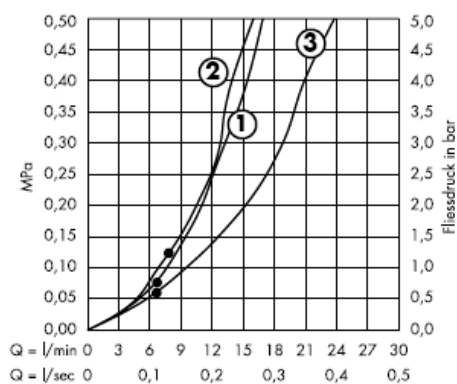
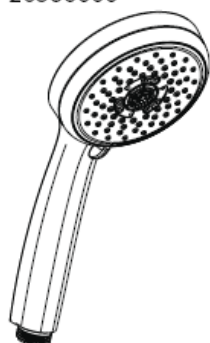


Mono

Croma 100 Vario
28535000

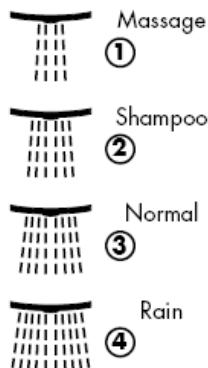
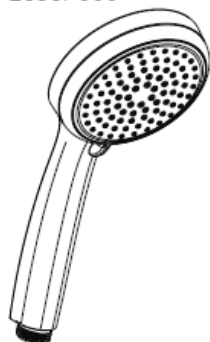


Croma 100 Multi
28536000

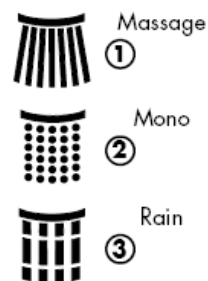
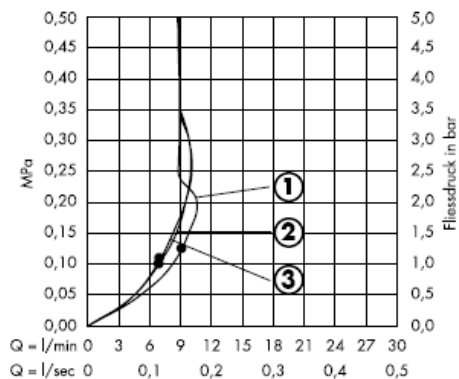
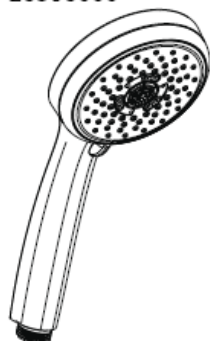


Od • je zaručená funkcia.

Croma 100 Vario 9,4l
28537000



Croma 100 Multi 9,4l
28538000



Od • je zaručená funkcia.

Unica'S Puro
28631XXX



Unica'S Puro
28632XXX



Cassetta'S Puro
28679000



Raindance S 100 AIR 3jet / Unica'S Puro
27880000
Raindance Talis S Combi
27073000



Raindance S 100 AIR 3jet / Unica'S Puro
27882000



Raindance S Combi
27075000



Raindance S Combi
27076000



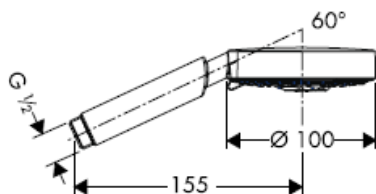
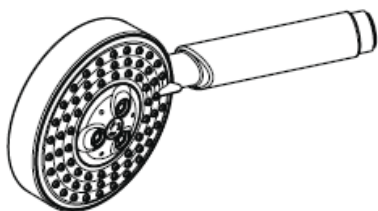
Raindance S 120 AIR 3jet / Unica'S Puro Set
27884000



Raindance S 120 AIR 3jet / Unica'S Puro Set
27886000



Raindance S 100 AIR 3jet
28504000



Rain AIR

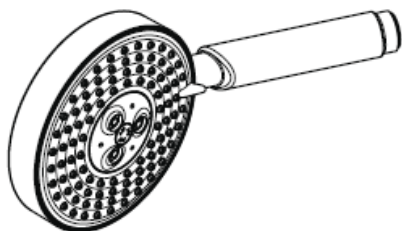


Balance AIR



Whirl AIR

Raindance S 120 AIR 3jet
28514000



Rain AIR



Balance AIR



Whirl AIR


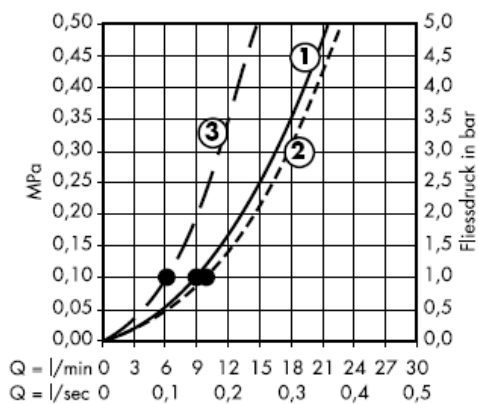
Raindance S 100 AIR 3jet

28504000


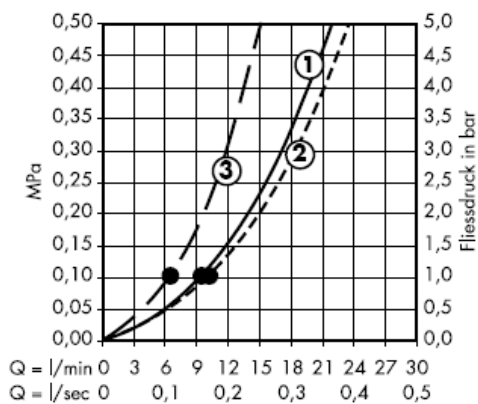
Raindance S 120 AIR 3jet

28514000

S filtračnou vložkou (A)



S tesnením so sítkom (B)



Od • je zaručená funkcia.

Ručná sprcha je vhodná k použitiu s prietokovým ohrievačom s výkonom od 21 kW a prietoku 7 l/min.

Technické údaje

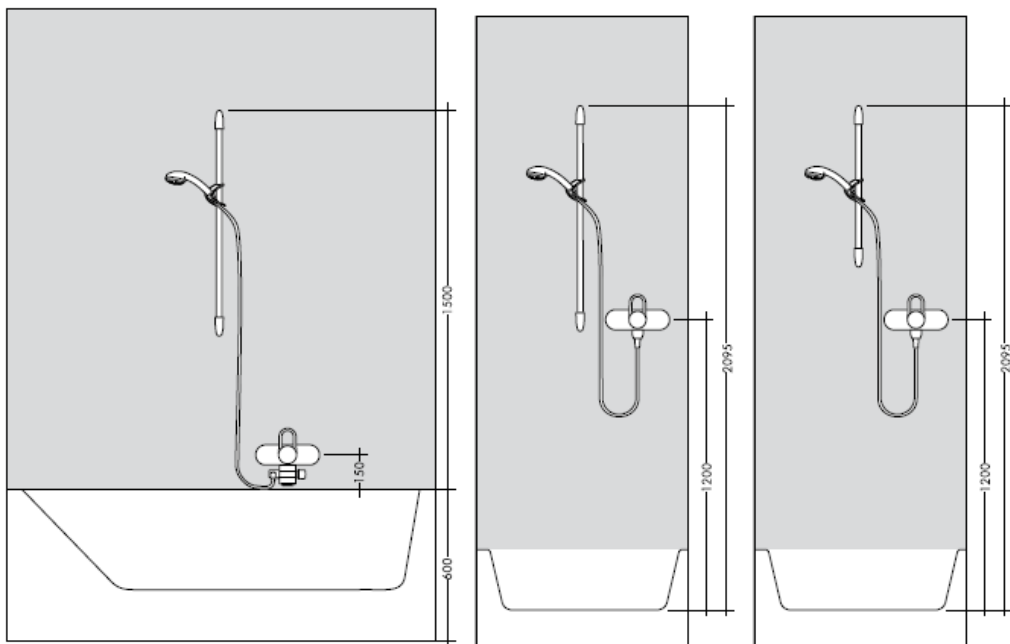
Prevádzkový tlak: max. 0,6 MPa
Doporučený prevádzkový tlak: 0,1 – 0,4 MPa
(1 MPa = 10 barov = 147 PSI)
Teplota teplej vody: max. 60° C

Pri montáži produktu kvalifikovaným odborným personálom je nutné dbať na to, aby upevňovacie plochy boli v celom rozsahu upevnenia rovné (žiadne vyčnievajúce škáry alebo navzájom predsadené obklady), aby konštrukcia steny bola pre montáž produktu vhodná a zvlášť aby v nej neboli žiadne slabé miesta. Priložené vruty a hmoždinky sú vhodné len pre betón. Pri iných konštrukčných materiáloch steny je nutné riadiť sa údajmi výrobcu hmoždiniek.

Osvedčenie o skúške

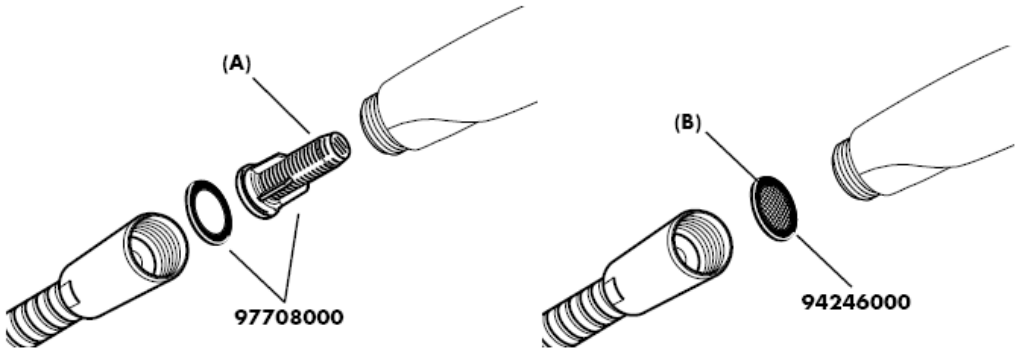
	DVGW	P-IX	SVGW	ACS	NF	WRAS	KIWA
27073000				X			
27076000				X			
27086000				X			
27772000				X			
27775000				X			
27882000				X			
27886000				X			

Rozmery, pokiaľ možno prispôbiť rozloženiu obkladov.



Silikon (bez kyseliny octovej!)



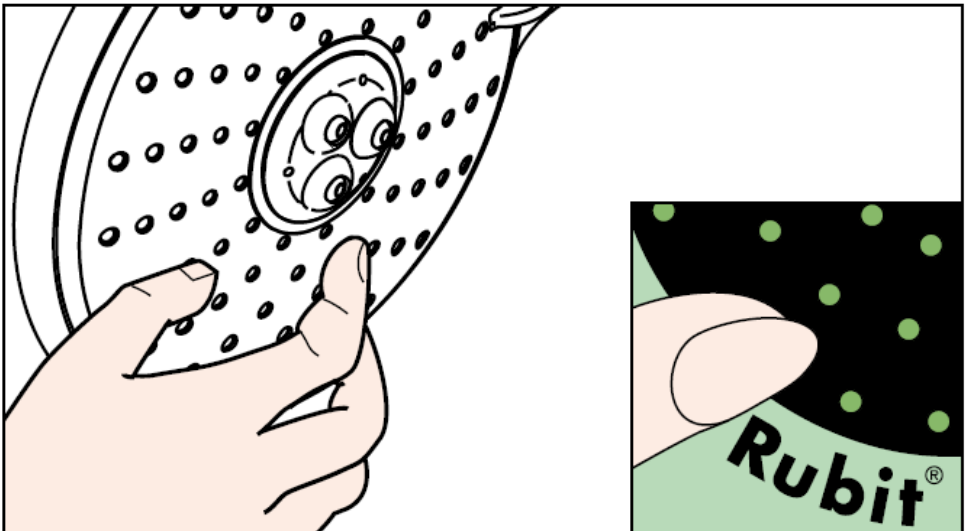


Pribalená filtračná vložka (A) sa musí zabudovať, aby zaistila menovitý prietok ručnou sprchou a zabránila prístupu nečistôt vyplavovaných z potrubia.

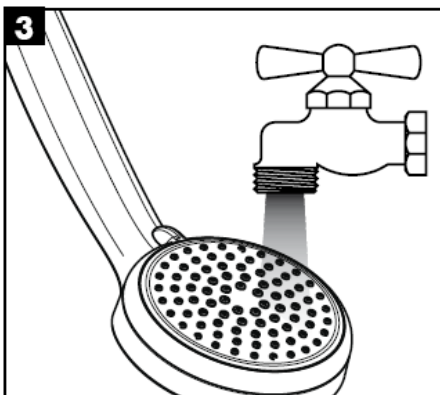
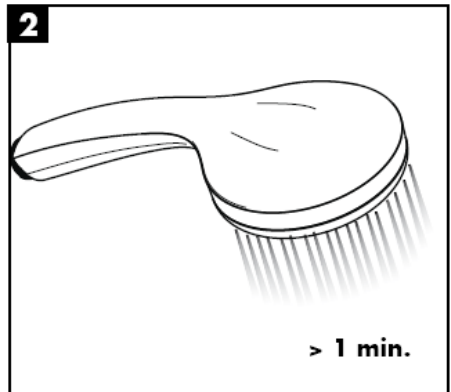
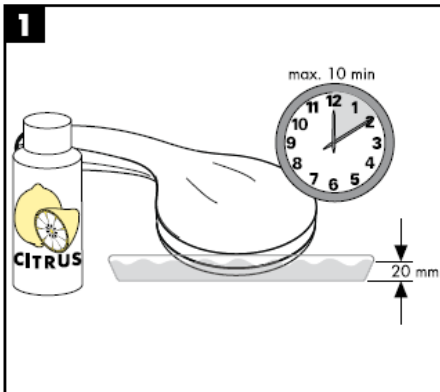
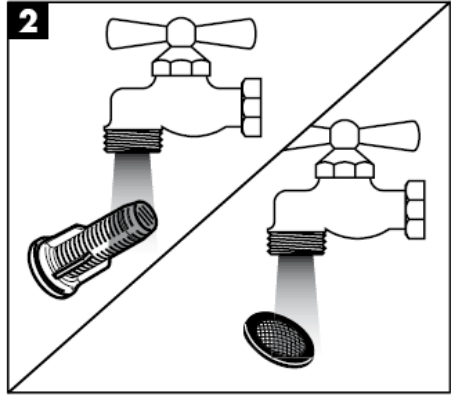
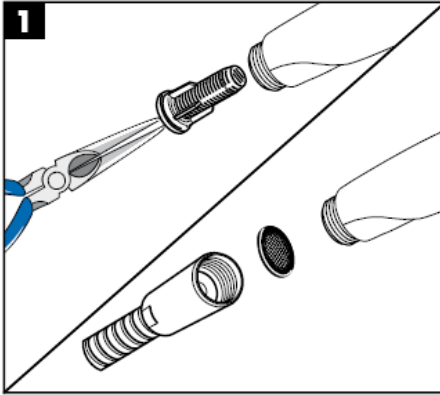
Pokiaľ sa požaduje vyšší prietok, musí sa vsadiť namiesto filtračnej vložky (A) tesnenie so sitkom (B). Vyplavené nečistoty môžu ovplyvniť funkčnosť alebo môžu viesť aj k poškodeniu funkčných dielov ručnej sprchy. Na tieto škody sa záruka firmy Hansgrohe nevzťahuje.

Čištění

Čistiaca funkcia Rubit, stačí na jednoduché odstránenie vodného kameňa prstami z trysiek kotúča tvarujúceho prúd vody.

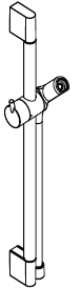


Čištění

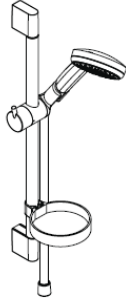


hansgrohe

组装说明



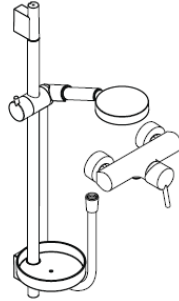
Unica'C
27610000
27611000



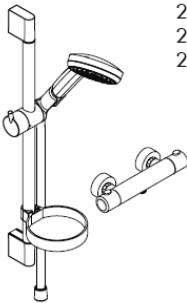
**Cromo 100 Vario/
Unica'C Set**
27771000
27772000
27776000



Unica'S Puro
28631XXX
28632XXX

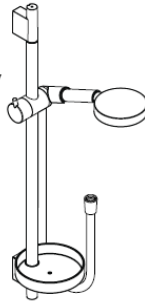


Raindance Talis S Combi
27073000

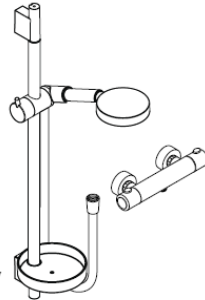


Cromo 100 Multi Combi
27085000
27086000

**Cromo 100 Multi/
Unica'C Set**
27774000
27775000
27777000



**Raindance S 100 AIR 3jet/
Unica'S Puro Set**
27880000
27882000



Raindance S Combi
27075000
27076000

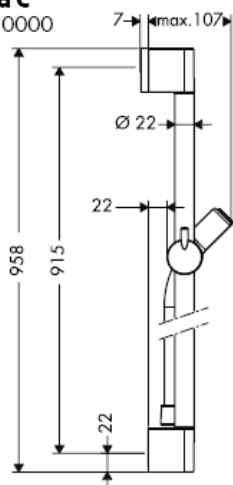
**Raindance S 120 AIR 3jet/
Unica'S Puro Set**
27884000
27886000

hansgrohe

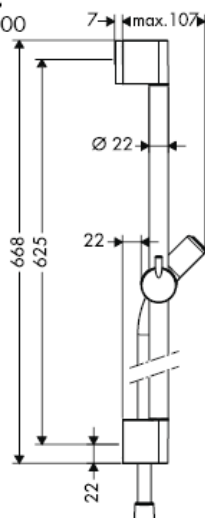


只有与汉斯格雅手提花洒和汉斯格雅淋浴器软管组合使用，方担保最佳的功能。
淋浴软管只适合从淋浴器连接到管接头。切勿在管接头和软管之间安装截止装置。

Unica'C
27610000



Unica'C
27611000



Croma 100 Vario / Unica'C Set
27771000

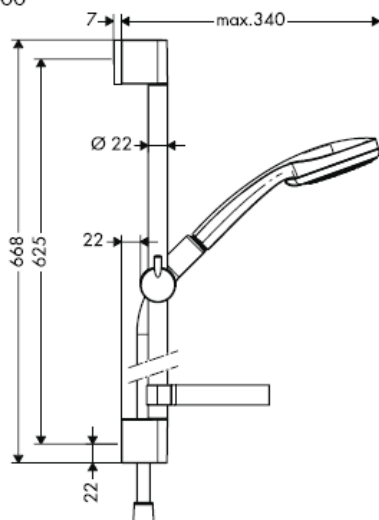
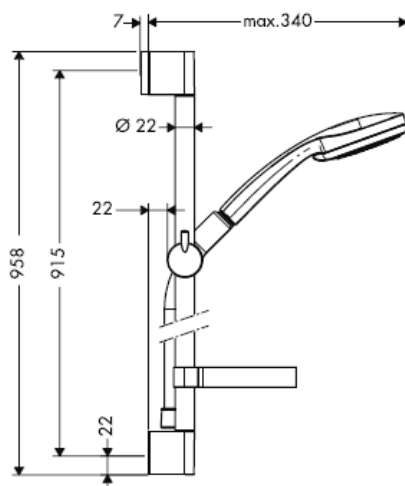
Croma 100 Multi / Unica'C Set
27774000

Croma 100 Vario / Unica'C Set
27772000

Croma 100 Multi / Unica'C Set
27775000

Croma 100 Vario 9,4 l / Unica'C Set
27776000

Croma 100 Multi 9,4 l / Unica'C Set
27777000



Croma 100 Multi Combi

27085000

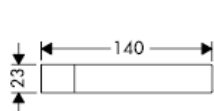


Croma 100 Multi Combi

27086000



Cassetta'C



97450000

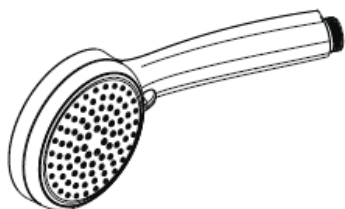
96189000



2.

28678000

Croma 100 Vario
28535000
Croma 100 Vario 9,4l
28537000



Rain



Normal

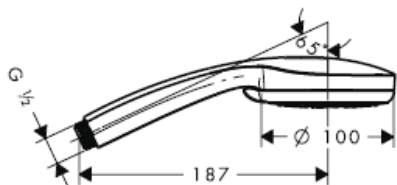
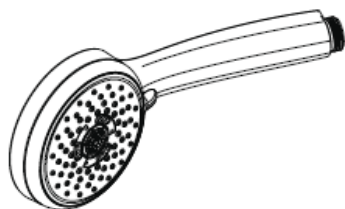


Shampoo



Massage

Croma 100 Multi
28536000
Croma 100 Multi 9,4l
28538000



Rain

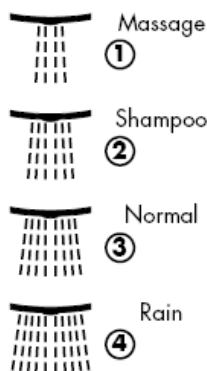
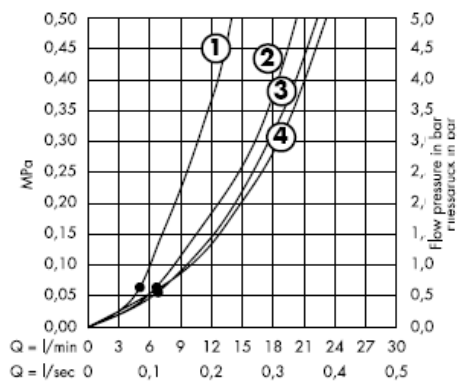
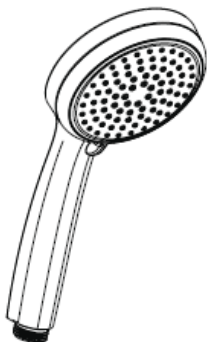


Massage

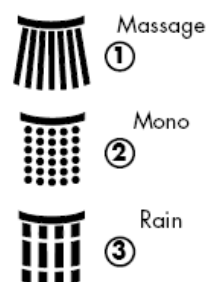
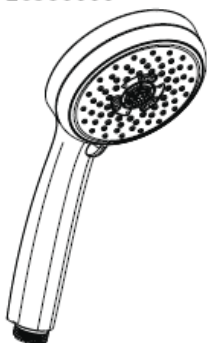


Mono

Croma 100 Vario
28535000

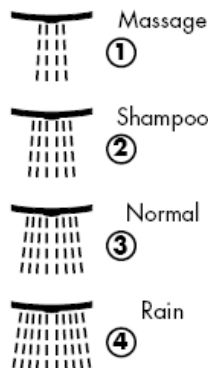
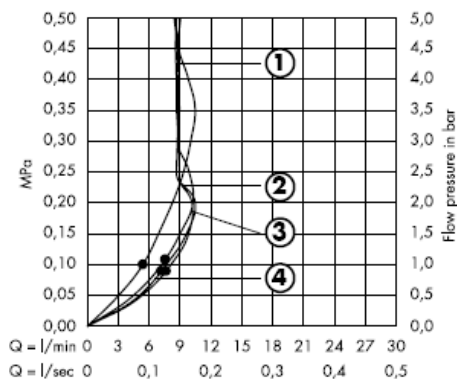
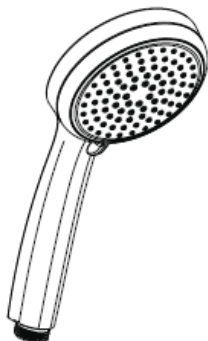


Croma 100 Multi
28536000

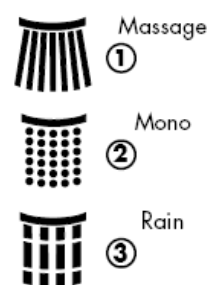
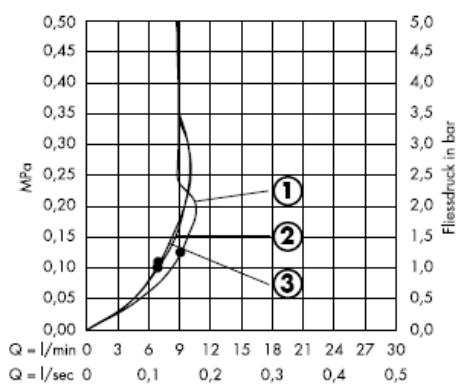
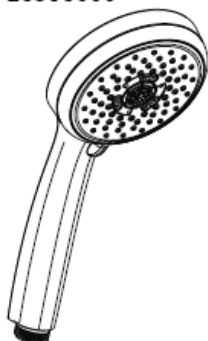


从•开始，正常功能得以保证。

Croma 100 Vario 9,4l
28537000



Croma 100 Multi 9,4l
28538000



从•开始，正常功能得以保证。

Unica'S Puro
28631XXX



Unica'S Puro
28632XXX



Cassetta'S Puro
28679000



Raindance S 100 AIR 3jet / Unica'S Puro
27880000
Raindance Talis S Combi
27073000



Raindance S 100 AIR 3jet / Unica'S Puro
27882000



Raindance S Combi
27075000



Raindance S Combi
27076000



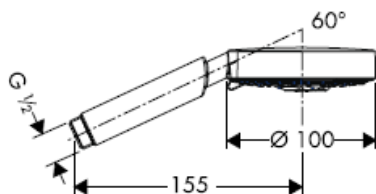
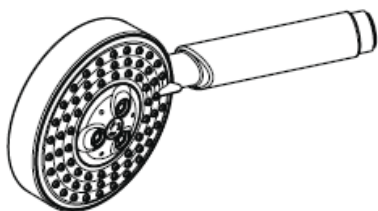
Raindance S 120 AIR 3jet / Unica'S Puro Set
27884000



Raindance S 120 AIR 3jet / Unica'S Puro Set
27886000



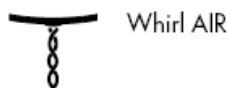
Raindance S 100 AIR 3jet
28504000



Rain AIR

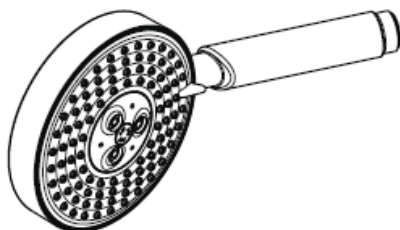


Balance AIR



Whirl AIR

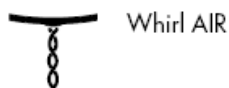
Raindance S 120 AIR 3jet
28514000



Rain AIR




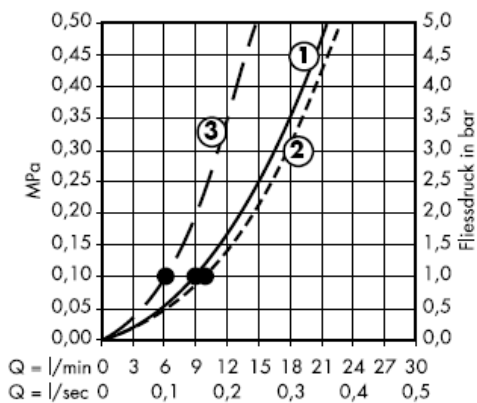
Balance AIR




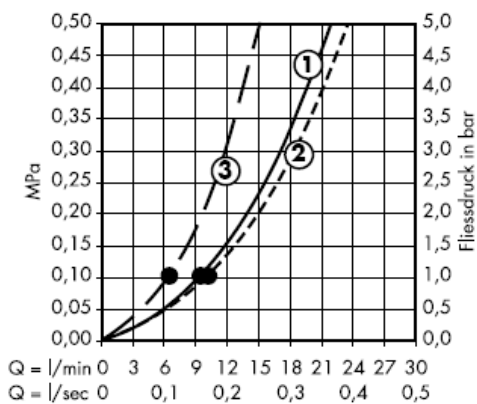
Whirl AIR

Raindance S 100 AIR 3jet
28504000
Raindance S 120 AIR 3jet
28514000

带滤柱 (A)



带滤网 (B)



从•开始，正常功能得以保证。

手提花洒适合热输出21 kW、最低流量7升/分钟的连续流热水器。

技术参数

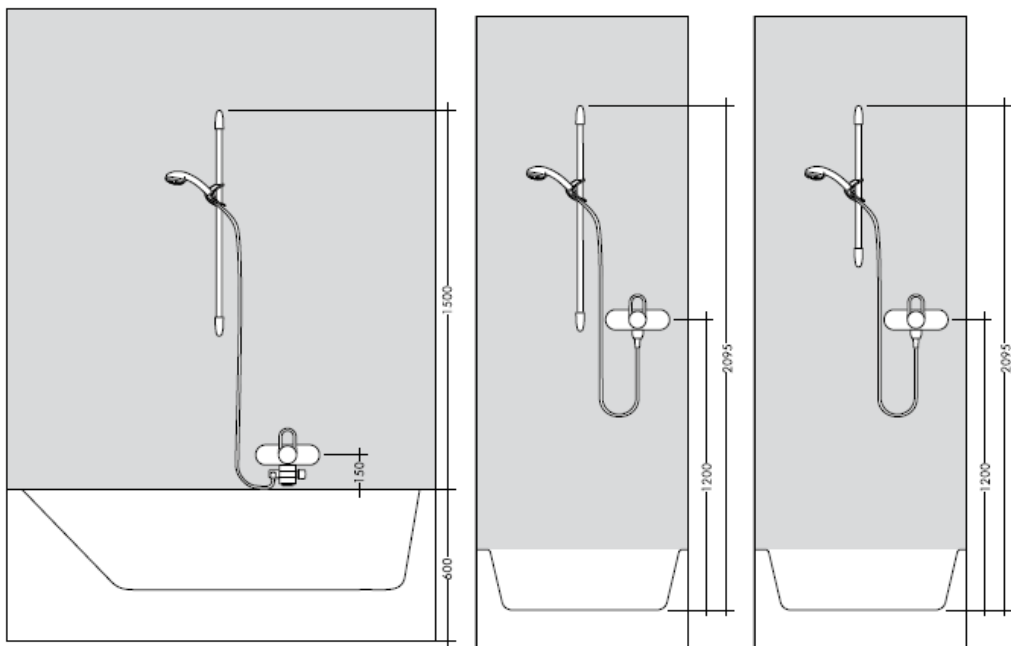
工作压强：max. 0,6 MPa
 推荐工作压强：0,1 – 0,4 MPa
 (1 MPa = 10 巴 = 147 PSI)
 热水温度：max. 60° C

在安装产品的位置，安装人员必须确保安装面的墙面是平的（没有突出物或瓷砖没有突起），墙体结构适合产品的安装并没有弱点。包装内的膨胀螺丝只适用于混凝土墙体。对于其他墙体结构必须咨询膨胀螺丝生产商的建议。

检验标记

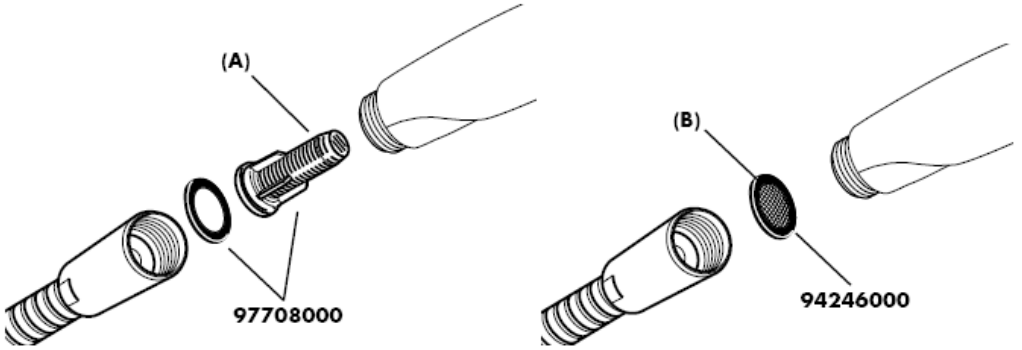
	DVGW	P-IX	SVGW	ACS	NF	WRAS	KIWA
27073000				X			
27076000				X			
27086000				X			
27772000				X			
27775000				X			
27882000				X			
27886000				X			

如果可能，可根据瓷砖方格调整尺寸。



***** 硅胶（不含醋酸）



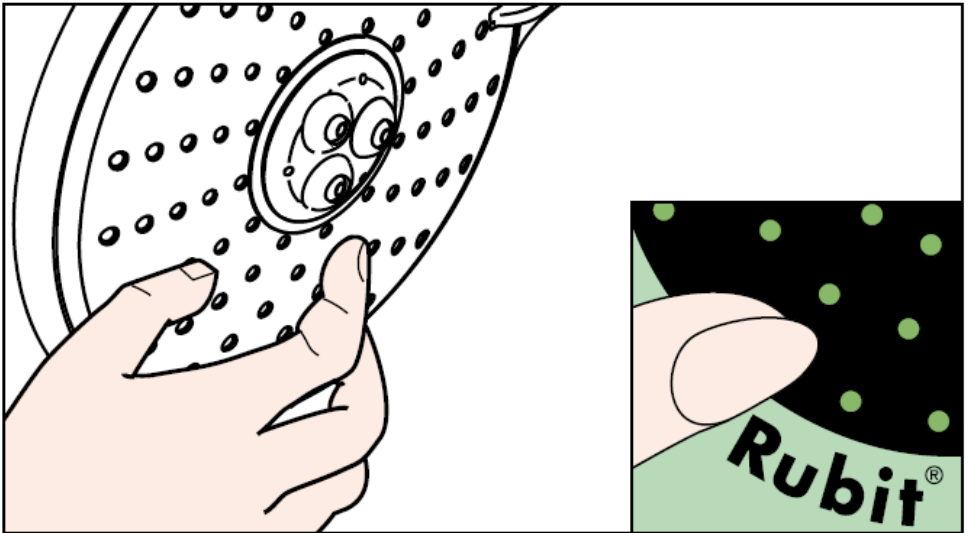


为了防止管道中的脏东西冲入花洒内，与手持花洒包装在一起的滤柱 (A) 必须安装。如果想要更大的出水量，可用滤网 (B) 代替滤柱 (A)。

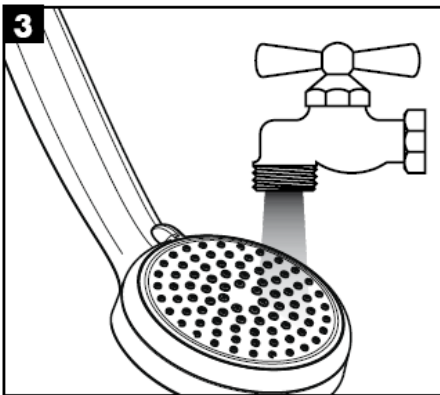
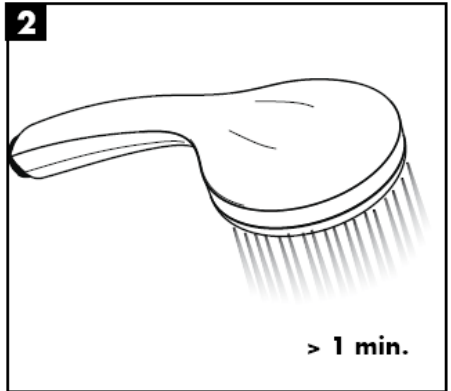
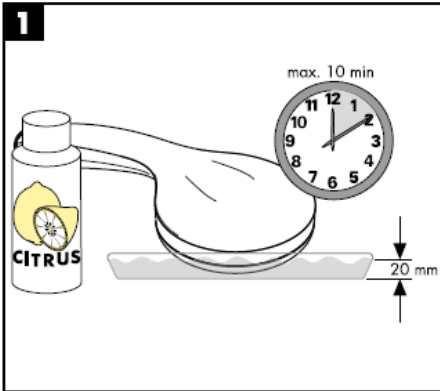
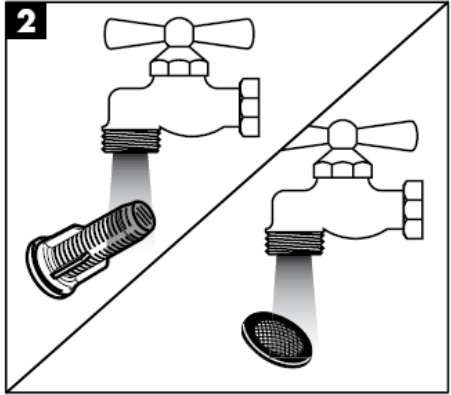
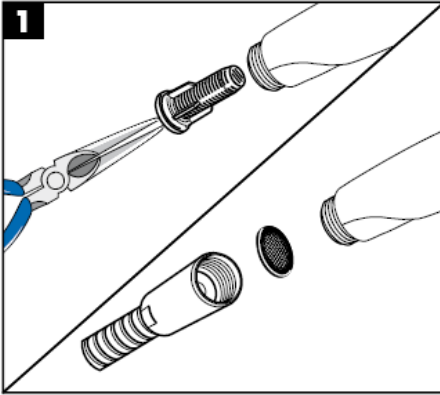
这些脏东西会影响手持花洒的功能或损坏手持花洒的功能部件，由此引起的损失汉斯格雅公司概不负责。

清洗

有了Rubit®，手工清洁功能，要去掉喷头上的水垢，只需简单地搓除即可。



清洗

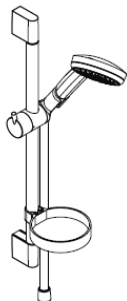


hansgrohe

Инструкция по монтажу



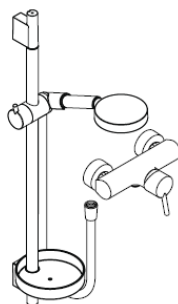
Unica'C
27610000
27611000



**Cromo 100 Vario/
Unica'C Set**
27771000
27772000
27776000

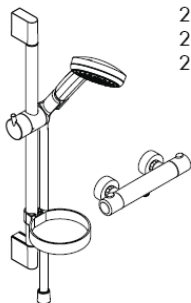


Unica'S Puro
28631XXX
28632XXX

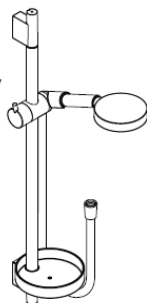


Raindance Talis S Combi
27073000

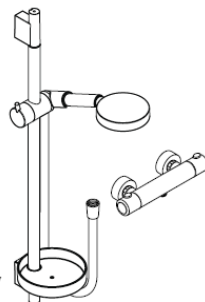
**Cromo 100 Multi/
Unica'C Set**
27774000
27775000
27777000



Cromo 100 Multi Combi
27085000
27086000



**Raindance S 100 AIR 3jet/
Unica'S Puro Set**
27880000
27882000



Raindance S Combi
27075000
27076000

**Raindance S 120 AIR 3jet/
Unica'S Puro Set**
27884000
27886000

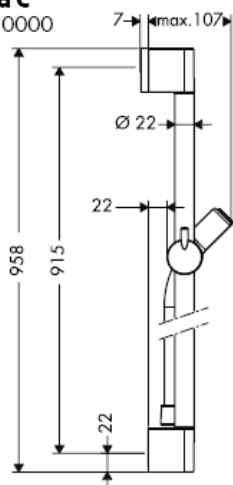
hansgrohe



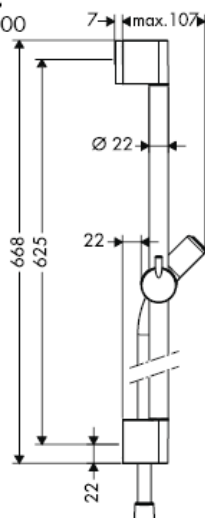
Оптимальное функционирование гарантируется только при использовании в комбинации с ручными душами Hansgrohe и душевыми шлангами Hansgrohe.

Душевые шланги подходят только для подсоединения души к арматуре. Не устанавливайте дополнительных затворов между шлангом и арматурой!

Unica'C
27610000



Unica'C
27611000



Croma 100 Vario / Unica'C Set
27771000

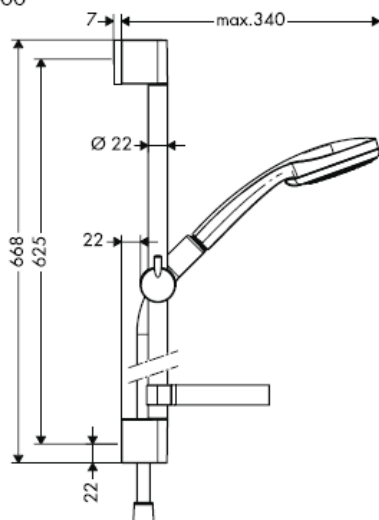
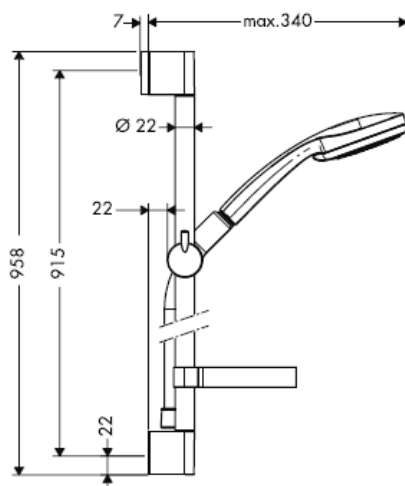
Croma 100 Multi / Unica'C Set
27774000

Croma 100 Vario / Unica'C Set
27772000

Croma 100 Multi / Unica'C Set
27775000

Croma 100 Vario 9,4 l / Unica'C Set
27776000

Croma 100 Multi 9,4 l / Unica'C Set
27777000



Croma 100 Multi Combi

27085000

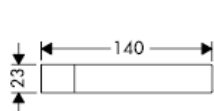


Croma 100 Multi Combi

27086000



Cassetta'C



97450000

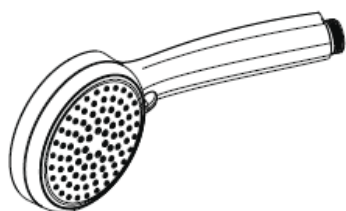
96189000



2.

28678000

Croma 100 Vario
28535000
Croma 100 Vario 9,4l
28537000



Rain



Normal

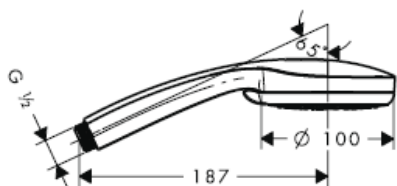
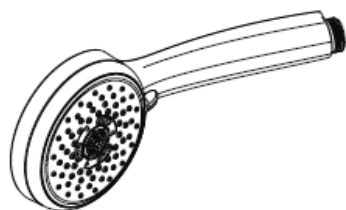


Shampoo



Massage

Croma 100 Multi
28536000
Croma 100 Multi 9,4l
28538000



Rain

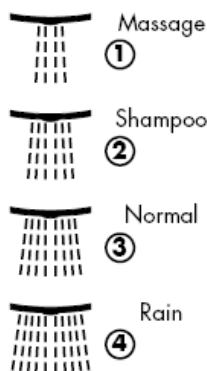
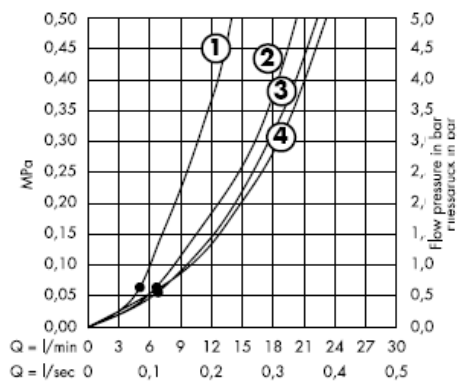
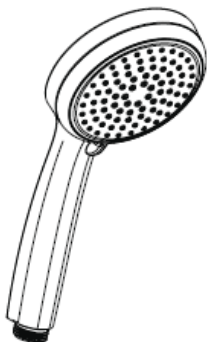


Massage

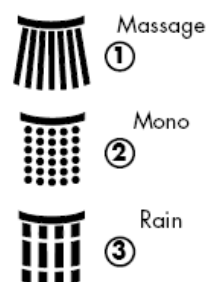
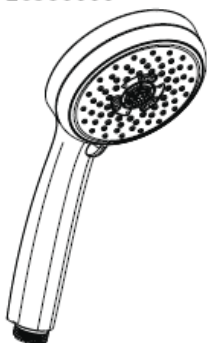


Mono

Croma 100 Vario
28535000

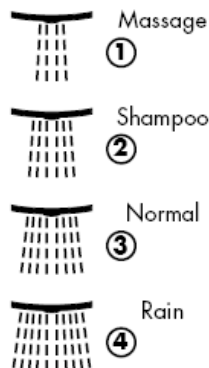
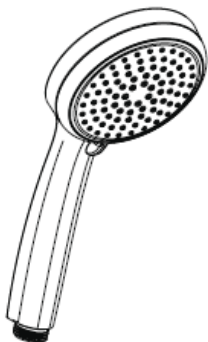


Croma 100 Multi
28536000

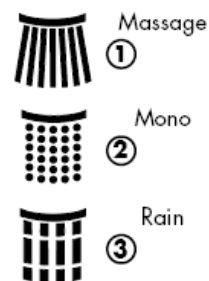
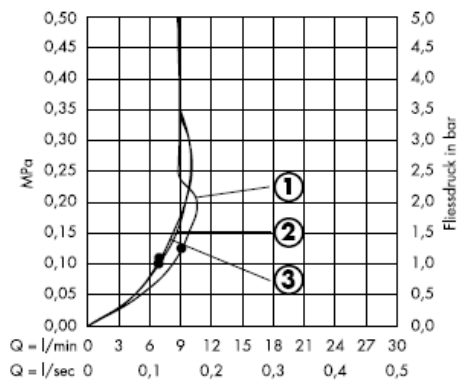
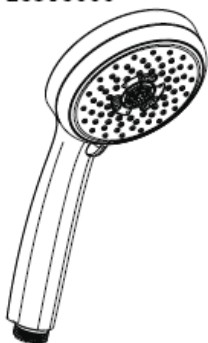


Гарантированное функционирование при показателях свыше •.

Croma 100 Vario 9,4l
28537000



Croma 100 Multi 9,4l
28538000



Гарантированное функционирование при показателях свыше •.

Unica'S Puro
28631XXX



Unica'S Puro
28632XXX



Cassetta'S Puro
28679000



Raindance S 100 AIR 3jet / Unica'S Puro
27880000
Raindance Talis S Combi
27073000



Raindance S 100 AIR 3jet / Unica'S Puro
27882000



Raindance S Combi
27075000



Raindance S Combi
27076000



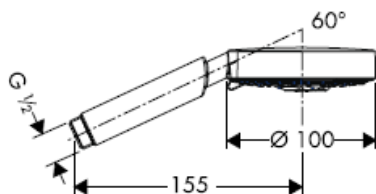
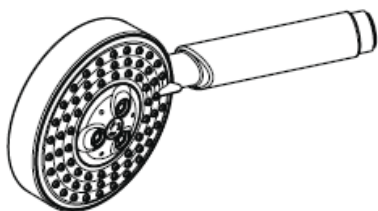
Raindance S 120 AIR 3jet / Unica'S Puro Set
27884000



Raindance S 120 AIR 3jet / Unica'S Puro Set
27886000



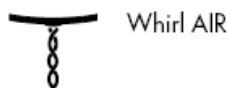
Raindance S 100 AIR 3jet
28504000



Rain AIR

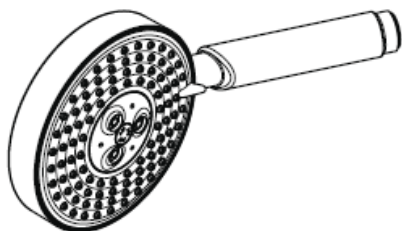


Balance AIR



Whirl AIR

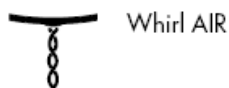
Raindance S 120 AIR 3jet
28514000



Rain AIR




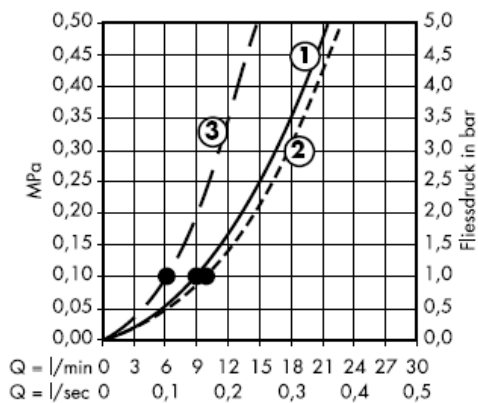
Balance AIR




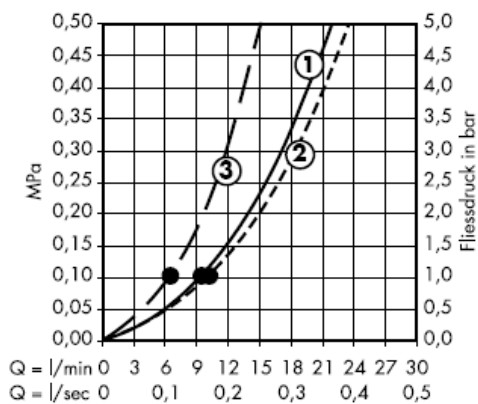
Whirl AIR

Raindance S 100 AIR 3jet
28504000
Raindance S 120 AIR 3jet
28514000

С фильтрующей вставкой (A)



С фильтром-сеткой, содержится в упаковке.



Гарантированное функционирование при показателях свыше •.

Ручной душ может использоваться с проточными водонагревателями мощностью от 21кВ и напором воды не менее 7 л/мин.

Технические данные

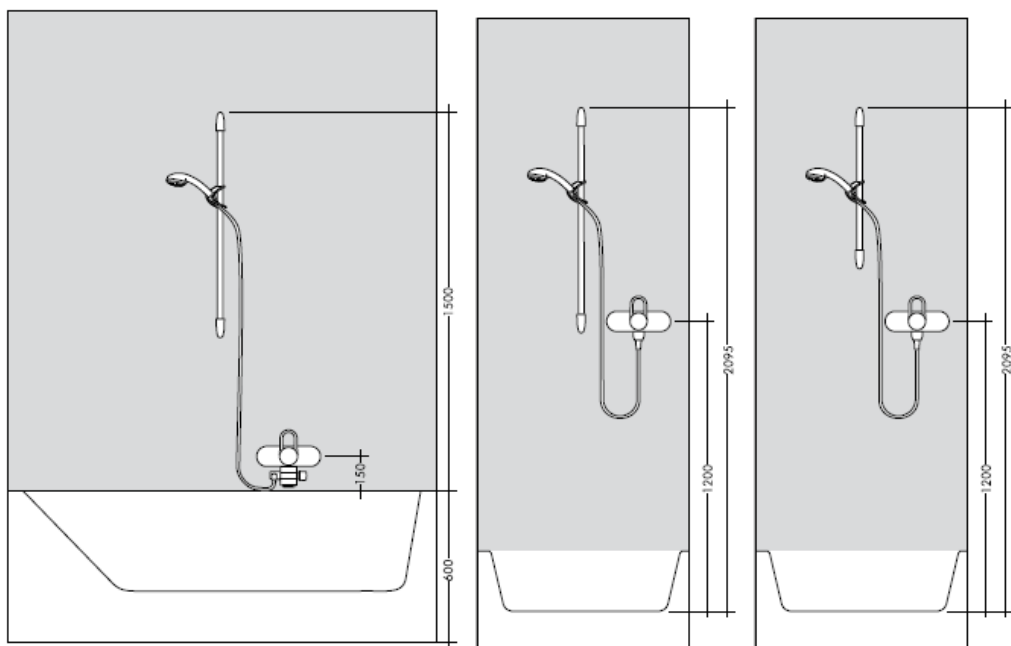
Рабочее давление: max. 0,6 МПа
 Рекомендуемое рабочее давление: 0,1 – 0,4 МПа
 (1 МПа = 10 бар = 147 PSI)
 Температура горячей воды: max. 60° С

При монтаже изделия квалифицированным персоналом необходимо следить за тем, чтобы, поверхность крепления была плоской во всей зоне крепления (без выступающих швов или смещения плитки), структура стен подходила для монтажа изделия и, в частности, не имела слабых мест. Прилагаемые винты и дюбели предназначены только для бетона. При других типах стен необходимо соблюдать указания производителей дюбелей.

Знак технического контроля

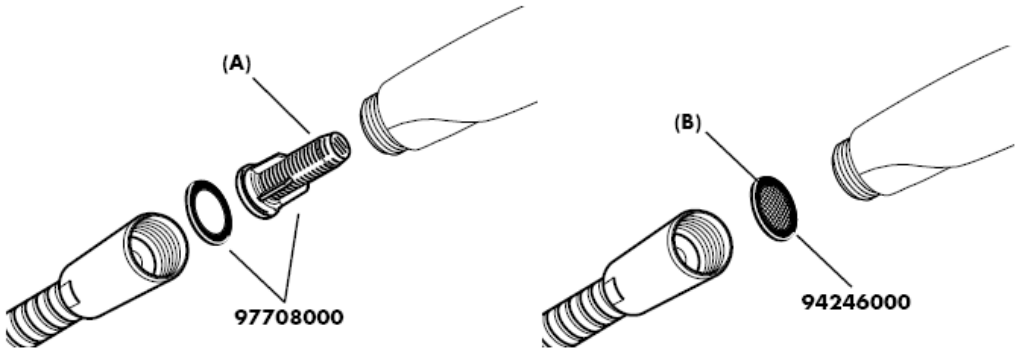
	DVGW	P-IX	SVGW	ACS	NF	WRAS	KIWA
27073000				X			
27076000				X			
27086000				X			
27772000				X			
27775000				X			
27882000				X			
27886000				X			

При определении внешних размеров при монтаже старайтесь по возможности учитывать расположение кафельной плитки.



***** Силикон (не содержит уксусной кислоты!)





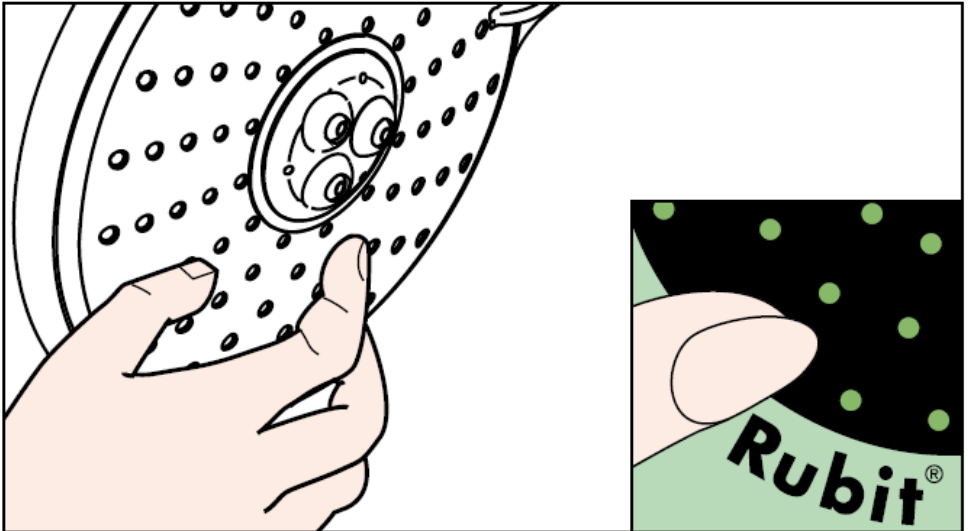
Предустановленный фильтр (А) предназначен для обеспечения стандартного расхода воды и защиты внутренней части лейки ручного душа от содержащихся в водопроводной воде загрязнений. Если Вы желаете повысить расход воды, Вам необходимо заменить предустановленный фильтр (А) на фильтр-сеточку (В).

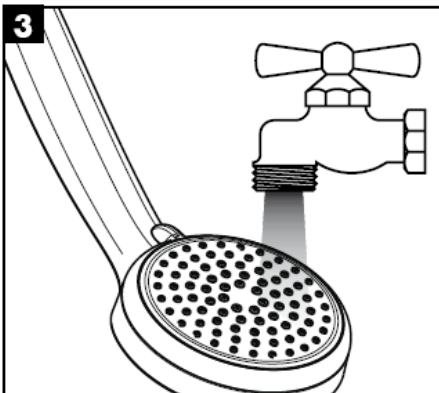
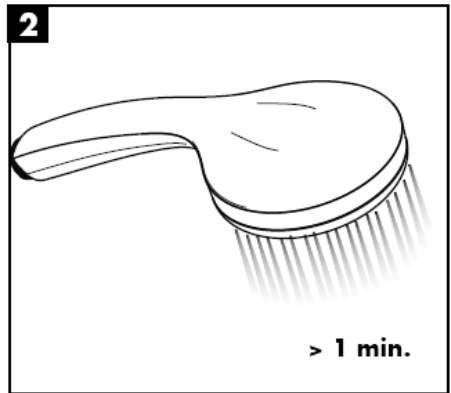
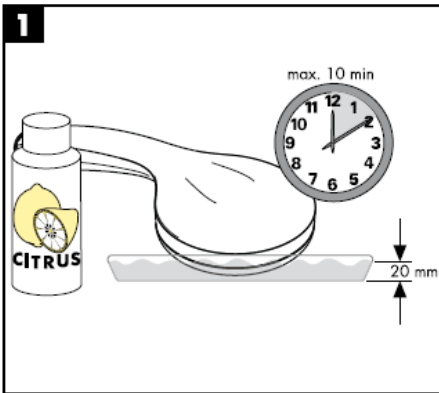
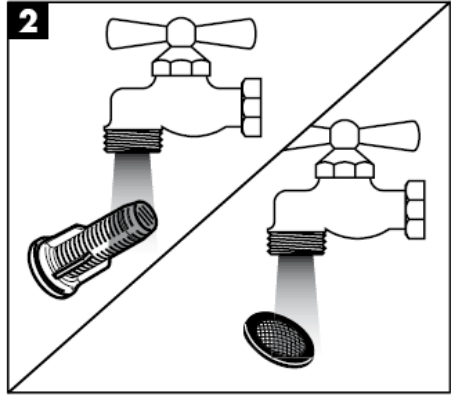
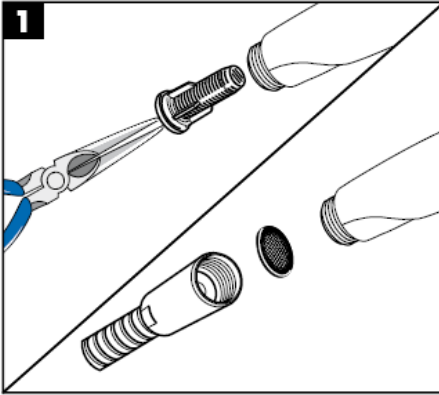
Содержащиеся в воде загрязнения могут попасть внутрь лейки привести к повреждениям/поломке внутреннего механизма лейки.

В этом случае покупатель теряет право на гарантию.

Очистка

система Rubit® позволяет удалять известковые отложения, достаточно провести по эластичной поверхности аэратора пальцем, как известковые отложения будут удалены.



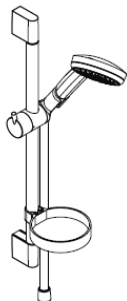


hansgrohe

Szerelési útmutató



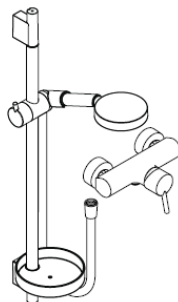
Unica'C
27610000
27611000



**Cromo 100 Vario/
Unica'C Set**
27771000
27772000
27776000

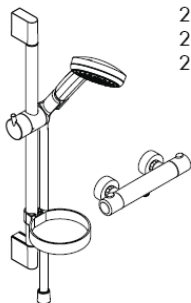


Unica'S Puro
28631XXX
28632XXX

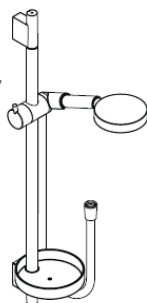


Raindance Talis S Combi
27073000

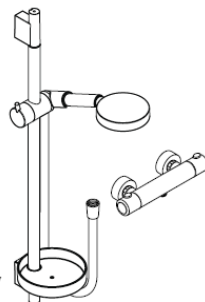
**Cromo 100 Multi/
Unica'C Set**
27774000
27775000
27777000



Cromo 100 Multi Combi
27085000
27086000



**Raindance S 100 AIR 3jet/
Unica'S Puro Set**
27880000
27882000



Raindance S Combi
27075000
27076000

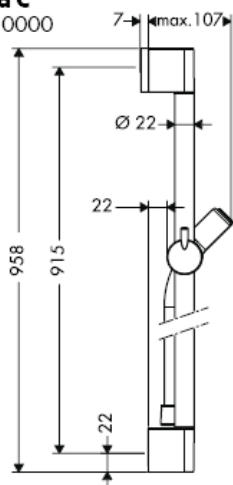
**Raindance S 120 AIR 3jet/
Unica'S Puro Set**
27884000
27886000

hansgrohe

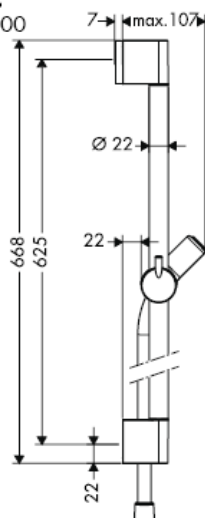


A megfelelő működést csak Hansgrohe kézi zuhanyokkal és Hansgrohe zuhanycsövekkel garantáljuk. A zuhanycsövek kizárólag zuhanyok csaptelepekkel való összekötésére alkalmasak. A zuhanycső után (folyásirány szerint) elzárás beszerelése nem engedélyezett!

Unica'C
27610000



Unica'C
27611000



Croma 100 Vario / Unica'C Set
27771000

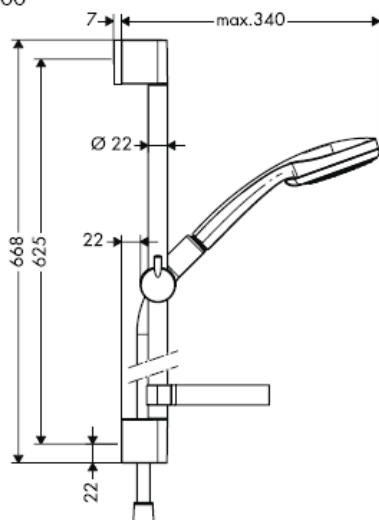
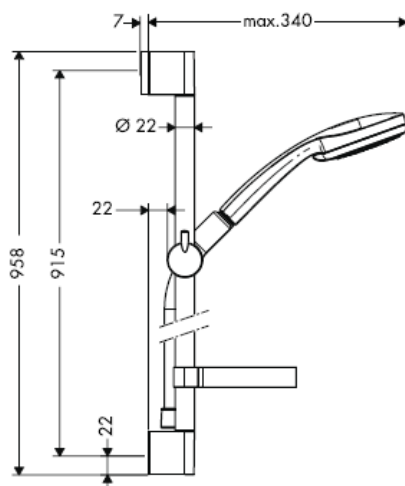
Croma 100 Multi / Unica'C Set
27774000

Croma 100 Vario / Unica'C Set
27772000

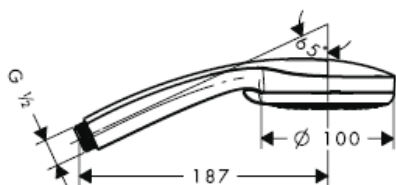
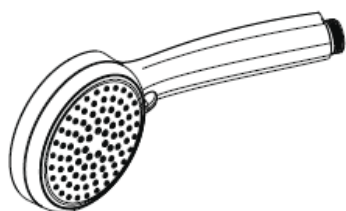
Croma 100 Multi / Unica'C Set
27775000

Croma 100 Vario 9,4 l / Unica'C Set
27776000

Croma 100 Multi 9,4 l / Unica'C Set
27777000



Croma 100 Vario
28535000
Croma 100 Vario 9,4l
28537000



Rain



Normal

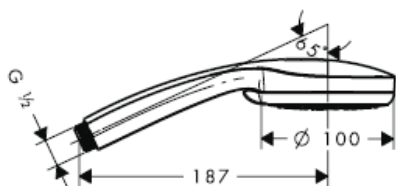
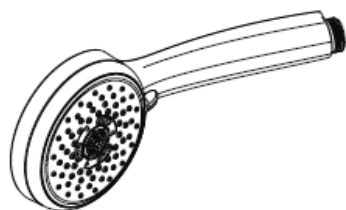


Shampoo



Massage

Croma 100 Multi
28536000
Croma 100 Multi 9,4l
28538000



Rain

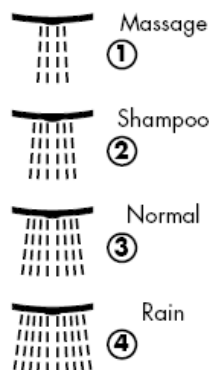
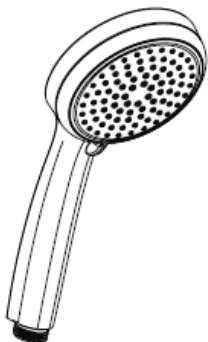


Massage

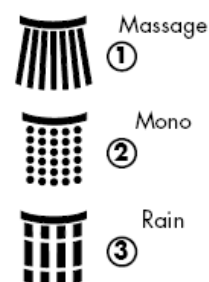
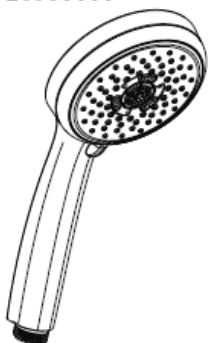


Mono

Croma 100 Vario
28535000

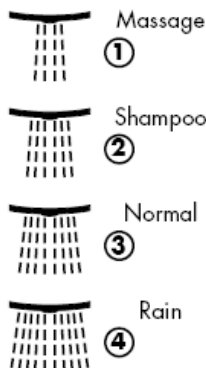
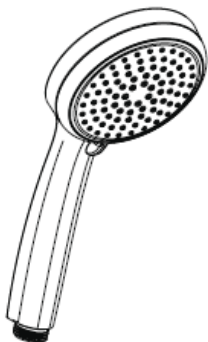


Croma 100 Multi
28536000

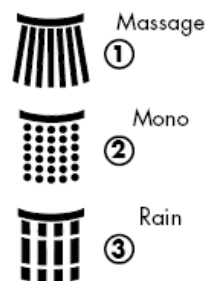
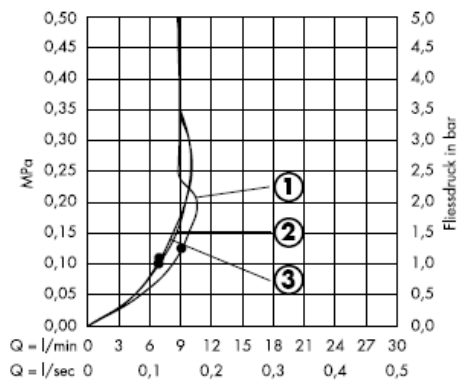
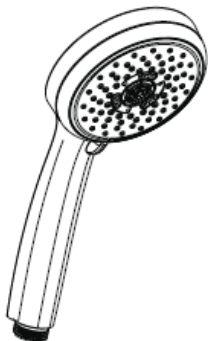


A • -től működik az adott funkció.

Croma 100 Vario 9,4l
28537000



Croma 100 Multi 9,4l
28538000



A • -től működik az adott funkció.

Unica'S Puro
28631XXX



Unica'S Puro
28632XXX



Cassetta'S Puro
28679000



Raindance S 100 AIR 3jet / Unica'S Puro
27880000
Raindance Talis S Combi
27073000



Raindance S 100 AIR 3jet / Unica'S Puro
27882000



Raindance S Combi
27075000



Raindance S Combi
27076000



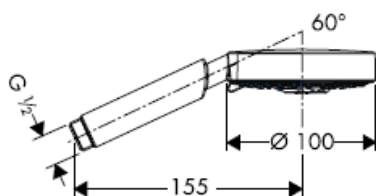
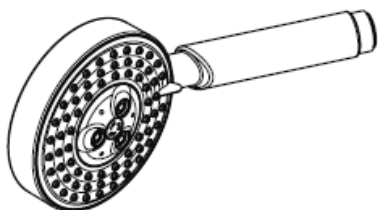
Raindance S 120 AIR 3jet / Unica'S Puro Set
27884000



Raindance S 120 AIR 3jet / Unica'S Puro Set
27886000



Raindance S 100 AIR 3jet
28504000



Rain AIR

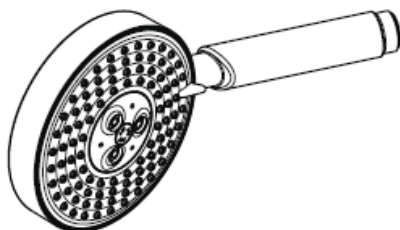


Balance AIR



Whirl AIR

Raindance S 120 AIR 3jet
28514000



Rain AIR




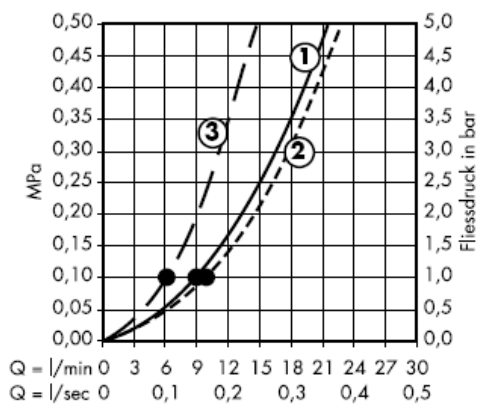
Balance AIR




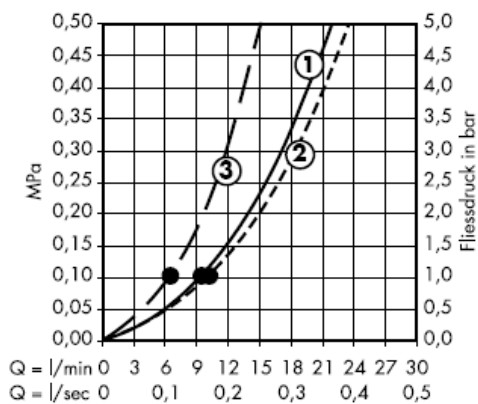
Whirl AIR

Raindance S 100 AIR 3jet
28504000
Raindance S 120 AIR 3jet
28514000

Szűrőbetéttel (A)



Szűrőtömítéssel (B)



A • -től működik az adott funkció.

Magyar

A kézizuhany átfolyós vízmelegítővel való használatra 21 kW-os teljesítménytől és 7l/perc minimális átfolyástól alkalmas.

Műszaki adatok

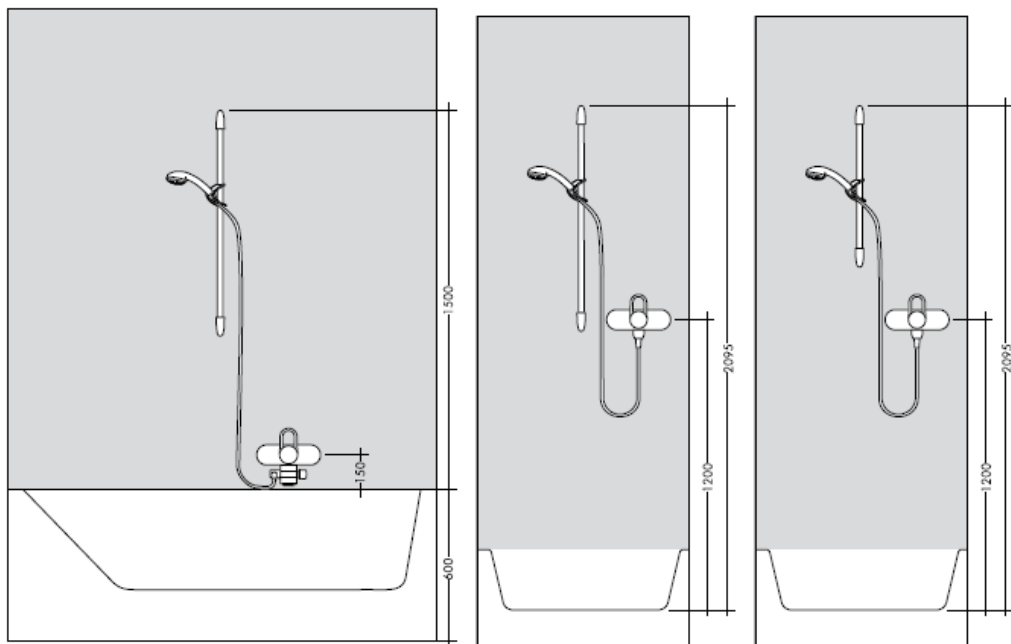
Üzemi nyomás: max. 0,6 MPa
Ajánlott üzemi nyomás: 0,1 – 0,4 MPa
(1 MPa = 10 bar = 147 PSI)
Forróvíz hőmérséklet: max. 60° C

Miközben szakképzett szakember végzi a termék felszerelését, ügyelni kell arra, hogy a rögzítési felületek a rögzítési terület teljes egészén síkok (nincsenek kiálló fugák vagy csempezések), a fal felépítése alkalmas a termék felszereléséhez, és különösképpen, hogy nincsenek benne gyenge pontok. A mellékelt csavarok és dűbelek csak betonhoz alkalmasak. Egyéb falazatoknál figyelembe kell venni a dűbelgyártó gyártói utasításait.

Vizsgajel

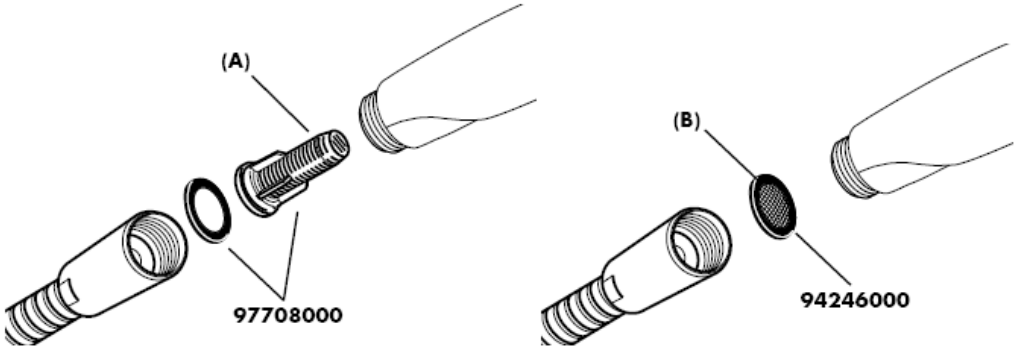
	DVGW	P-IX	SVGW	ACS	NF	WRAS	KIWA
27073000				X			
27076000				X			
27086000				X			
27772000				X			
27775000				X			
27882000				X			
27886000				X			

A méretet a lehetőségekhez mérten igazítsuk a csempe elrendezéséhez.



* Szilikon (ecetsavmentes!)

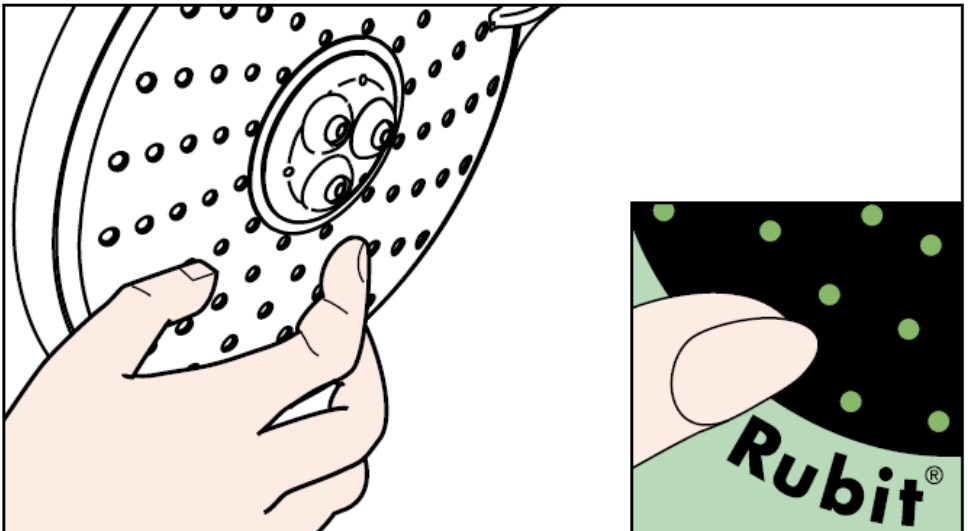




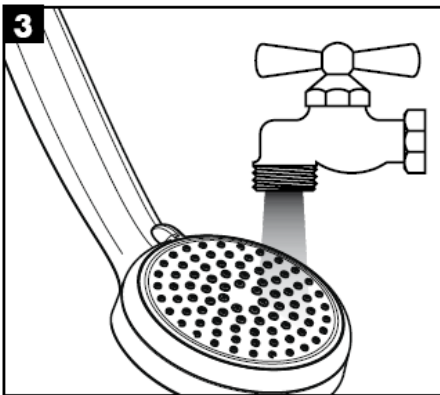
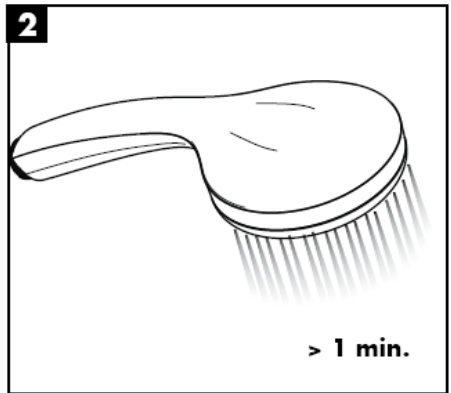
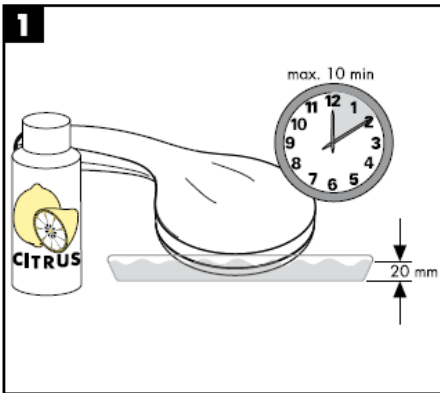
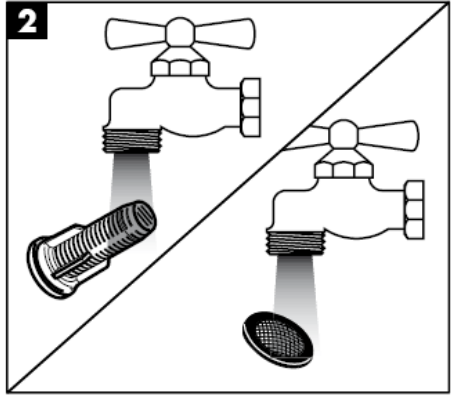
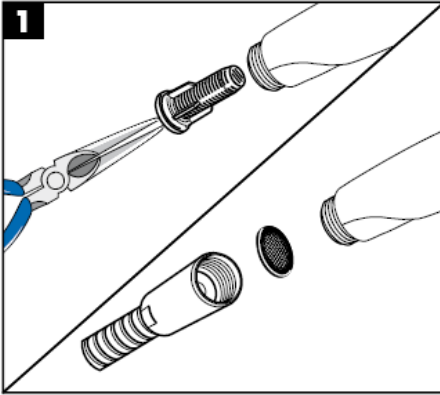
A mellékelt szűrőbetétet (A) be kell szerelni, hogy elérjük a kézizuhany norma szerinti átfolyását, valamint, hogy elkerüljük a vezetékes hálózatból származó szennyeződések zuhanyba való bekerülését. Amennyiben nagyobb átfolyási vízmennyiséget szeretnénk elérni, a szűrőbetét (A) helyett használjuk a szűrőtömítést (B). A vezetékes hálózatból bekerülő szennyeződések gátolhatják a termék működését, és/vagy megrongálhatják a zuhany működő alkatrészeit. Az ebből adódó károkért a Hansgrohe nem felel.

Tisztítás

A Rubit® manuális tisztítófunkciónak köszönhetően a vízszugárnyílások egyszerű ledörzsöléssel megtisztíthatóak a vízkőtől.



Tisztítás

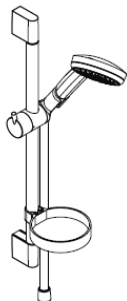


hansgrohe

Asennusohje



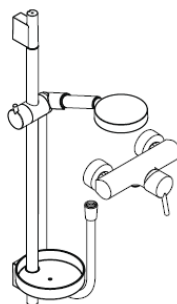
Unica'C
27610000
27611000



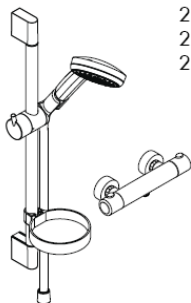
**Cromo 100 Vario/
Unica'C Set**
27771000
27772000
27776000



Unica'S Puro
28631XXX
28632XXX

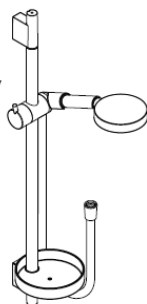


Raindance Talis S Combi
27073000

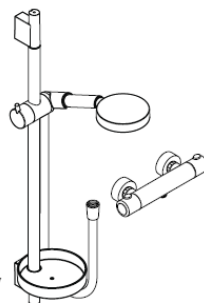


Cromo 100 Multi Combi
27085000
27086000

**Cromo 100 Multi/
Unica'C Set**
27774000
27775000
27777000



**Raindance S 100 AIR 3jet/
Unica'S Puro Set**
27880000
27882000



Raindance S Combi
27075000
27076000

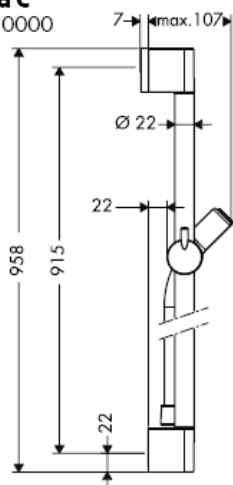
**Raindance S 120 AIR 3jet/
Unica'S Puro Set**
27884000
27886000

hansgrohe

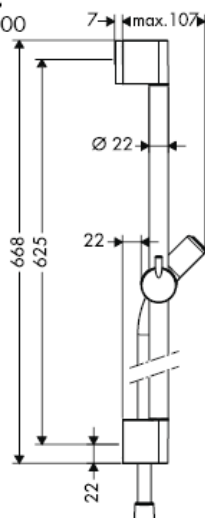


Optimaalinen toiminta on taattuna vain Hansgrohe käsisuihkuja ja Hansgrohe suihkuletkuja käytettäessä. Suihkuletkut soveltuvat vain käsisuihkun liittämiseen armatuureihin. Letkun jälkeen virtaussuunnassa oleva sulkuventtiili ei ole sallittua!

Unica'C
27610000



Unica'C
27611000



Croma 100 Vario / Unica'C Set
27771000

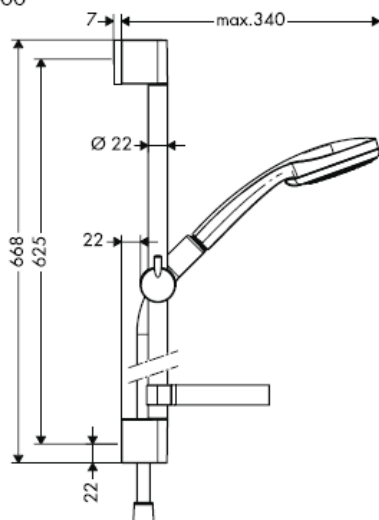
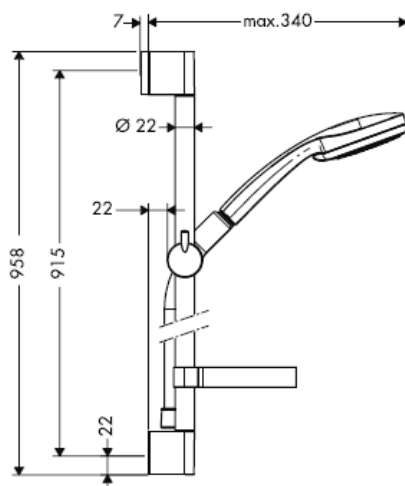
Croma 100 Multi / Unica'C Set
27774000

Croma 100 Vario / Unica'C Set
27772000

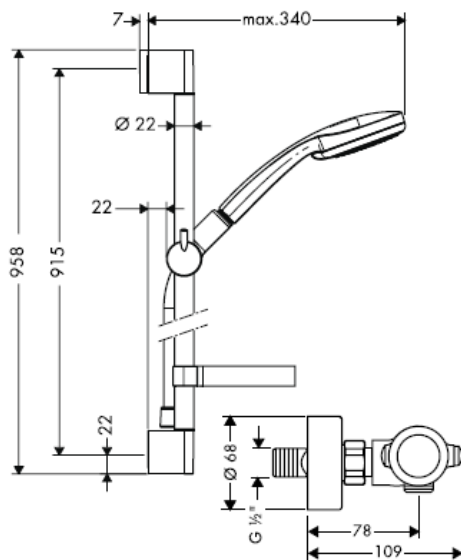
Croma 100 Multi / Unica'C Set
27775000

Croma 100 Vario 9,4 l / Unica'C Set
27776000

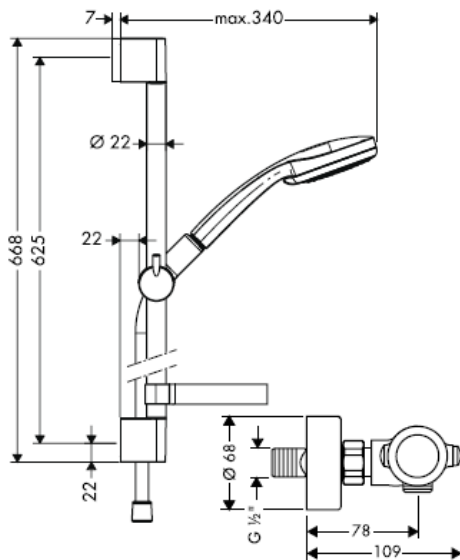
Croma 100 Multi 9,4 l / Unica'C Set
27777000



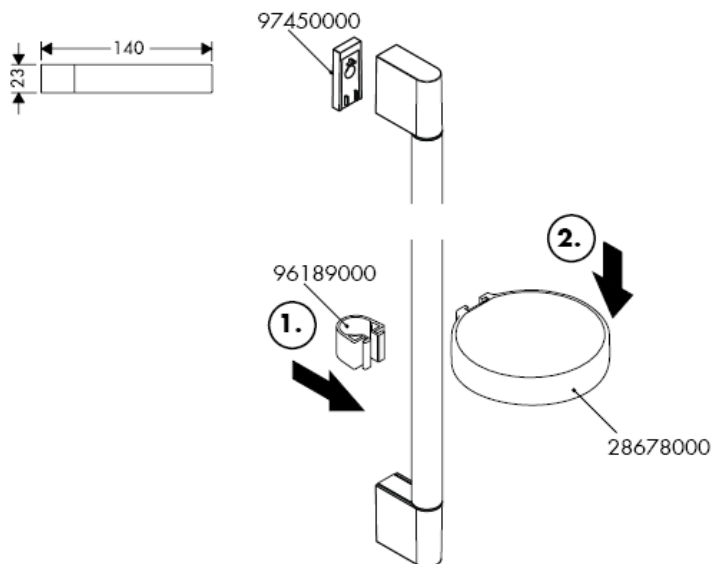
Croma 100 Multi Combi
27085000



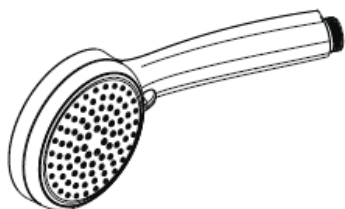
Croma 100 Multi Combi
27086000



Cassetta'C



Croma 100 Vario
28535000
Croma 100 Vario 9,4l
28537000



Rain



Normal

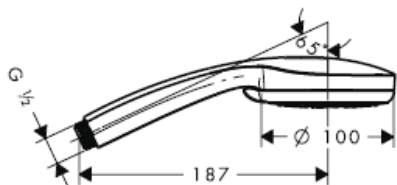
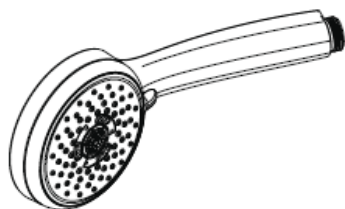


Shampoo



Massage

Croma 100 Multi
28536000
Croma 100 Multi 9,4l
28538000



Rain

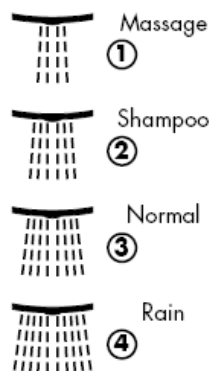
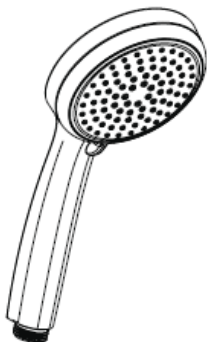


Massage

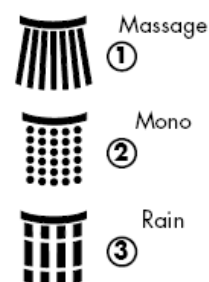
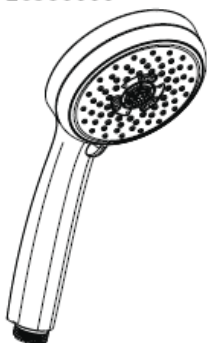


Mono

Croma 100 Vario
28535000

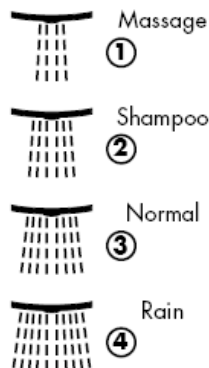
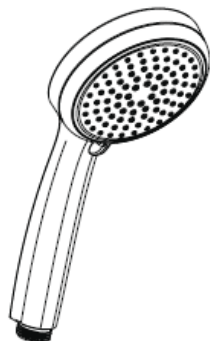


Croma 100 Multi
28536000

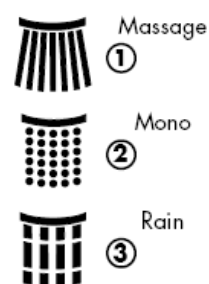
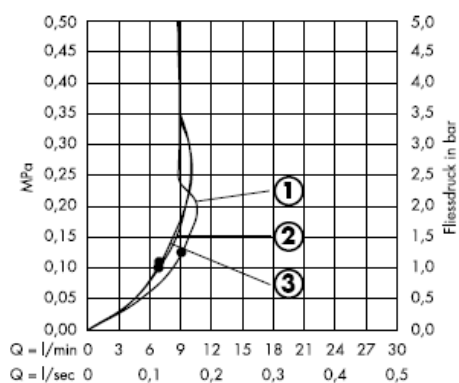
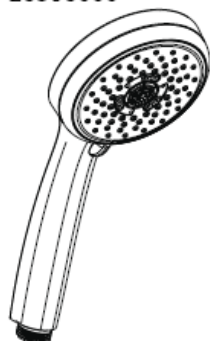


Tämä toiminta on taattuna • alkaen.

Croma 100 Vario 9,4l
28537000



Croma 100 Multi 9,4l
28538000



Tämä toiminta on taattuna • alkaen.

Unica'S Puro
28631XXX



Unica'S Puro
28632XXX



Cassetta'S Puro
28679000



Raindance S 100 AIR 3jet / Unica'S Puro
27880000
Raindance Talis S Combi
27073000



Raindance S 100 AIR 3jet / Unica'S Puro
27882000



Raindance S Combi
27075000



Raindance S Combi
27076000



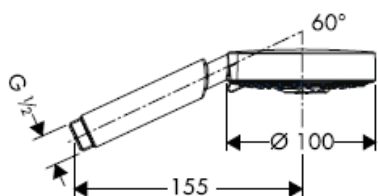
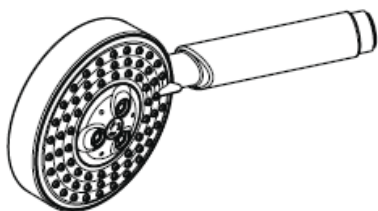
Raindance S 120 AIR 3jet / Unica'S Puro Set
27884000



Raindance S 120 AIR 3jet / Unica'S Puro Set
27886000



Raindance S 100 AIR 3jet
28504000



Rain AIR

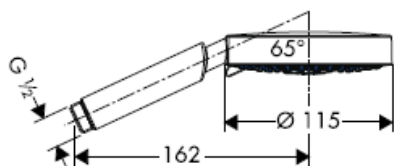
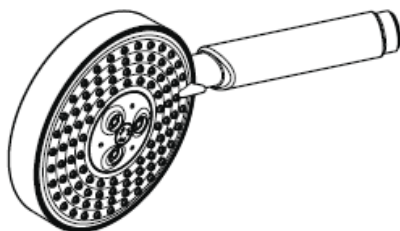


Balance AIR



Whirl AIR

Raindance S 120 AIR 3jet
28514000



Rain AIR



Balance AIR



Whirl AIR


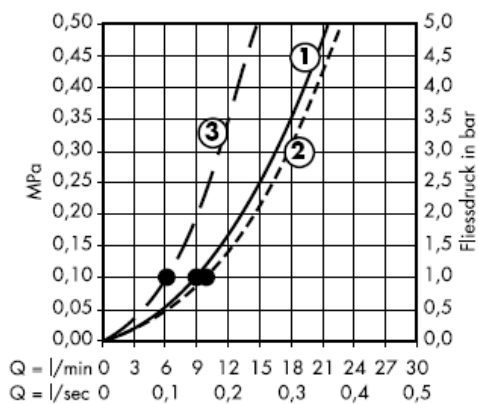
Raindance S 100 AIR 3jet

28504000


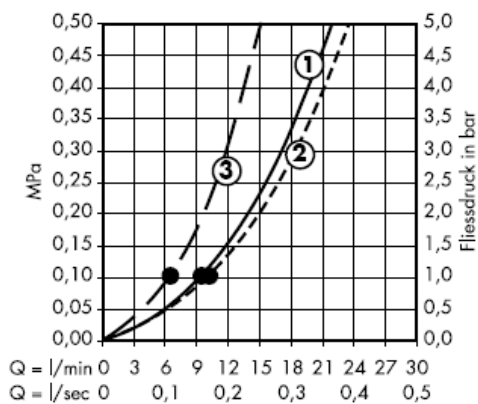
Raindance S 120 AIR 3jet

28514000

Suodatinpanoksella (A)



Sihtitivistieellä (B)



Tämä toiminta on taattuna • alkaen.

Käsisuihku soveltuu käytettäväksi sellaisen läpivirtauskuumentimen yhteydessä, jonka teho on vähintään 21 kW ja läpivirtausmäärä vähintään 7 l/min.

Tekniset tiedot

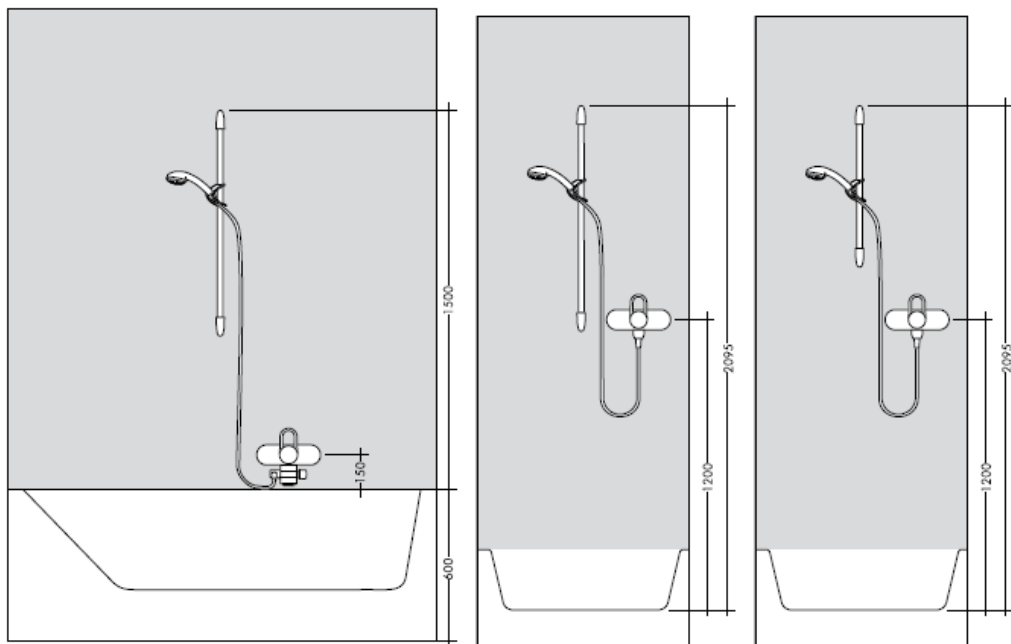
Käyttöpaine: max. 0,6 MPa
 Suositeltu käyttöpaine: 0,1 – 0,4 MPa
 (1 MPa = 10 bar = 147 PSI)
 Kuumen veden lämpötila: max. 60° C

Kun pätevä ammattihenkilöstö suorittaa tuotteen asennusta, on huomioitava, että kiinnityspinta on koko kiinnityksen alueella tasainen (ei ulkonevia saumoja tai laattojen tasomuutoksia) ja, että seinän rakenne soveltuu tuotteen asentamiseen eikä siinä ole heikkoja kohtia. Mukana olevat kiinnitysruuvit ja kiinnitysankkurit soveltuvat betoniin kiinnittämiseen. Kiinnitettäessä tuotetta muihin seinärakenteisiin, noutata kiinnittimien valmistajan ohjeita.

Koestusmerkki

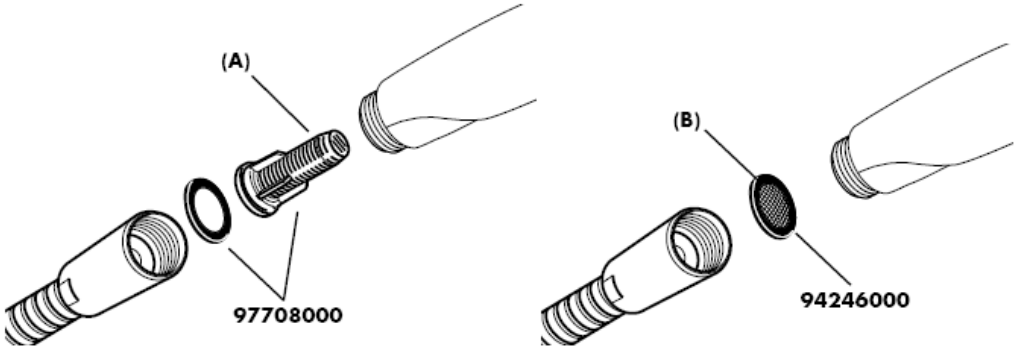
	DVGW	P-IX	SVGW	ACS	NF	WRAS	KIWA
27073000				X			
27076000				X			
27086000				X			
27772000				X			
27775000				X			
27882000				X			
27886000				X			

Sovita mitat mahdollisuuksien mukaan laattaruudukon mukaisiksi.



* Silikoni (etikkahappovapaa!)

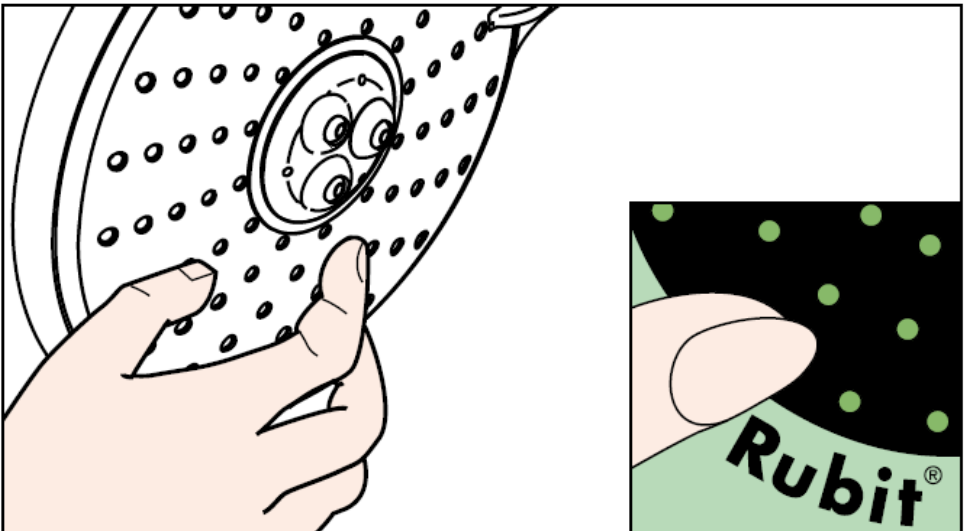




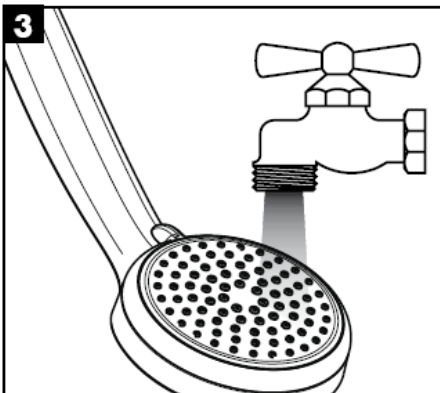
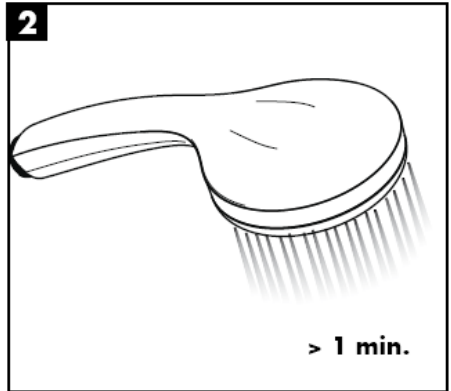
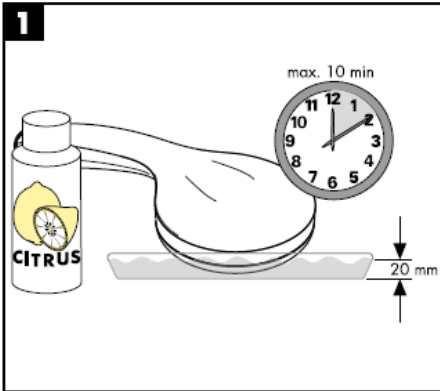
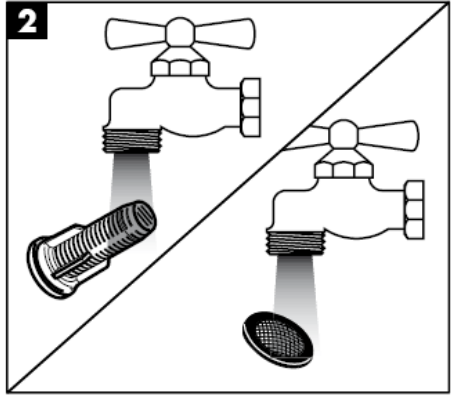
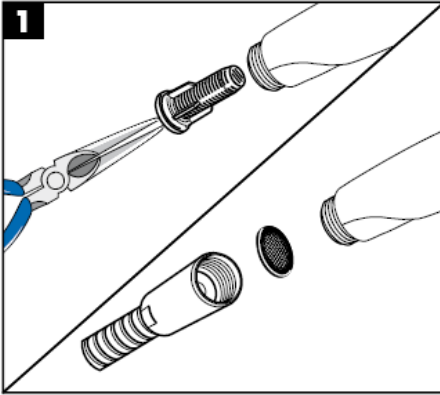
Käsisuihkun mukana toimitettu suodatinpatruuna (A) on asennettava paikalleen, jotta käsisuihkun normaalivirtaus olisi taattuna ja, jotta lian huuhtoutuminen vesijohtoverkostosta käsisuihkuun estyy. Jos halutaan suurempaa vesimäärää, suodatinpatruunan (A) tilalle voidaan asentaa sihtitiiviste (B). Huuhtoutuvat likahiukkaset voivat häiritä suihkun toimintaa tai vahingoittaa toimintaosia, Hansgrohe ei vastaa tästä aiheutuneista vahingoista.

Puhdistus

Rubit® –käsitoiminen kalkinpoistojärjestelmä on helppo käyttää: hiero sormella ja vedentulo on taas esteetön.



Puhdistus

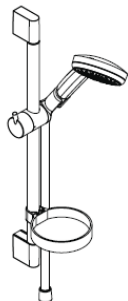


hansgrohe

Monteringsanvisning



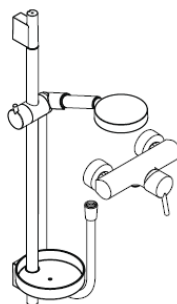
Unica'C
27610000
27611000



**Cromo 100 Vario/
Unica'C Set**
27771000
27772000
27776000

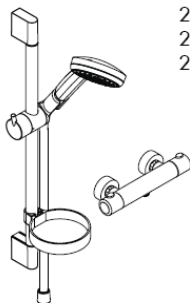


Unica'S Puro
28631XXX
28632XXX

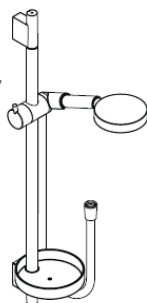


Raindance Talis S Combi
27073000

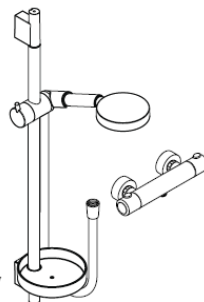
**Cromo 100 Multi/
Unica'C Set**
27774000
27775000
27777000



Cromo 100 Multi Combi
27085000
27086000



**Raindance S 100 AIR 3jet/
Unica'S Puro Set**
27880000
27882000



Raindance S Combi
27075000
27076000

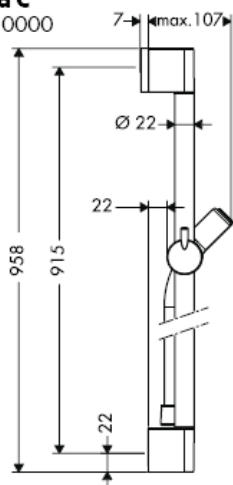
**Raindance S 120 AIR 3jet/
Unica'S Puro Set**
27884000
27886000

hansgrohe



Optimal funktion garanteras bara tillsammans med Hansgrohe handduschar och Hansgrohe duschslangar. Duschslangar är endast avsedda till att ansluta duschar på blandare. Det är inte tillåtet att lägga in en spärr efter slangen och i flödesriktningen!

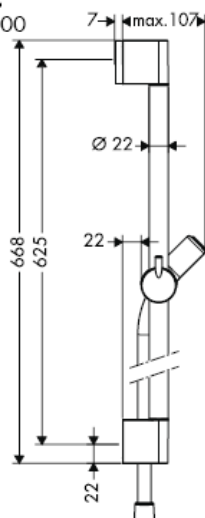
Unica'C
27610000



Croma 100 Vario / Unica'C Set
27771000

Croma 100 Multi / Unica'C Set
27774000

Unica'C
27611000

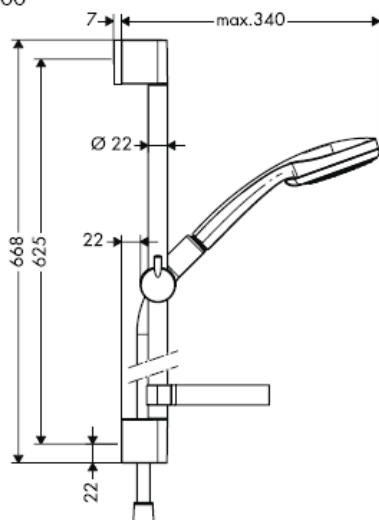
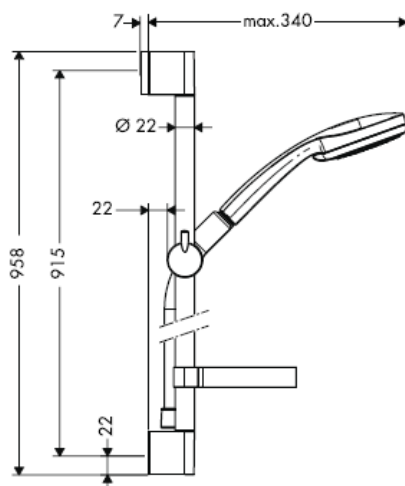


Croma 100 Vario / Unica'C Set
27772000

Croma 100 Multi / Unica'C Set
27775000

Croma 100 Vario 9,4 l / Unica'C Set
27776000

Croma 100 Multi 9,4 l / Unica'C Set
27777000



Croma 100 Multi Combi

27085000

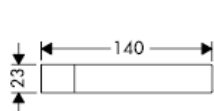


Croma 100 Multi Combi

27086000



Cassetta'C



97450000

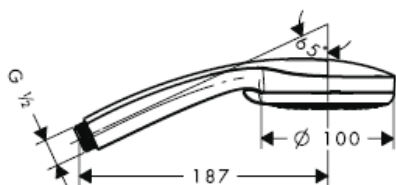
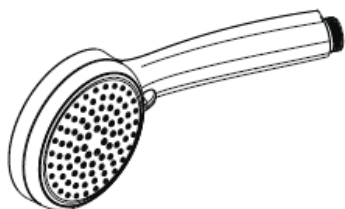
96189000



2.

28678000

Croma 100 Vario
28535000
Croma 100 Vario 9,4l
28537000



Rain



Normal

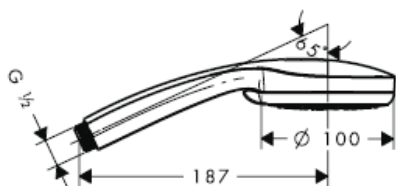
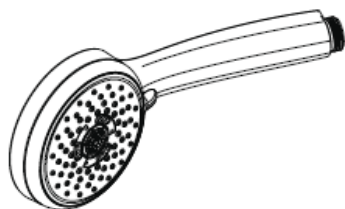


Shampoo



Massage

Croma 100 Multi
28536000
Croma 100 Multi 9,4l
28538000



Rain

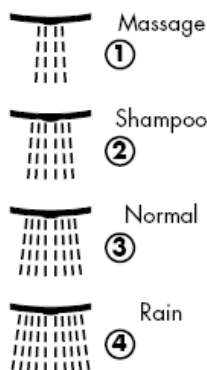
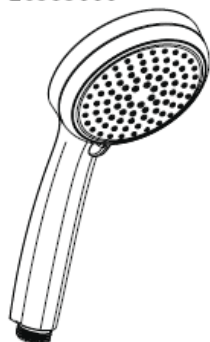


Massage

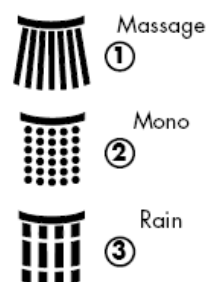
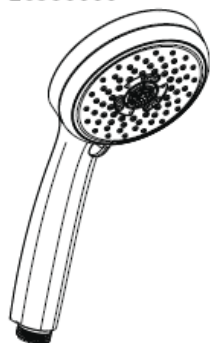


Mono

Croma 100 Vario
28535000

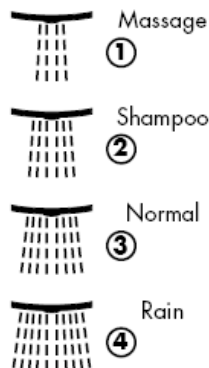
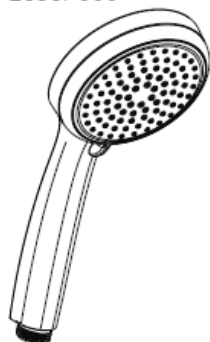


Croma 100 Multi
28536000

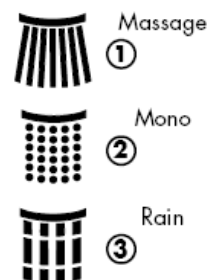
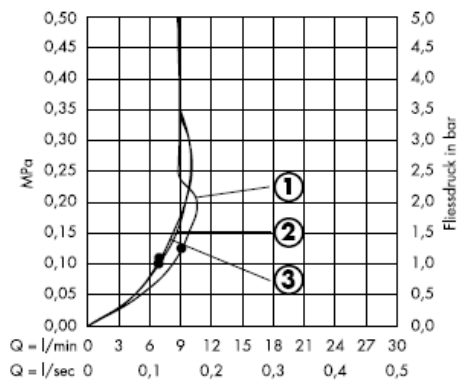
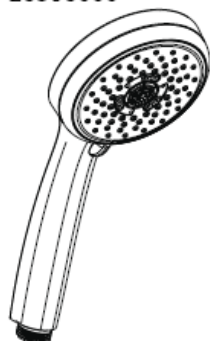


Från • garanteras funktionen.

Croma 100 Vario 9,4l
28537000

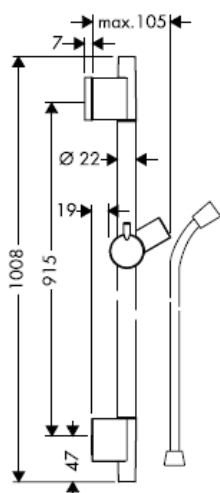


Croma 100 Multi 9,4l
28538000

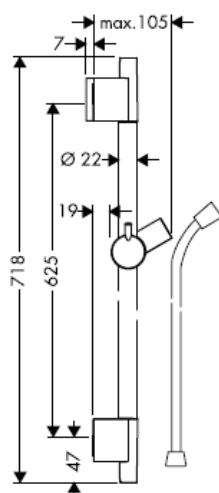


Från • garanteras funktionen.

Unica'S Puro
28631XXX



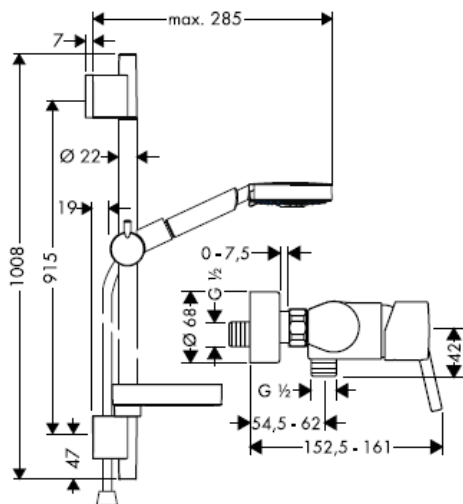
Unica'S Puro
28632XXX



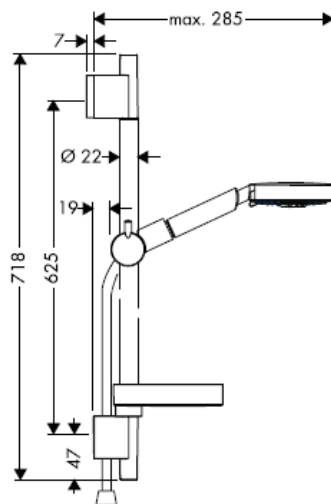
Cassetta'S Puro
28679000



Raindance S 100 AIR 3jet / Unica'S Puro
27880000
Raindance Talis S Combi
27073000



Raindance S 100 AIR 3jet / Unica'S Puro
27882000



Raindance S Combi
27075000



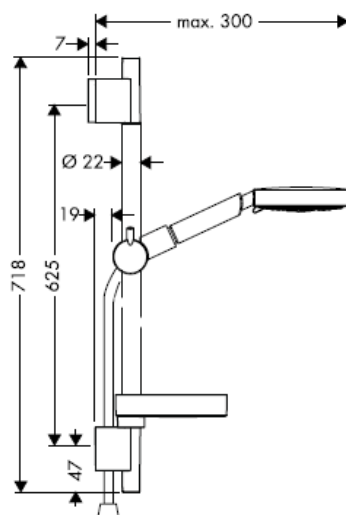
Raindance S Combi
27076000



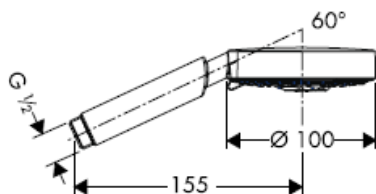
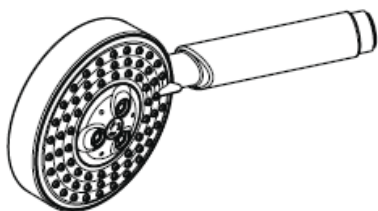
Raindance S 120 AIR 3jet / Unica'S Puro Set
27884000



Raindance S 120 AIR 3jet / Unica'S Puro Set
27886000



Raindance S 100 AIR 3jet
28504000



Rain AIR

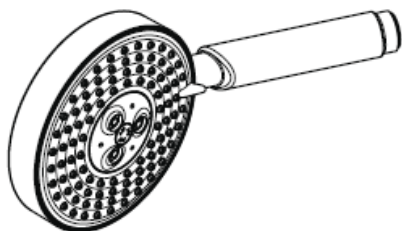


Balance AIR



Whirl AIR

Raindance S 120 AIR 3jet
28514000



Rain AIR



Balance AIR



Whirl AIR


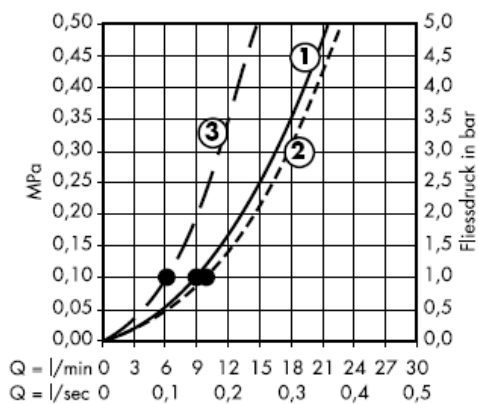
Raindance S 100 AIR 3jet

28504000


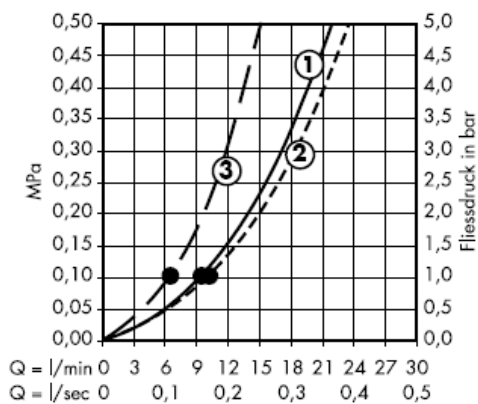
Raindance S 120 AIR 3jet

28514000

Med filterinsats (A)



Med silpackning (B)



Från • garanteras funktionen.

Handduschen är avsedd för användning med vattenberedare som har en effekt från 21 kW och ett minsta genomflöde på 7 l/min.

Tekniska data

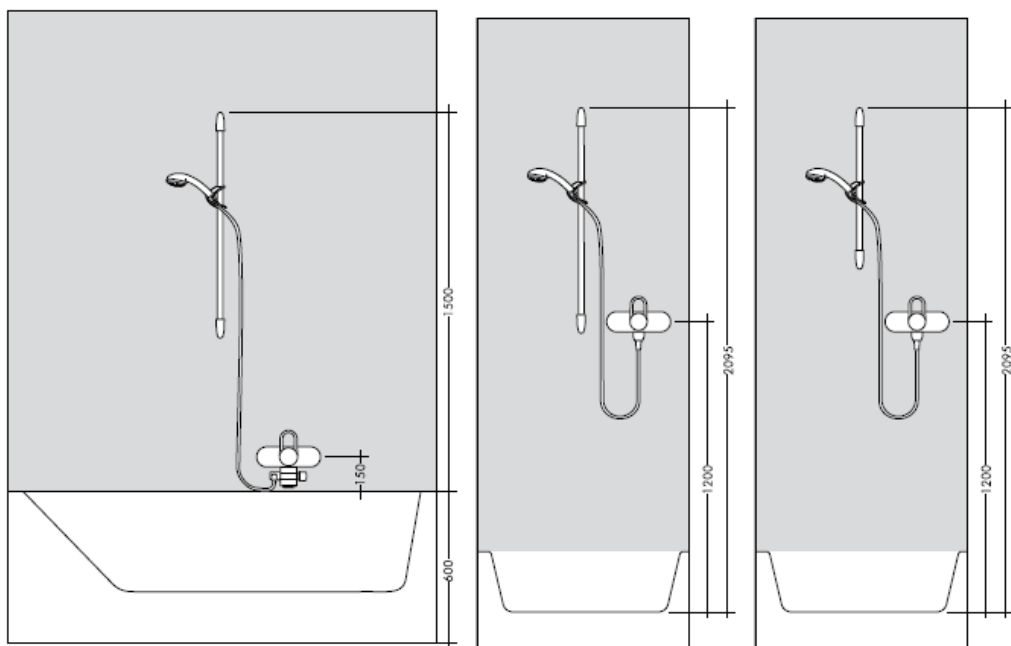
Driftstryck: max. 0,6 MPa
 Rek. driftstryck: 0,1 – 0,4 MPa
 (1 MPa = 10 bar = 147 PSI)
 Varmvattentemperatur: max. 60° C

När kvalificerad fackpersonal monterar produkten är det viktigt att tänka på att monteringsytan är plan i alla delar av arbetsytan (inga fogar som sticker ut eller klinkerförskjutningar), att väggkonstruktionen passar till montering av produkten samt att den inte har svaga punkter. Medföljande skruvar och plugg är endast avsedda för betong. Vid andra väggkonstruktioner skall anvisningarna från pluggtillverkaren beaktas.

Testsigill

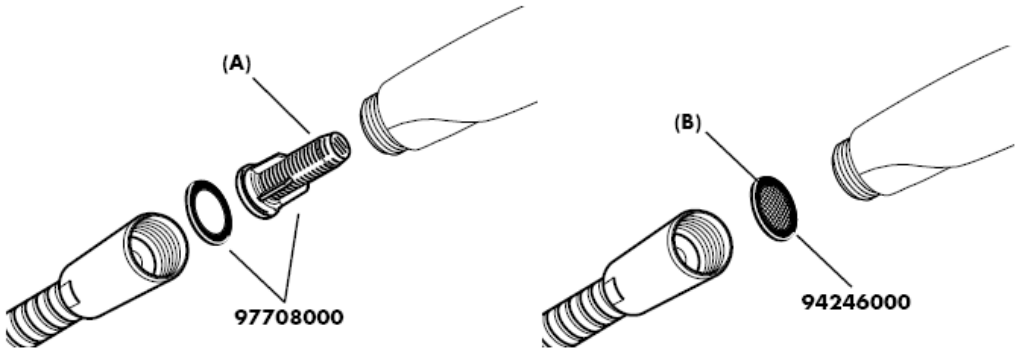
	DVGW	P-IX	SVGW	ACS	NF	WRAS	KIWA
27073000				X			
27076000				X			
27086000				X			
27772000				X			
27775000				X			
27882000				X			
27886000				X			

Anpassa måtten till kakelmönstret så långt detta är möjligt.



* Silikon (fri från ättiksyra!)

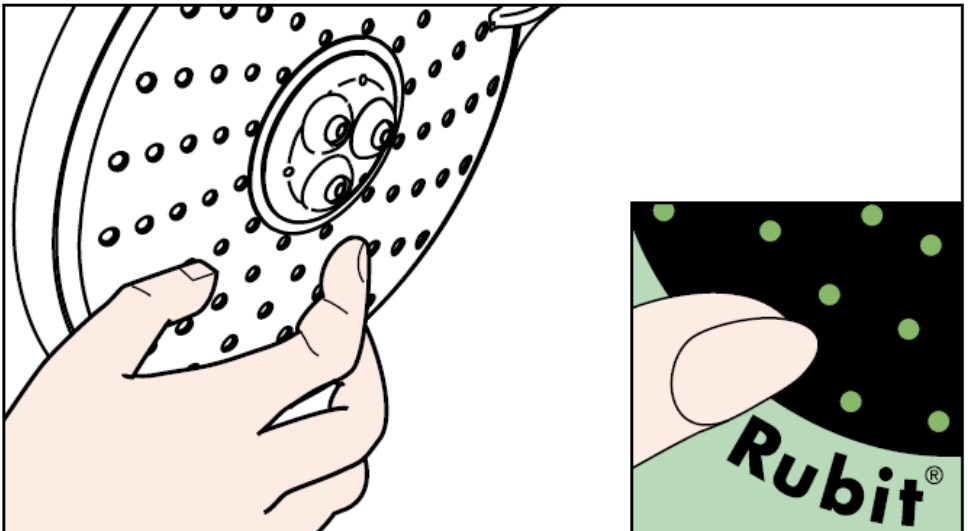




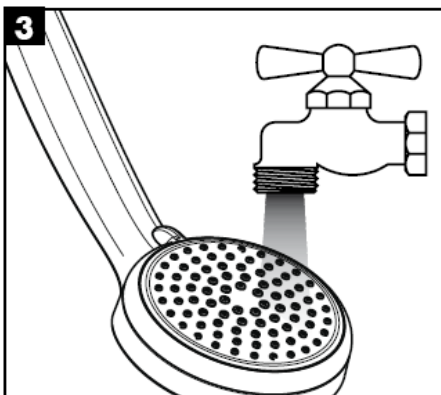
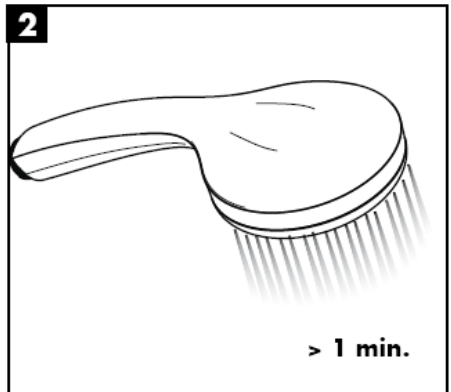
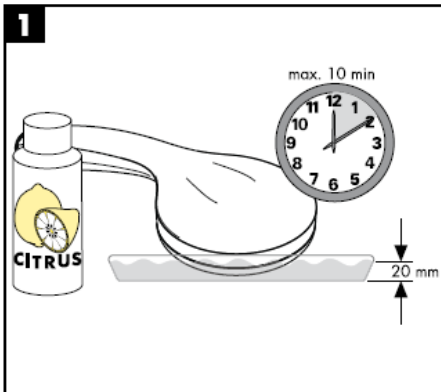
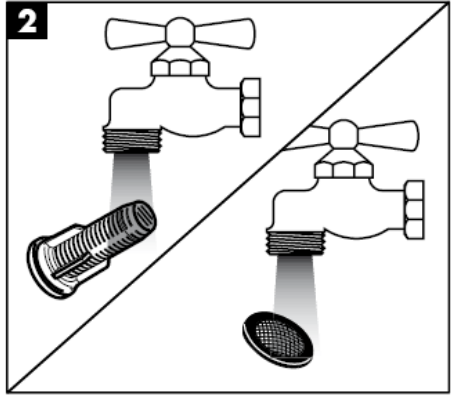
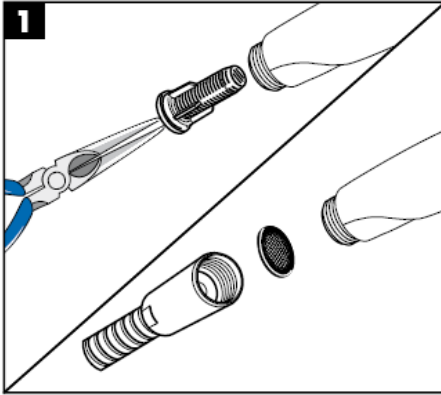
Filterinsatsen (A) som följer med måste monteras om normalflödet hos handduschen ska vara garanterat och för att undvika att smuts spolas in från ledningsnätet. Önskas kraftigare vattenflöde måste silpackningen (B) användas istället för filterinsatsen (A). Smuts som spolas in kan påverka funktionerna och/eller leda till skador på funktionsdelar i handduschen. Hansgrohe fränsäger sig allt ansvar för skador som kan härledas till detta.

Rengöring

Med Rubit®, den manuella rengöringsfunktionen, är det lätt att befria strålkanelerna från kalk - de ska bara gnuggas.



Rengöring

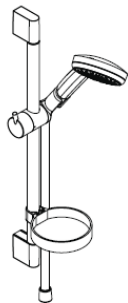


hansgrohe

Montavimo instrukcijos



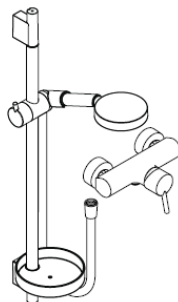
Unica'C
27610000
27611000



**Cromo 100 Vario/
Unica'C Set**
27771000
27772000
27776000

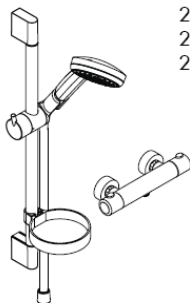


Unica'S Puro
28631XXX
28632XXX

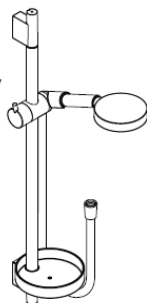


Raindance Talis S Combi
27073000

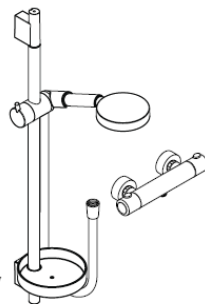
**Cromo 100 Multi/
Unica'C Set**
27774000
27775000
27777000



Cromo 100 Multi Combi
27085000
27086000



**Raindance S 100 AIR 3jet/
Unica'S Puro Set**
27880000
27882000



Raindance S Combi
27075000
27076000

**Raindance S 120 AIR 3jet/
Unica'S Puro Set**
27884000
27886000

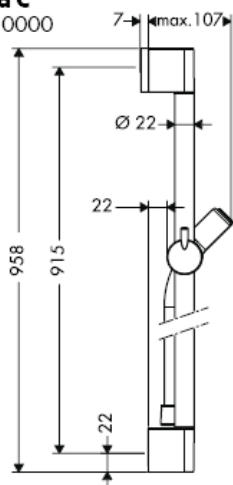
hansgrohe



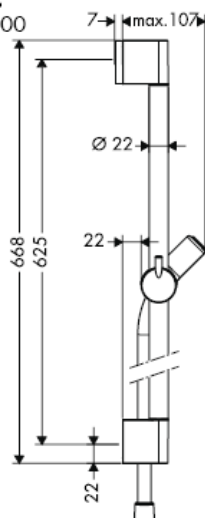
Optimalus funkcionavimas yra garantuojamas tik naudojant "Hansgrohe" rankų dušus su "Hansgrohe" dušo žarnos.

Dušo žarnos yra pritaikytos tik prijungti dušo galvutę prie vandens maišytuvo. Negalima montuoti vandens uždarymo mechanizmo tarp maišytuvo ir žarnos.

Unica'C
27610000

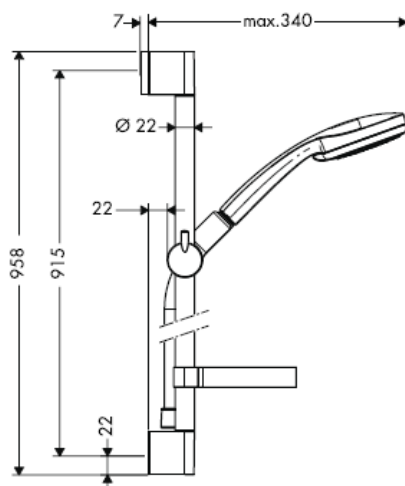


Unica'C
27611000



Croma 100 Vario / Unica'C Set
27771000

Croma 100 Multi / Unica'C Set
27774000

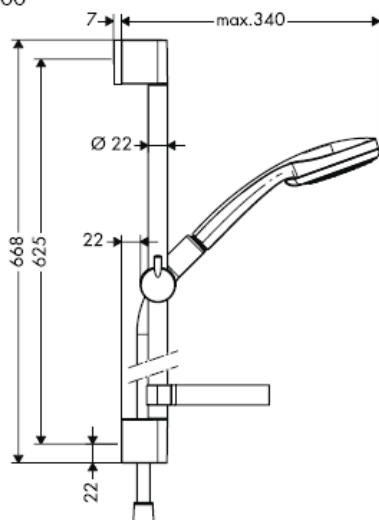


Croma 100 Vario / Unica'C Set
27772000

Croma 100 Multi / Unica'C Set
27775000

Croma 100 Vario 9,4 l / Unica'C Set
27776000

Croma 100 Multi 9,4 l / Unica'C Set
27777000



Croma 100 Multi Combi

27085000

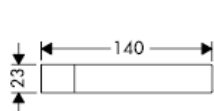


Croma 100 Multi Combi

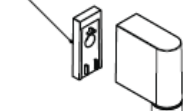
27086000



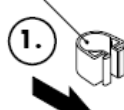
Cassetta'C



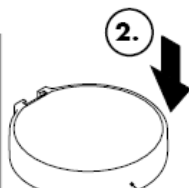
97450000



96189000

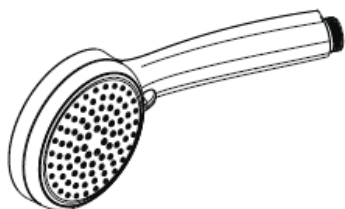


2.



28678000

Croma 100 Vario
28535000
Croma 100 Vario 9,4l
28537000



Rain



Normal

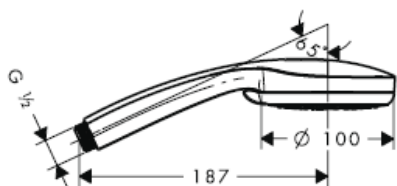
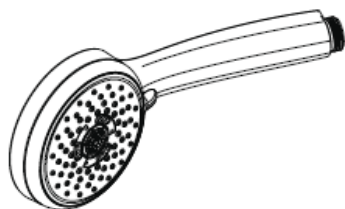


Shampoo



Massage

Croma 100 Multi
28536000
Croma 100 Multi 9,4l
28538000



Rain

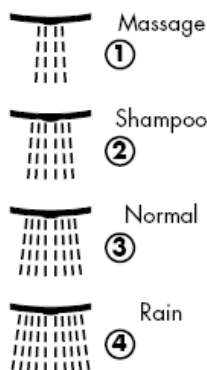
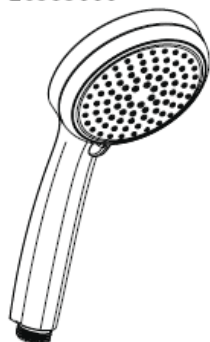


Massage

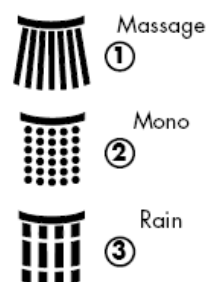
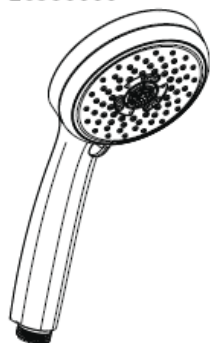


Mono

Croma 100 Vario
28535000

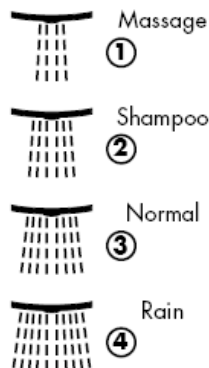
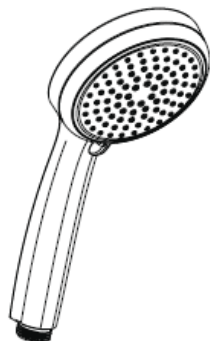


Croma 100 Multi
28536000

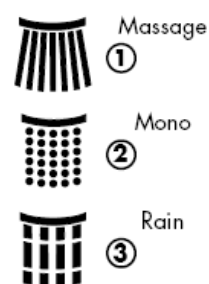
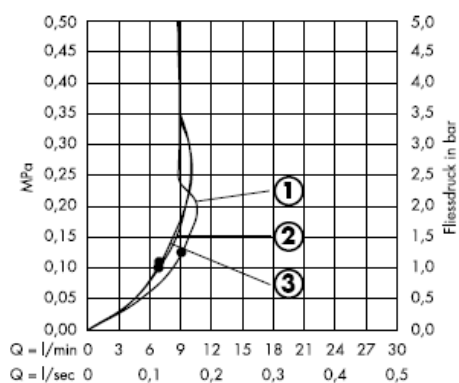
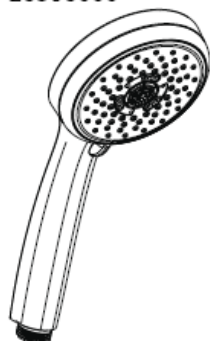


Nuo • funkcionavimas garantuotas

Croma 100 Vario 9,4l
28537000



Croma 100 Multi 9,4l
28538000



Nuo • funkcioavimas garantuotas

Unica'S Puro
28631XXX



Unica'S Puro
28632XXX



Cassetta'S Puro
28679000



Raindance S 100 AIR 3jet / Unica'S Puro
27880000
Raindance Talis S Combi
27073000



Raindance S 100 AIR 3jet / Unica'S Puro
27882000



Raindance S Combi
27075000



Raindance S Combi
27076000



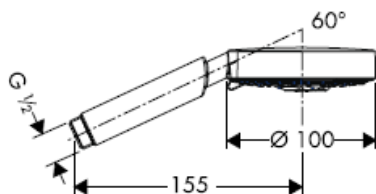
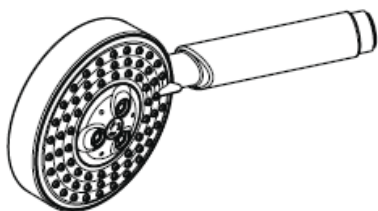
Raindance S 120 AIR 3jet / Unica'S Puro Set
27884000



Raindance S 120 AIR 3jet / Unica'S Puro Set
27886000



Raindance S 100 AIR 3jet
28504000



Rain AIR

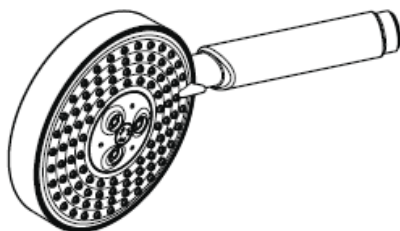


Balance AIR



Whirl AIR

Raindance S 120 AIR 3jet
28514000



Rain AIR



Balance AIR



Whirl AIR


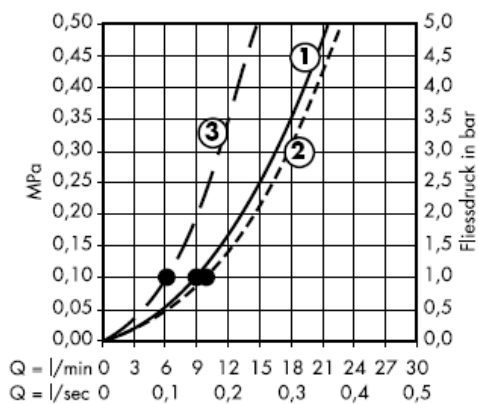
Raindance S 100 AIR 3jet

28504000


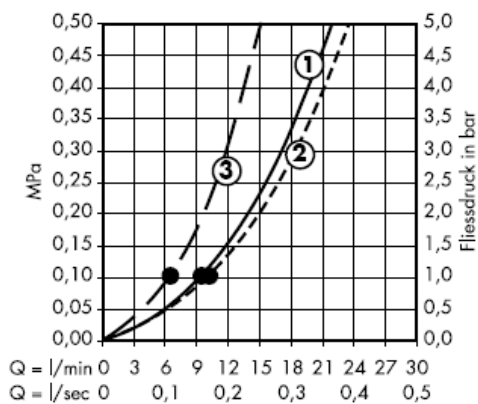
Raindance S 120 AIR 3jet

28514000

Su filtru (A)



Su sieteliu (B)



Nuo • funkcionavimas garantuotas

Dušo galvutė pritaikyta momentiniam vandens šildikliui nuo 21 kW su ne mažesniu kaip 7 l/min vandens pralaidumu.

Techniniai duomenys

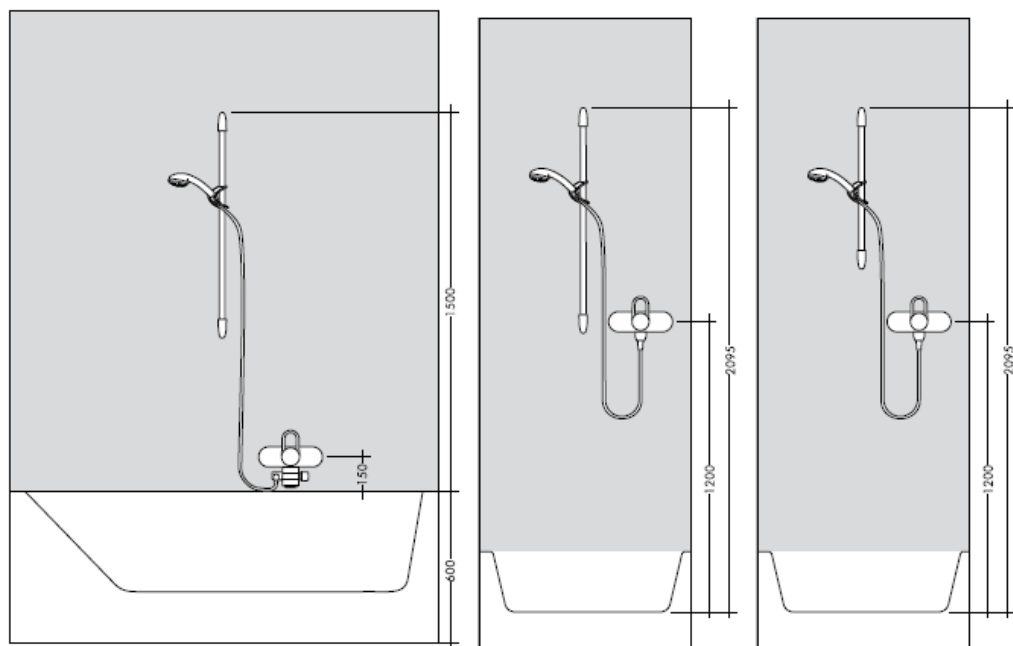
Darbinis slėgis: max. 0,6 MPa
 Rekomenduojamas slėgis: 0,1 – 0,4 MPa
 (1 MPa = 10 barų = 147 PSI)
 Karšto vandens temperatūra: max. 60° C

Montuojant produktą, specialistas privalo įsitikinti, kad sienos plotas, prie kurio dedama montavimo plokštė, yra lygus (jokių plytelių ar kitų nelygumų), kad sienos struktūra yra pritaikyta produkto montavimui ir neturi jokių silpnų vietų. Pakuotėje esantys varžtai ir kaiščiai yra skirti tik betonui. Esant kitokiai sienai, varžtus ir kaiščius reikia rinktis pagal paskirtį.

Bandymo pažyma

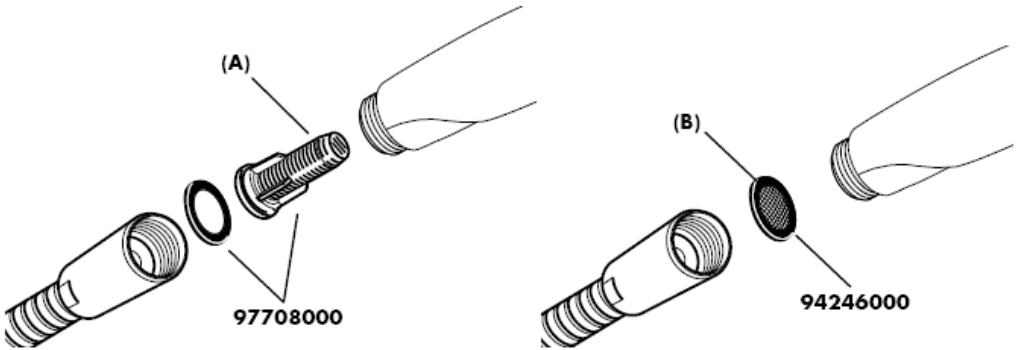
	DVGW	P-IX	SVGW	ACS	NF	WRAS	KIWA
27073000				X			
27076000				X			
27086000				X			
27772000				X			
27775000				X			
27882000				X			
27886000				X			

Jei įmanoma, kabindami stovą derinkite prie plytelių.



Silikonas (be acto rūgšties!)

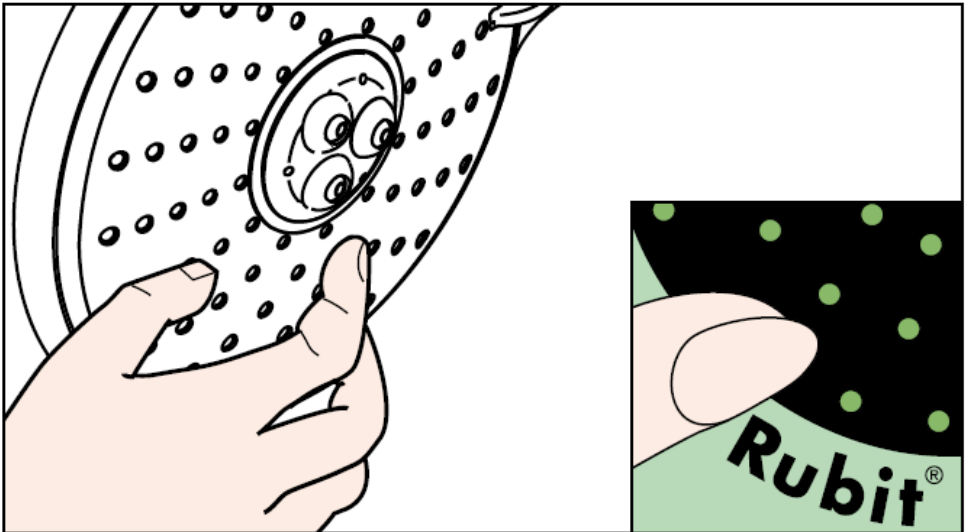




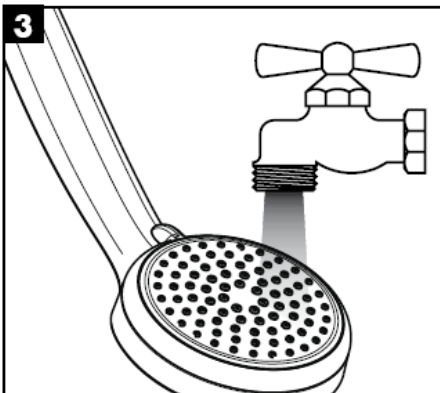
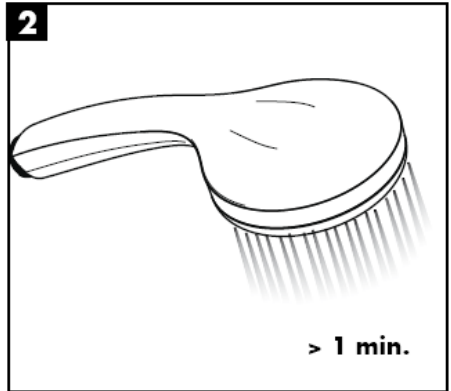
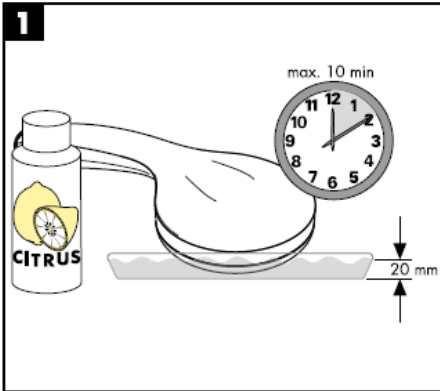
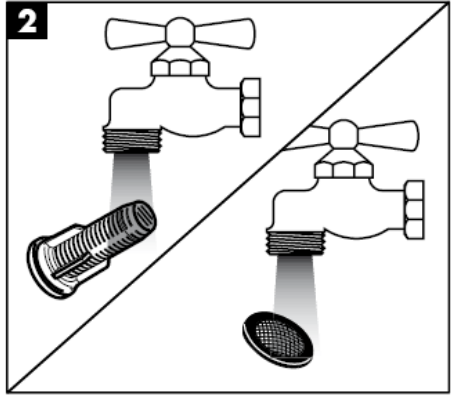
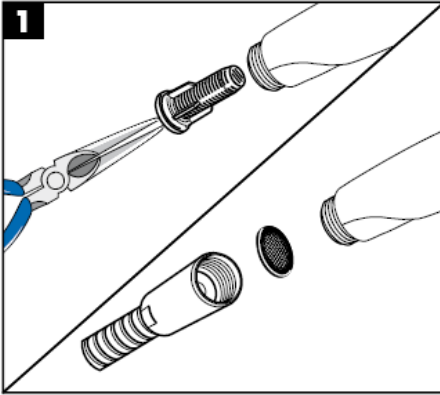
Filtras (A), kuris yra rankų dušas pakuotėje, privalo būti įstatytas, kad būtų garantuota vandens pralaidumo norma ir apsauga nuo nešvarumų. Jei reikia didesnio vandens pralaidumo, vietoje filtro (A) įstatykite sietelį (B). Nešvarumai gali pakenkti rankų dušas funkcionalumui ir (arba) sugadinti rankų dušas funkcines dalis. Tokiu atveju ""Hansgrohe"" atsakomybės nepriima.

Valymas

"Rubit®" valymo funkcija apsaugo nuo apkalkėjimo. Užtenka pirštu nubraukti atsiradusius nešvarumus nuo srovės angų.



Valymas

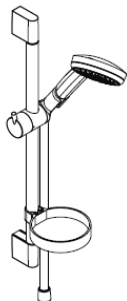


hansgrohe

Uputstva za instalaciju



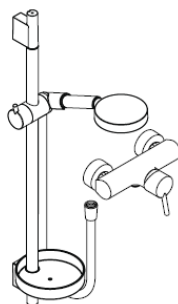
Unica'C
27610000
27611000



**Cromo 100 Vario/
Unica'C Set**
27771000
27772000
27776000

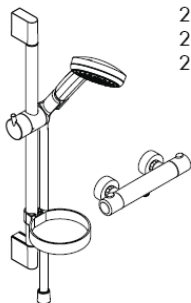


Unica'S Puro
28631XXX
28632XXX

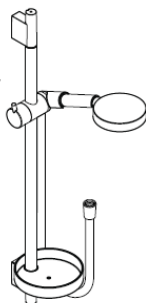


Raindance Talis S Combi
27073000

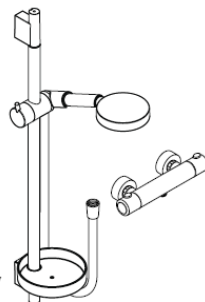
**Cromo 100 Multi/
Unica'C Set**
27774000
27775000
27777000



Cromo 100 Multi Combi
27085000
27086000



**Raindance S 100 AIR 3jet/
Unica'S Puro Set**
27880000
27882000



Raindance S Combi
27075000
27076000

**Raindance S 120 AIR 3jet/
Unica'S Puro Set**
27884000
27886000

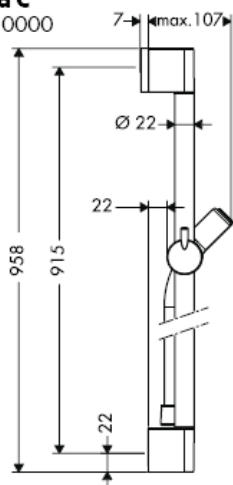
hansgrohe



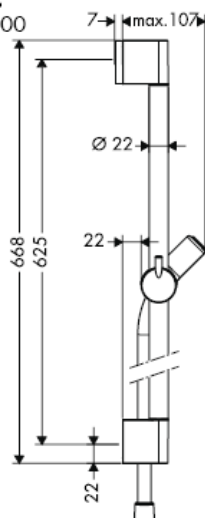
Optimalno funkcioniranje zajamčeno je jedino u kombinaciji sa Hansgrohe ručnim tuševima i Hansgrohe crijevom za tuš.

Crijeva tuša prikladna su jedino za spajanje tuševa na armature. Nije dopušteno zatvaranje crijeva u smjeru protoka vode!

Unica'C
27610000



Unica'C
27611000



Croma 100 Vario / Unica'C Set
27771000

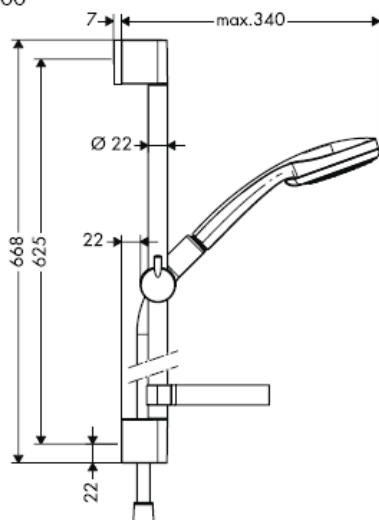
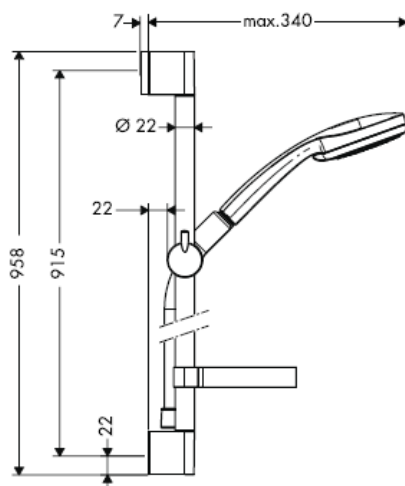
Croma 100 Multi / Unica'C Set
27774000

Croma 100 Vario / Unica'C Set
27772000

Croma 100 Multi / Unica'C Set
27775000

Croma 100 Vario 9,4 l / Unica'C Set
27776000

Croma 100 Multi 9,4 l / Unica'C Set
27777000



Croma 100 Multi Combi

27085000

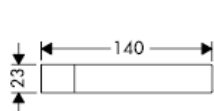


Croma 100 Multi Combi

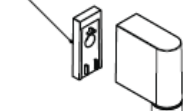
27086000



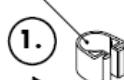
Cassetta'C



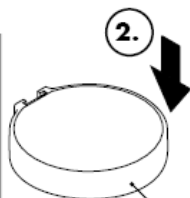
97450000



96189000

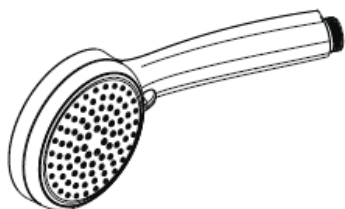


2.



28678000

Croma 100 Vario
28535000
Croma 100 Vario 9,4l
28537000



Rain



Normal

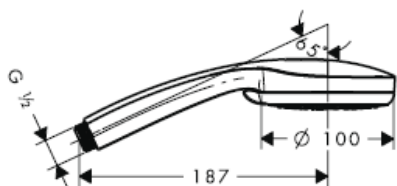
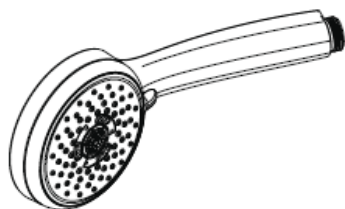


Shampoo



Massage

Croma 100 Multi
28536000
Croma 100 Multi 9,4l
28538000



Rain

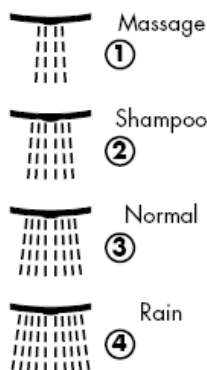
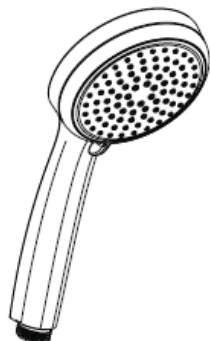


Massage

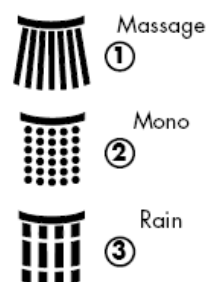
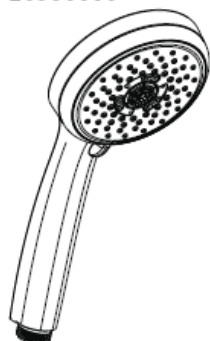


Mono

Croma 100 Vario
28535000

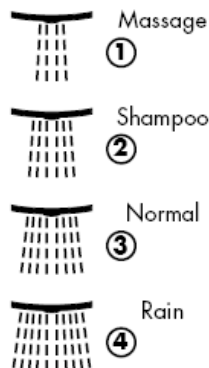
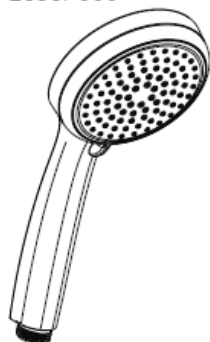


Croma 100 Multi
28536000

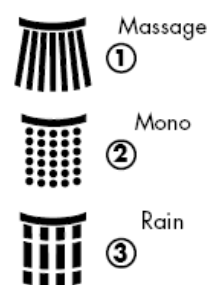
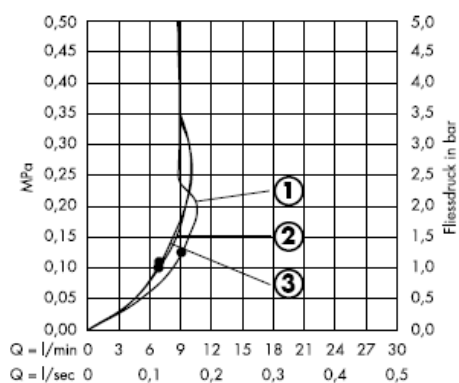
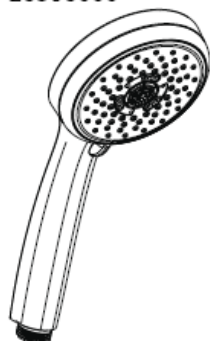


Zajamčena funkcija od • navíše

Croma 100 Vario 9,4l
28537000



Croma 100 Multi 9,4l
28538000



Zajamčena funkcija od • navíše

Unica'S Puro
28631XXX



Unica'S Puro
28632XXX



Cassetta'S Puro
28679000



Raindance S 100 AIR 3jet / Unica'S Puro
27880000
Raindance Talis S Combi
27073000



Raindance S 100 AIR 3jet / Unica'S Puro
27882000



Raindance S Combi
27075000



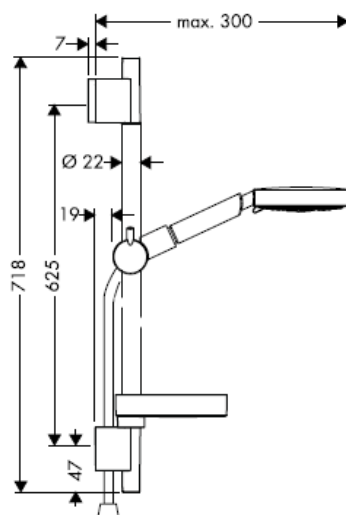
Raindance S Combi
27076000



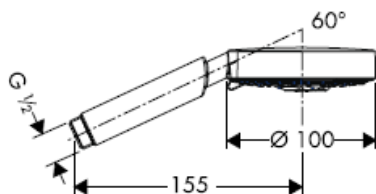
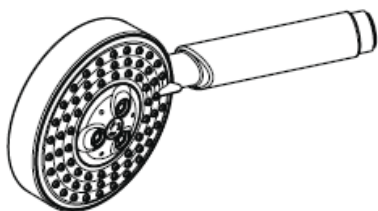
Raindance S 120 AIR 3jet / Unica'S Puro Set
27884000



Raindance S 120 AIR 3jet / Unica'S Puro Set
27886000



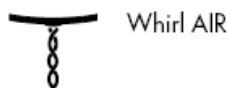
Raindance S 100 AIR 3jet
28504000



Rain AIR

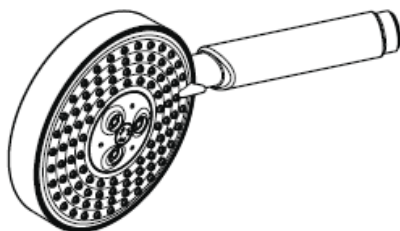


Balance AIR



Whirl AIR

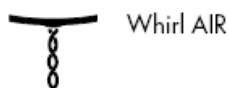
Raindance S 120 AIR 3jet
28514000



Rain AIR



Balance AIR



Whirl AIR


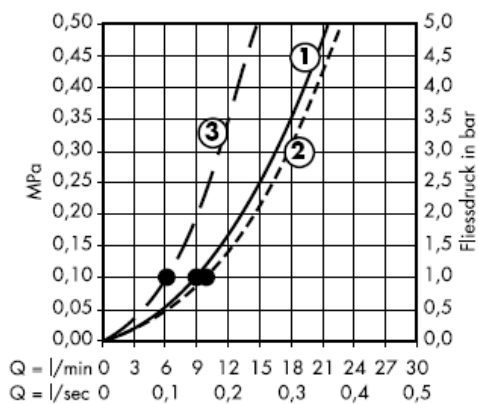
Raindance S 100 AIR 3jet

28504000


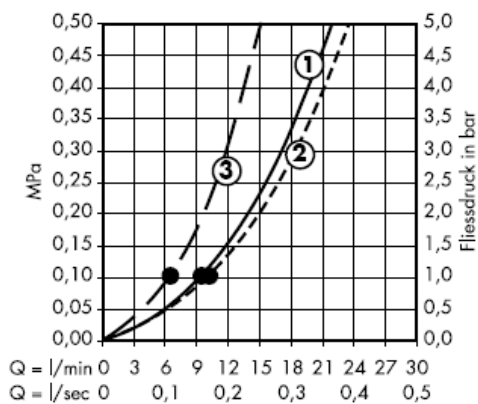
Raindance S 120 AIR 3jet

28514000

Sa filterom (A)



Sa rešetkastim filterom (B)



Zajamčena funkcija od • navise

Ručni tuš možete koristiti uz protočni bojler od 21 kW te uz minimalni protok od 7 litara u minuti

Tehnički podatci

Najveći dopušteni tlak: max. 0,6 MPa
Preporučeni tlak: 0,1 – 0,4 MPa
(1 MPa = 10 bara = 147 PSI)
Temperatura vruće vode: max. 60° C

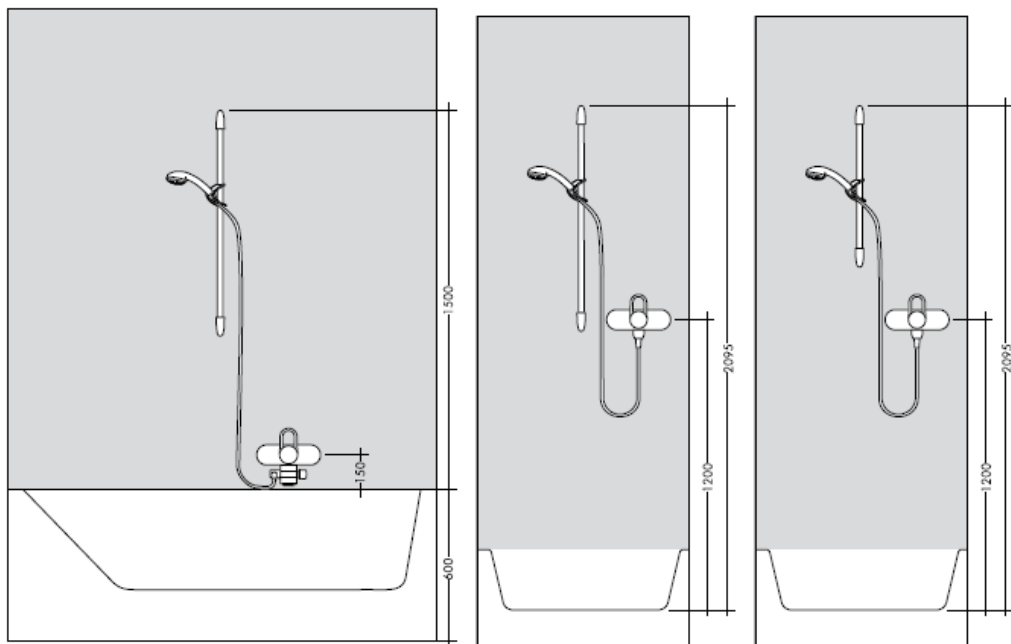
Kada proizvod montira kvalificirano stručno osoblje treba paziti da čitava površina na koju se učvršćuje bude ravna (bez istaknutih fuga ili krivljenja pločica), da je zidna konstrukcija primjerena montaži proizvoda te osobito da nema slabih mjesta.

Priloženi vijci i moždanici prikladni su samo za beton. Kod drugih zidnih nadgradnji treba obratiti pažnju na navode proizvođača moždanika.

Oznaka testiranja

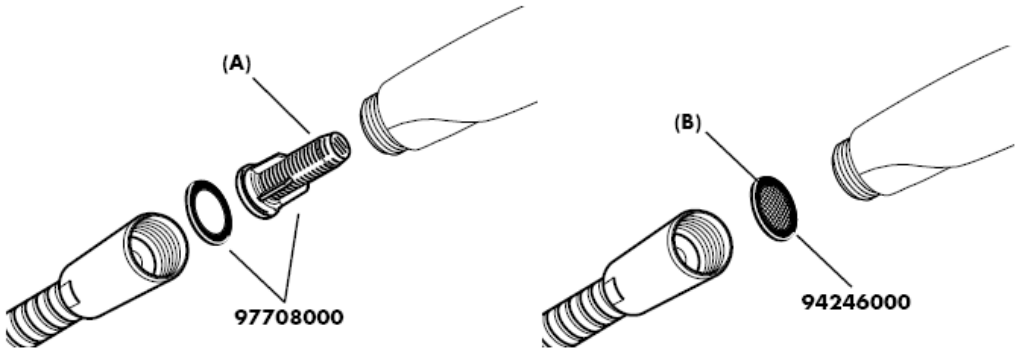
	DVGW	P-IX	SVGW	ACS	NF	WRAS	KIWA
27073000				X			
27076000				X			
27086000				X			
27772000				X			
27775000				X			
27882000				X			
27886000				X			

Prilagodite mjeru što je više moguće rasteru pločica



* Silikon (ne sadrži kiseline)

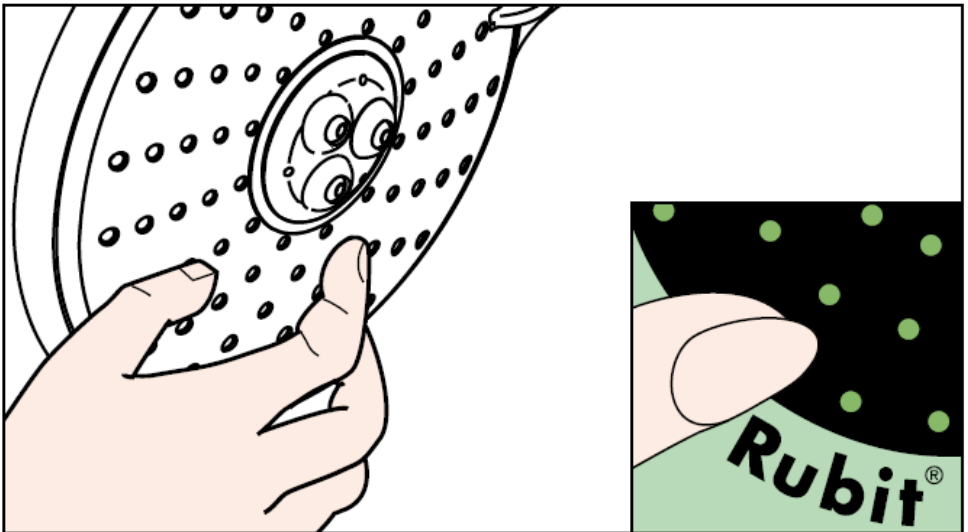




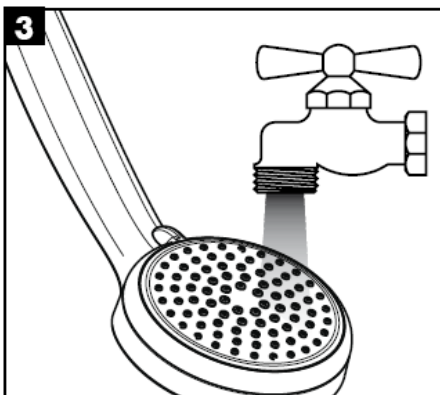
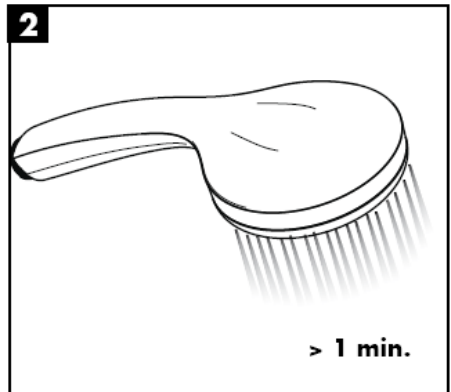
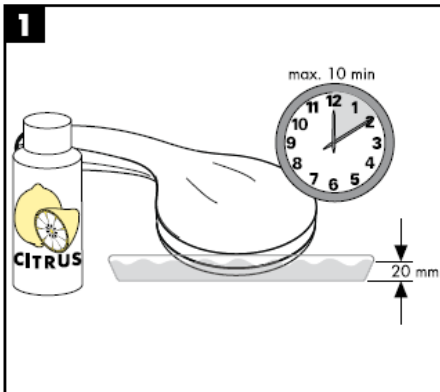
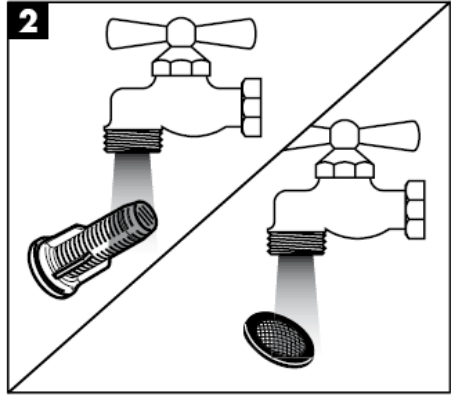
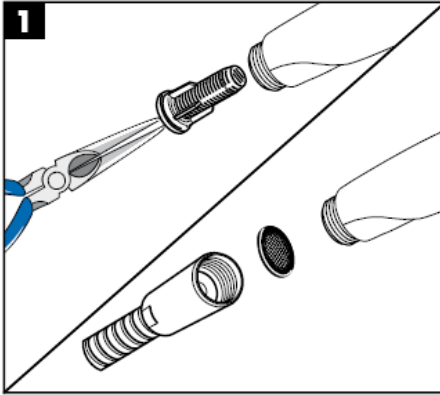
Filter (A) potrebno je ugraditi kako bi se regulirao protok vode i smanjio prolazak prljavštine. Ako želite jači protok vode umjesto filtera ugradite rešetku (B). Za eventualna oštećenja uzrokovana prljavštinom proizvođač Hansgrohe nije odgovoran.

Čišćenje

Rubit® - ručni sustav za čišćenje omogućuje jednostavnim trljanjem odstranjivanje kamenca sa rupica prskalnice tuša.

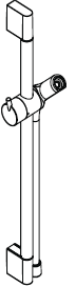


Čišćenje

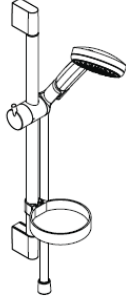


hansgrohe

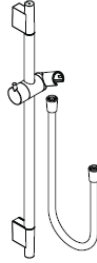
Montaj kılavuzu



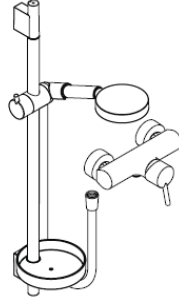
Unica'C
27610000
27611000



**Cromo 100 Vario/
Unica'C Set**
27771000
27772000
27776000

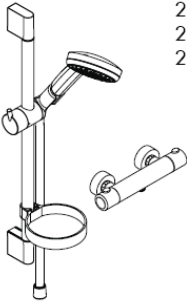


Unica'S Puro
28631XXX
28632XXX

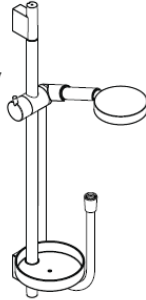


Raindance Talis S Combi
27073000

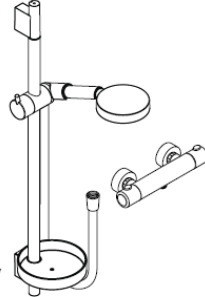
**Cromo 100 Multi/
Unica'C Set**
27774000
27775000
27777000



Cromo 100 Multi Combi
27085000
27086000



**Raindance S 100 AIR 3jet/
Unica'S Puro Set**
27880000
27882000



Raindance S Combi
27075000
27076000

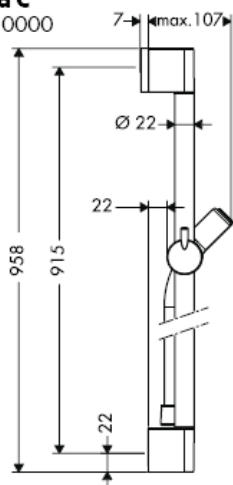
**Raindance S 120 AIR 3jet/
Unica'S Puro Set**
27884000
27886000

hansgrohe

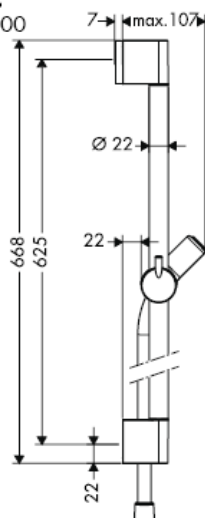


Mümkün olduđu kadar iyi işlev, yalnız Hansgrohe elle duş parçaları ve Hansgrohe duş boruları kullanılırsa, garanti edilir.
Sözü geçen duş boruları, duş parçalarını yalnız donanım takımlarına bağlamaya yarar. Hortumun arkasından sonra akış yönünde kesmek yasaktır!

Unica'C
27610000



Unica'C
27611000



Croma 100 Vario / Unica'C Set
27771000

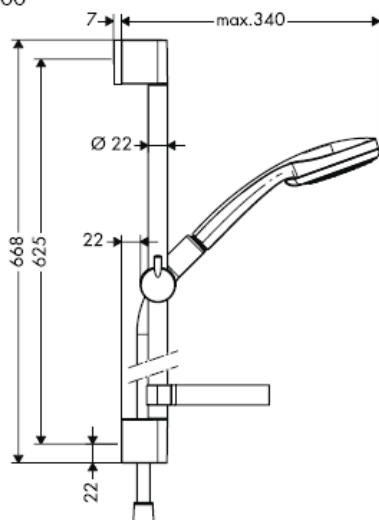
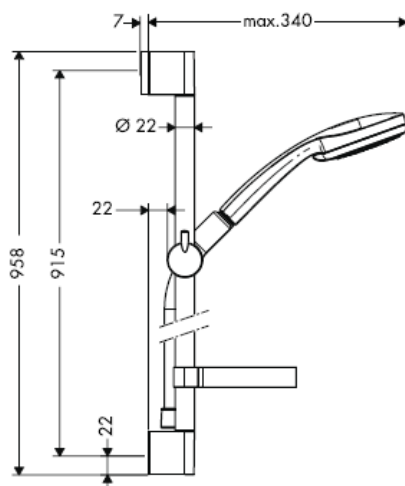
Croma 100 Multi / Unica'C Set
27774000

Croma 100 Vario / Unica'C Set
27772000

Croma 100 Multi / Unica'C Set
27775000

Croma 100 Vario 9,4 l / Unica'C Set
27776000

Croma 100 Multi 9,4 l / Unica'C Set
27777000



Croma 100 Multi Combi

27085000

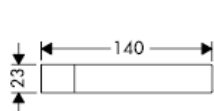


Croma 100 Multi Combi

27086000



Cassetta'C



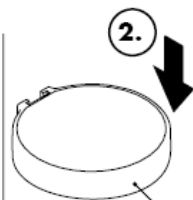
97450000

96189000

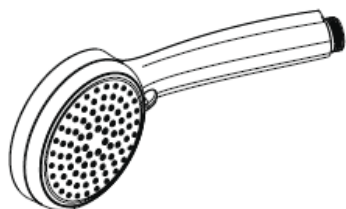


2.

28678000



Croma 100 Vario
28535000
Croma 100 Vario 9,4l
28537000



Rain



Normal

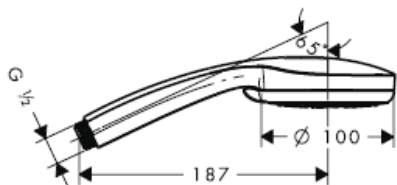
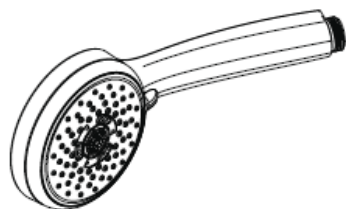


Shampoo



Massage

Croma 100 Multi
28536000
Croma 100 Multi 9,4l
28538000



Rain

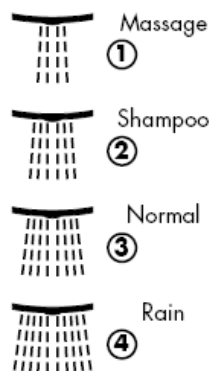
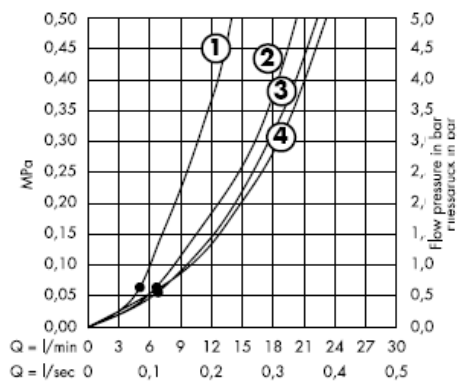
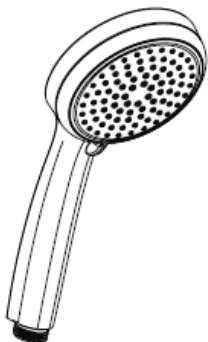


Massage

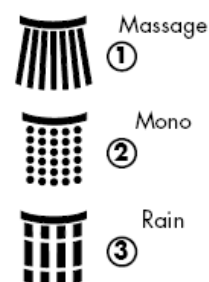
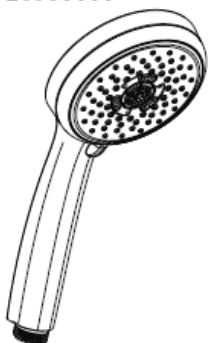


Mono

Croma 100 Vario
28535000

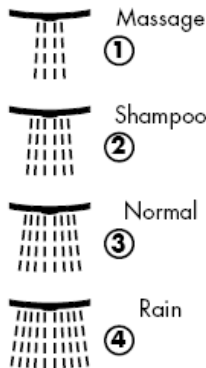
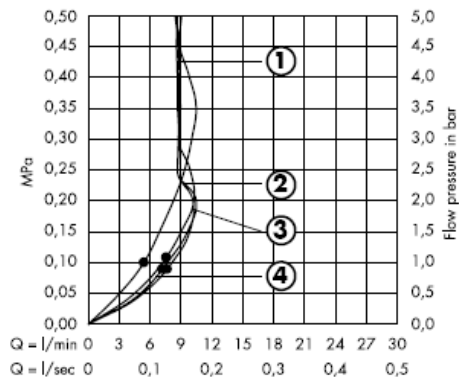
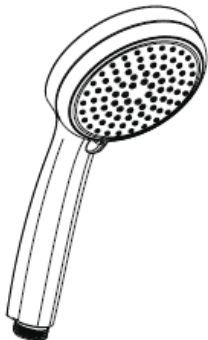


Croma 100 Multi
28536000

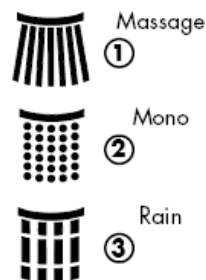
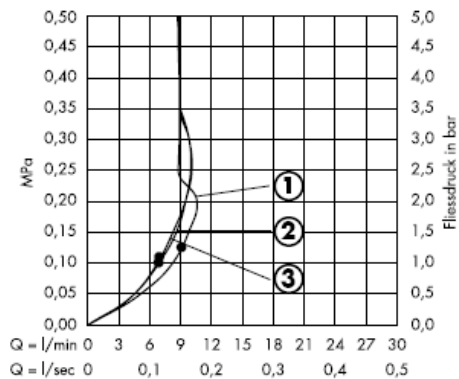
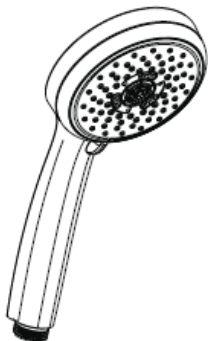


•den itibaren fonksiyon garanti edilmiştir.

Croma 100 Vario 9,4l
28537000

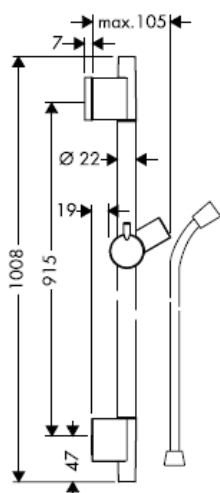


Croma 100 Multi 9,4l
28538000

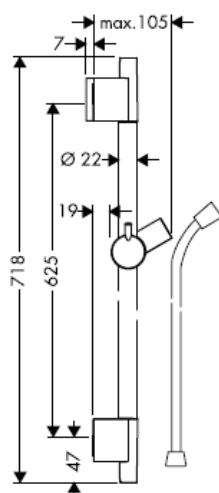


•den itibaren fonksiyon garanti edilmiştir.

Unica'S Puro
28631XXX



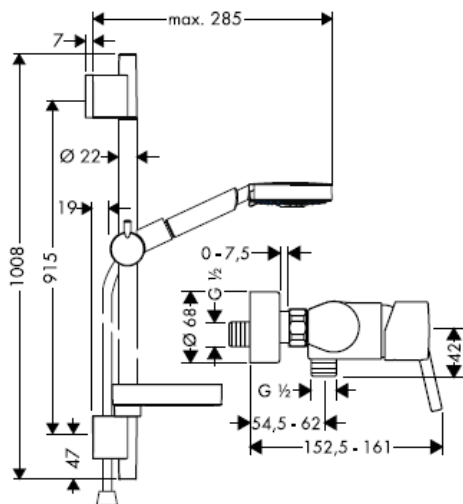
Unica'S Puro
28632XXX



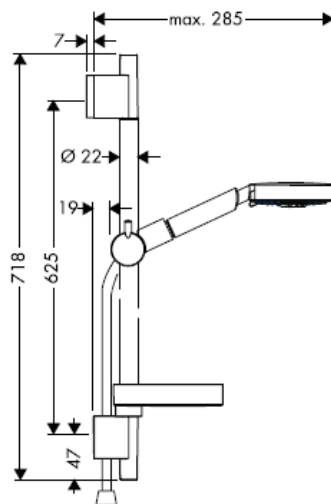
Cassetta'S Puro
28679000



Raindance S 100 AIR 3jet / Unica'S Puro
27880000
Raindance Talis S Combi
27073000



Raindance S 100 AIR 3jet / Unica'S Puro
27882000



Raindance S Combi
27075000



Raindance S Combi
27076000



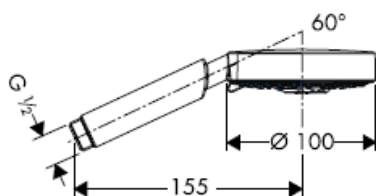
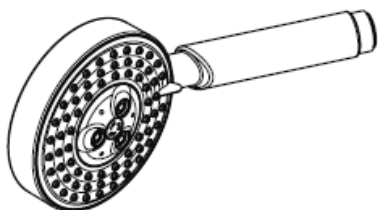
Raindance S 120 AIR 3jet / Unica'S Puro Set
27884000



Raindance S 120 AIR 3jet / Unica'S Puro Set
27886000



Raindance S 100 AIR 3jet
28504000



Rain AIR

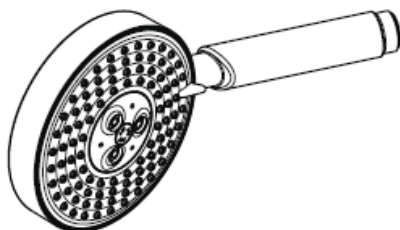


Balance AIR



Whirl AIR

Raindance S 120 AIR 3jet
28514000



Rain AIR



Balance AIR



Whirl AIR

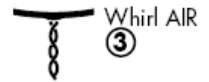
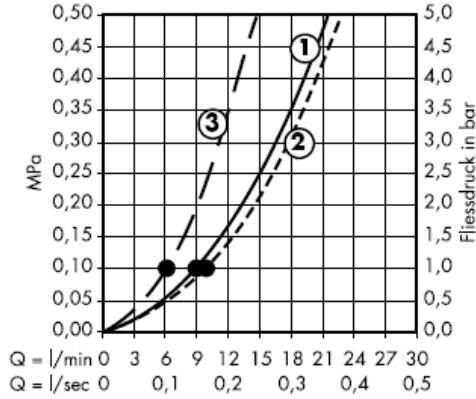
Raindance S 100 AIR 3jet

28504000

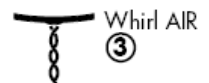
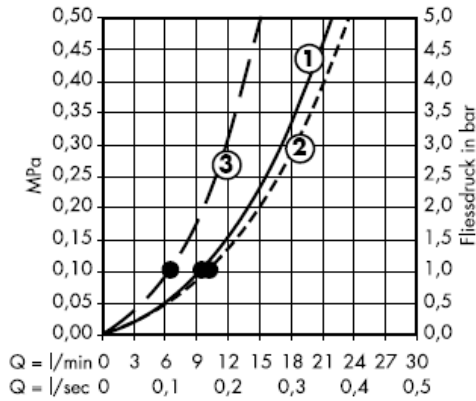
Raindance S 120 AIR 3jet

28514000

Filtre adaptörlü (A)



Süzgeç contalı (B)



•den itibaren fonksiyon garanti edilmiştir.

El duşu, 21 kW güçten ve 7 l/dk minimum debiden itibaren şofbenlerle kullanım için uygundur.

Teknik bilgiler

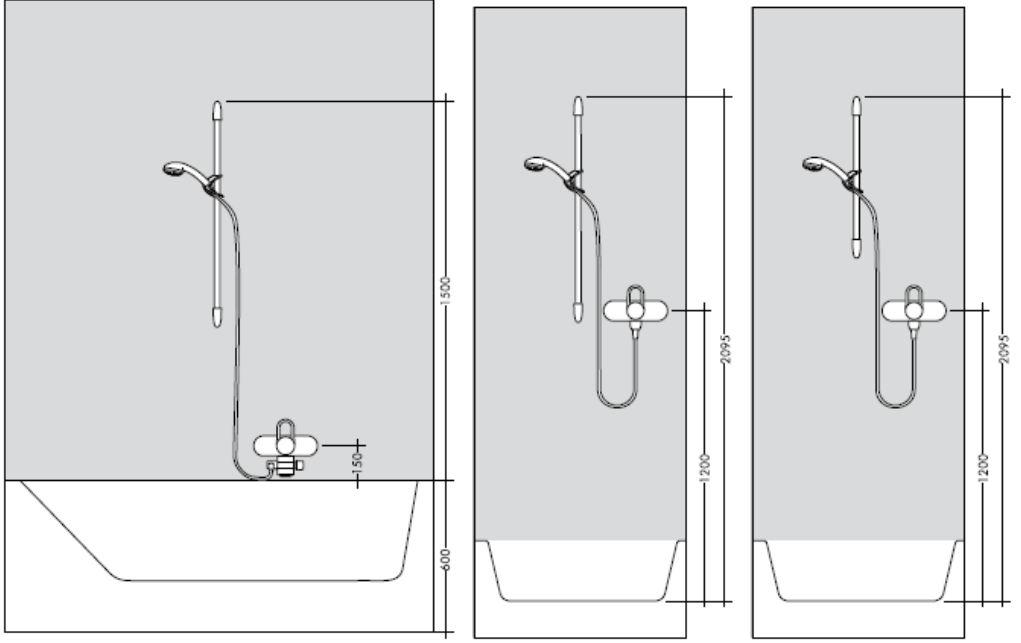
İşletme basıncı: max. 0,6 MPa
Tavsiye edilen işletme basıncı: 0,1 – 0,4 MPa
(1 MPa = 10 bar = 147 PSI)
Sıcak su sıcaklığı: max. 60° C

Müteahhit, ürünü monteleyeceği yer, yani montaj plakasının monte edileceği duvar alanının tümü düz (herhangi bir eklem yerinin ya da duvar fayansının çıkıntısıyla) engellenmemiş, yapısı ürünü montelemeye uygun bir şekilde ve herhangi zayıf noktası olamamasını sağlamalıdır. Kaplı vidalar ve çubuklar sadece beton için uygundur. Başka duvar yapıları için, imalatçının çubuk imal edenin belirttiği hususlar dikkate alınmalıdır.

Kontrol işareti

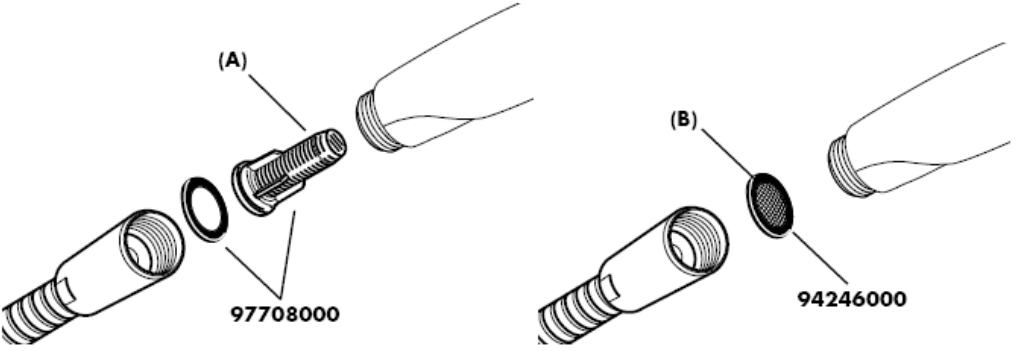
	DVGW	P-IX	SVGW	ACS	NF	WRAS	KIWA
27073000				X			
27076000				X			
27086000				X			
27772000				X			
27775000				X			
27882000				X			
27886000				X			

Boyutları olabildiği kadar fayans tipine uyarlayın.



Silikon (asetik asit içermeyen)

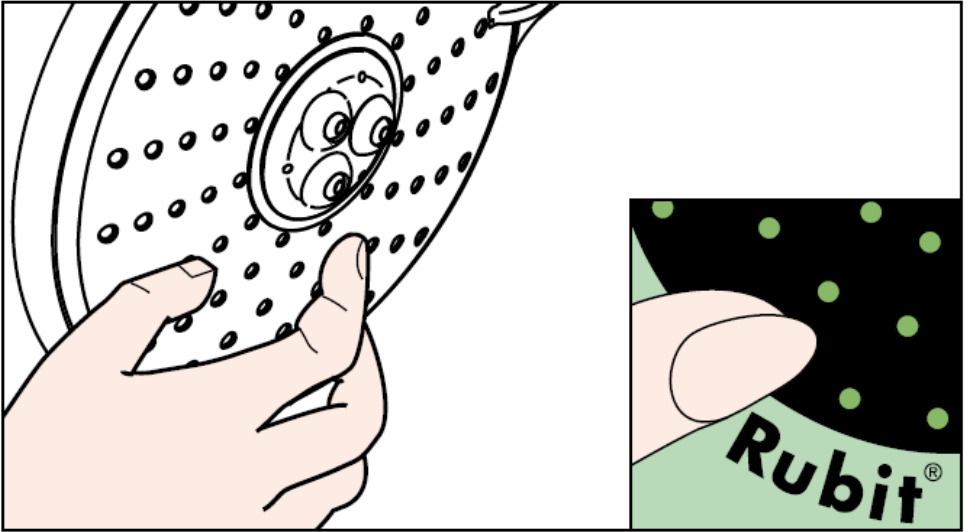




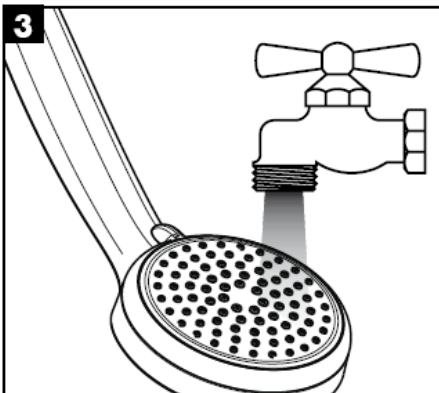
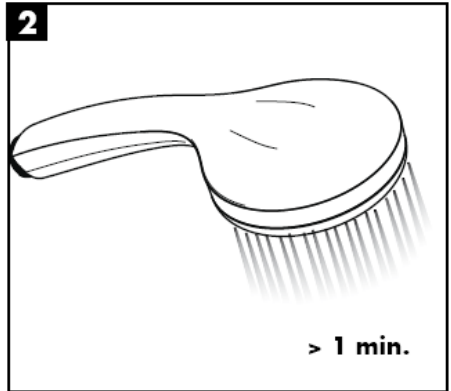
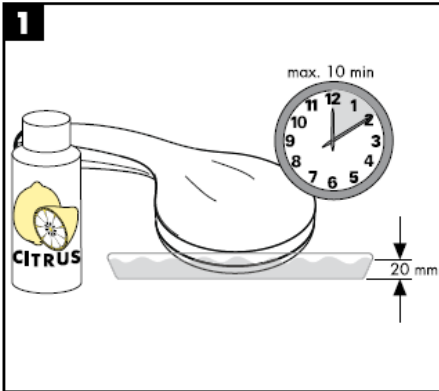
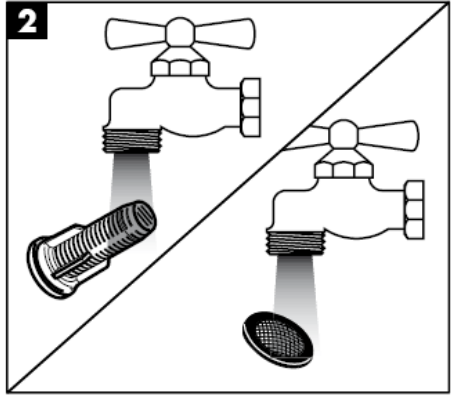
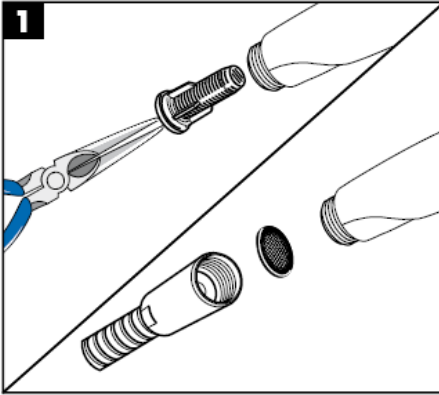
El duşunun norm debisini sağlamak ve şebekeden kir gelmesini önlemek için, ekteki filtre adaptörü (A) takılmalıdır. Daha büyük bir su debisi istenirse, filtre adaptörünün (A) yerine bir süzgeç contası (B) takılmalıdır. Şebekeden gelen kirlere çalışmayı etkileyebilir ve/veya el duşundaki fonksiyon parçalarının zarar görmesine neden olabilir; bu nedenle oluşan hasarlar için Hansgrohe hiçbir sorumluluk üstlenmez.

Temizleme

Rubit®, üründe bulunan bir temizleme fonksiyonudur. Basit bir ovuşturma ile sprey modüllerdeki kireci çözer.



Temizleme

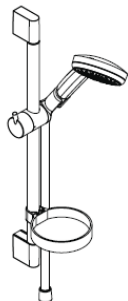


hansgrohe

Instrucțiuni de montare



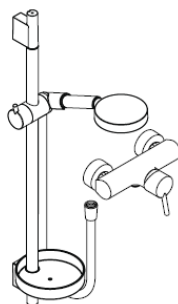
Unica'C
27610000
27611000



**Cromo 100 Vario/
Unica'C Set**
27771000
27772000
27776000

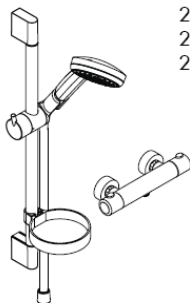


Unica'S Puro
28631XXX
28632XXX

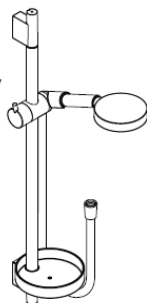


Raindance Talis S Combi
27073000

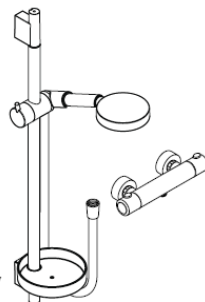
**Cromo 100 Multi/
Unica'C Set**
27774000
27775000
27777000



Cromo 100 Multi Combi
27085000
27086000



**Raindance S 100 AIR 3jet/
Unica'S Puro Set**
27880000
27882000



Raindance S Combi
27075000
27076000

**Raindance S 120 AIR 3jet/
Unica'S Puro Set**
27884000
27886000

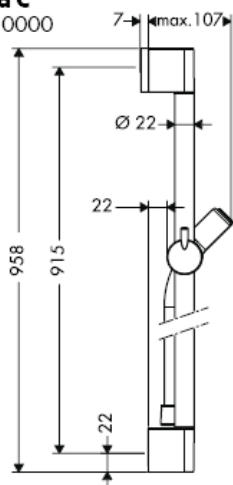
hansgrohe



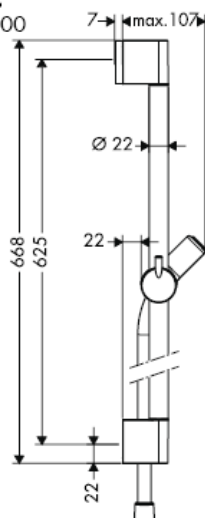
Funcționarea optimă este garantată numai când estei conectat la duș de mână și furtun de duș marca Hansgrohe.

Furtunul de duș poate fi utilizat numai pentru conectarea telefonului de duș la baterie. Nu este permisă montarea unui opritor la capătul furtunului!

Unica'C
27610000



Unica'C
27611000



Croma 100 Vario / Unica'C Set
27771000

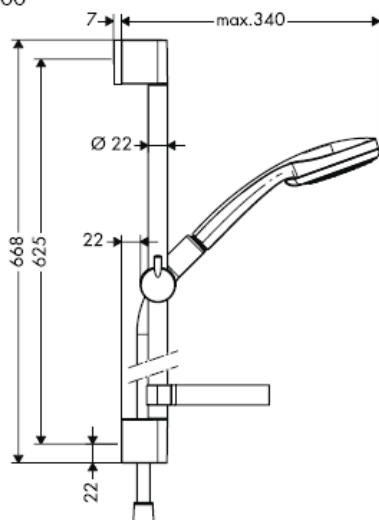
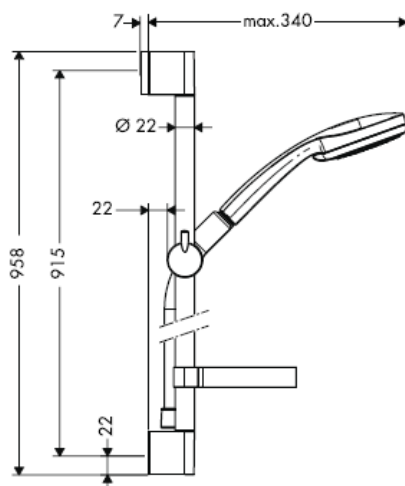
Croma 100 Multi / Unica'C Set
27774000

Croma 100 Vario / Unica'C Set
27772000

Croma 100 Multi / Unica'C Set
27775000

Croma 100 Vario 9,4 l / Unica'C Set
27776000

Croma 100 Multi 9,4 l / Unica'C Set
27777000



Croma 100 Multi Combi

27085000

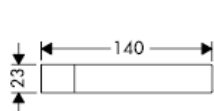


Croma 100 Multi Combi

27086000



Cassetta'C



97450000

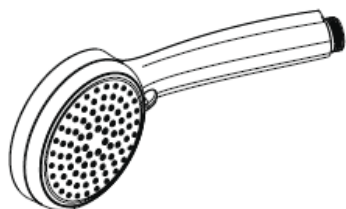
96189000



2.

28678000

Croma 100 Vario
28535000
Croma 100 Vario 9,4l
28537000



Rain



Normal

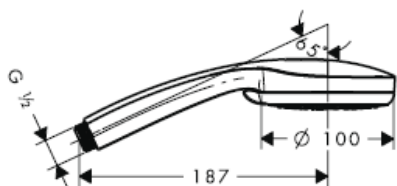
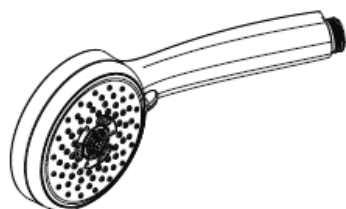


Shampoo



Massage

Croma 100 Multi
28536000
Croma 100 Multi 9,4l
28538000



Rain

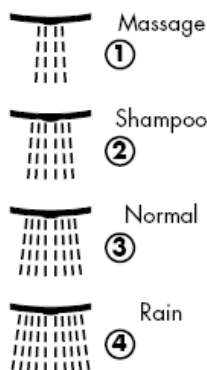
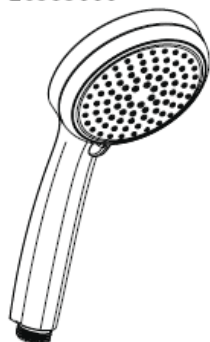


Massage

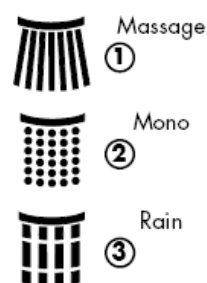
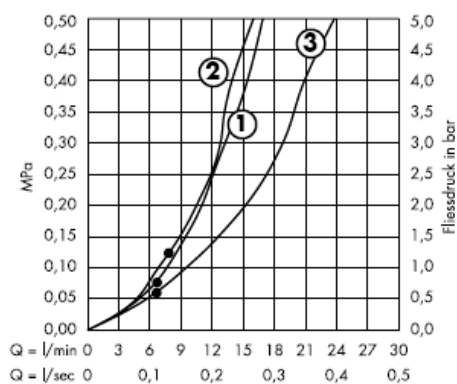
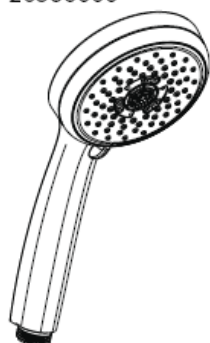


Mono

Croma 100 Vario
28535000

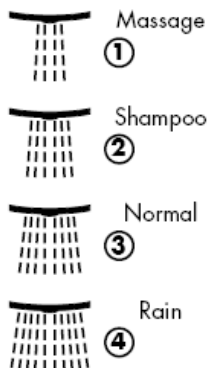
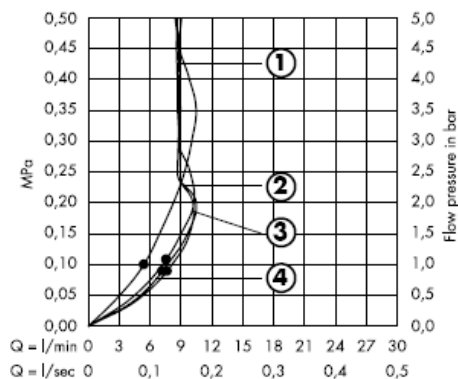
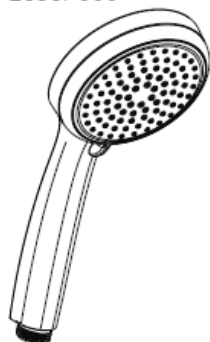


Croma 100 Multi
28536000

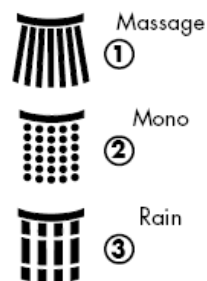
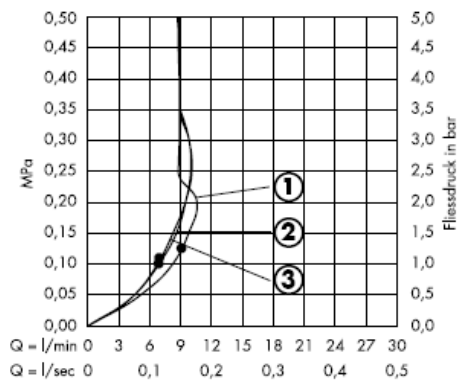
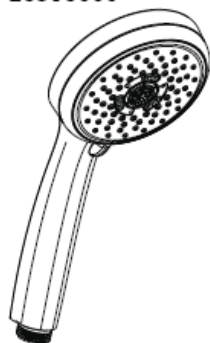


Începând de la • funcționarea este garantată.

Croma 100 Vario 9,4l
28537000

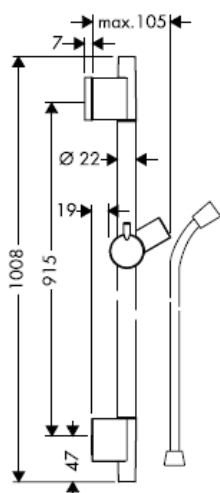


Croma 100 Multi 9,4l
28538000



Începând de la • funcționarea este garantată.

Unica'S Puro
28631XXX



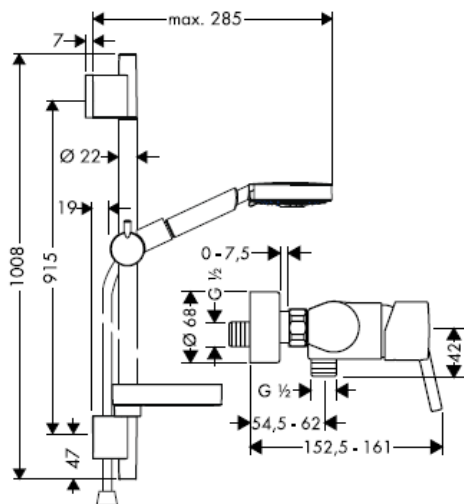
Unica'S Puro
28632XXX



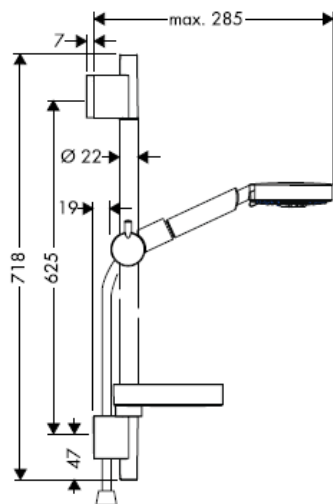
Cassetta'S Puro
28679000



Raindance S 100 AIR 3jet / Unica'S Puro
27880000
Raindance Talis S Combi
27073000



Raindance S 100 AIR 3jet / Unica'S Puro
27882000



Raindance S Combi
27075000



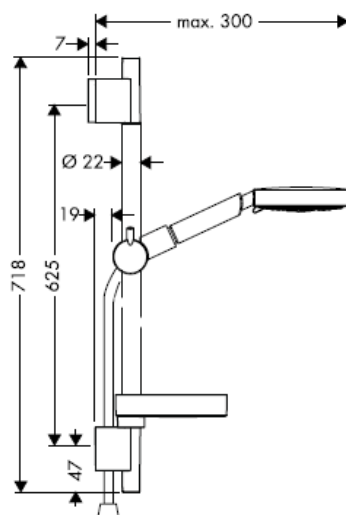
Raindance S Combi
27076000



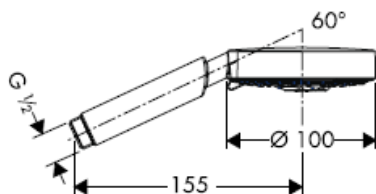
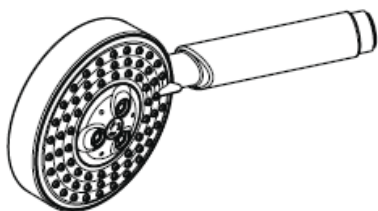
Raindance S 120 AIR 3jet / Unica'S Puro Set
27884000



Raindance S 120 AIR 3jet / Unica'S Puro Set
27886000



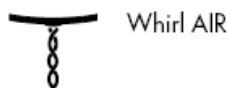
Raindance S 100 AIR 3jet
28504000



Rain AIR

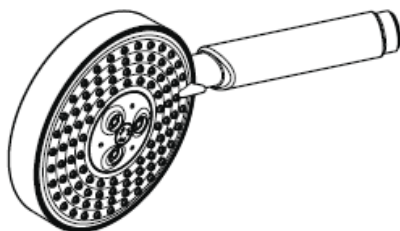


Balance AIR



Whirl AIR

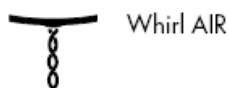
Raindance S 120 AIR 3jet
28514000



Rain AIR



Balance AIR



Whirl AIR


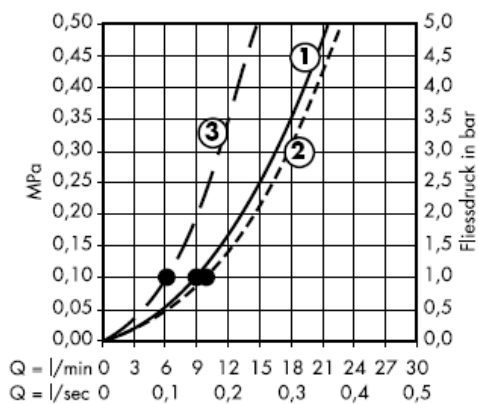
Raindance S 100 AIR 3jet

28504000


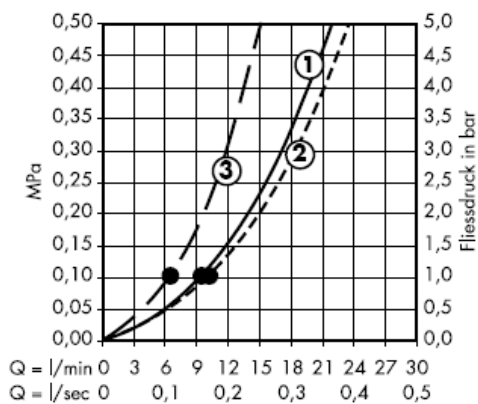
Raindance S 120 AIR 3jet

28514000

Cu garnitură de filtru (A)



Cu garnitură de filtru (B)



Începând de la • funcționarea este garantată.

Dușul de mână poate fi utilizat cu boiler instant de o putere de peste 21 kW și un debit de min. 7 l/min.

Date tehnice

Presiune de funcționare: max. 0,6 MPa

Presiune de funcționare recomandată: 0,1 – 0,4 MPa

(1 MPa = 10 bar = 147 PSI)

Temperatura apei calde: max. 60° C

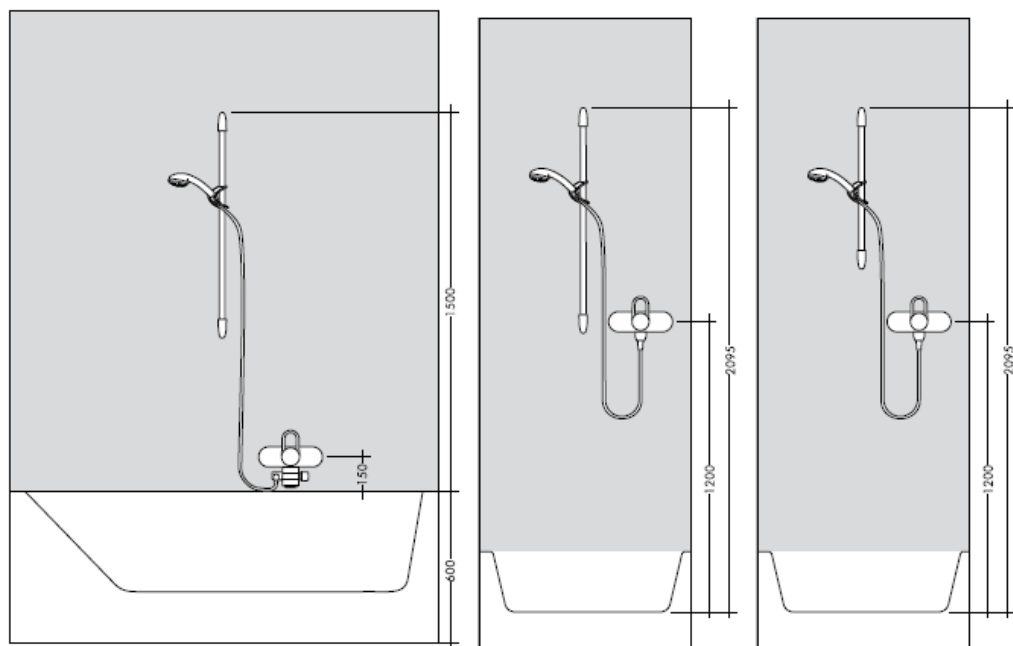
La montarea produsului de către un personal calificat trebuie să fiți atenți ca suprafața, unde se fixează produsul să fie plată pe toată suprafața utilizată (să nu existe rosturi sau faianțe proeminente), peretele să fie adecvat pentru montarea produsului și să nu există zone de rezistență redusă.

Șuruburile și diblurile livrate sunt potrivite pentru ziduri de beton. La alte tipuri de zid respectați instrucțiunile producătorului diblului utilizat.

Certificat de testare

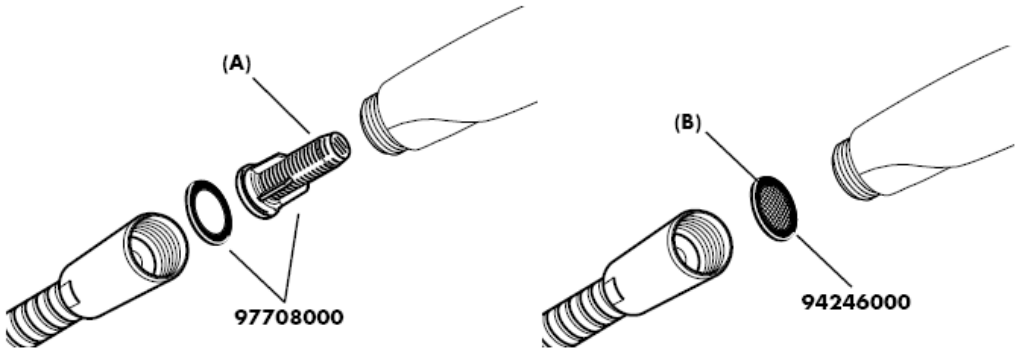
	DVGW	P-IX	SVGW	ACS	NF	WRAS	KIWA
27073000				X			
27076000				X			
27086000				X			
27772000				X			
27775000				X			
27882000				X			
27886000				X			

Reglați dimensiunile la suprafața tencuiei.



Silicon (fără acid acetic!)

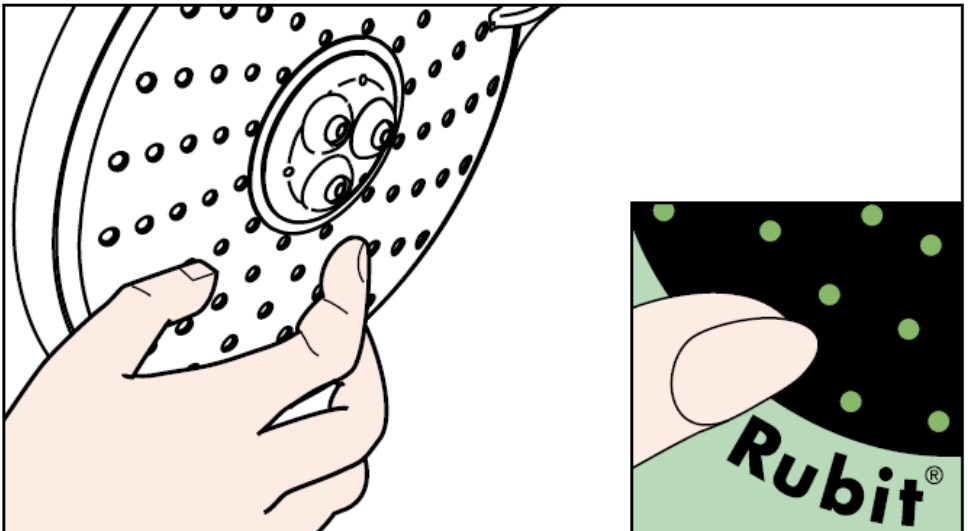




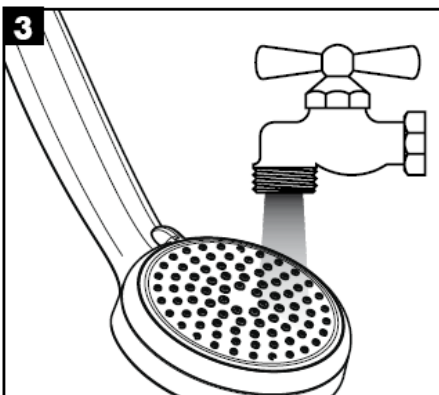
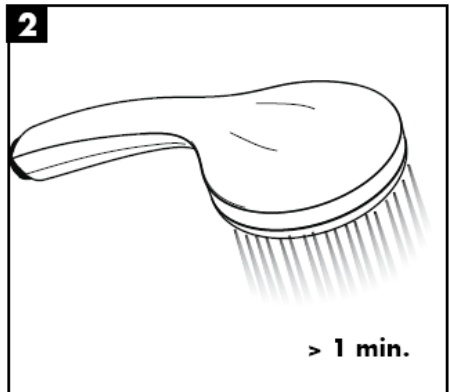
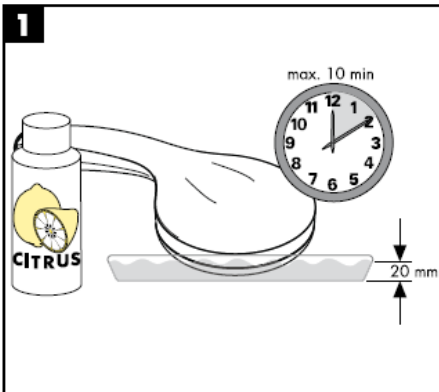
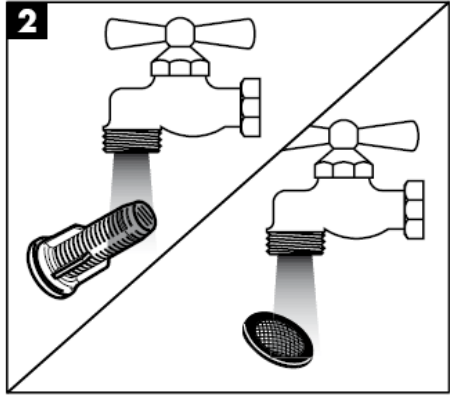
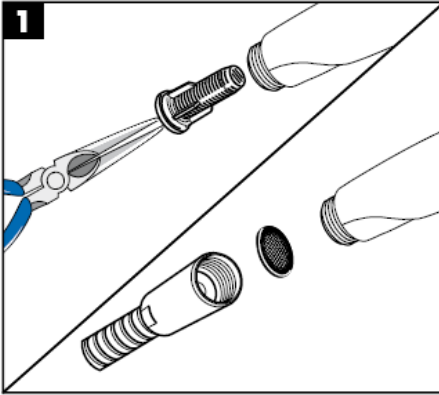
Montați garnitura de filtru (A) livrată cu aparatul pentru asigurarea funcționării corespunzătoare a dușului de mână și pentru evitarea pătrunderii impurităților din rețeaua de apă. Dacă doriți un debit mai mare de apă, montați garnitura sită (B) în locul garniturii de filtru (A). Impuritățile pătrunse pot influența funcționarea dușului de mână și/sau deteriora componentele acestuia, garanția nu acoperă daunele provocate din această cauză.

Curățare

Cu ajutorul sistemului Rubit® puteți să îndepărtați depunerile de calcar de pe diferitele duze de jet de apă prin frecare.



Curățare

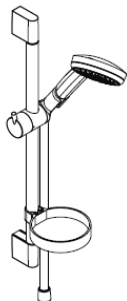


hansgrohe

Οδηγία συναρμολόγησης



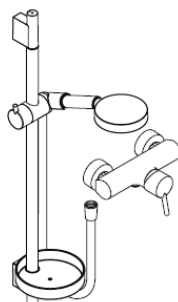
Unica'C
27610000
27611000



**Cromo 100 Vario/
Unica'C Set**
27771000
27772000
27776000

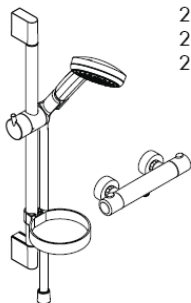


Unica'S Puro
28631XXX
28632XXX

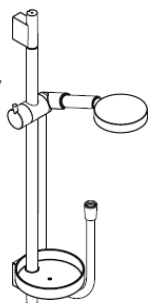


Raindance Talis S Combi
27073000

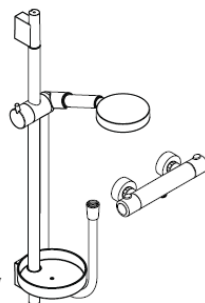
**Cromo 100 Multi/
Unica'C Set**
27774000
27775000
27777000



Cromo 100 Multi Combi
27085000
27086000



**Raindance S 100 AIR 3jet/
Unica'S Puro Set**
27880000
27882000



Raindance S Combi
27075000
27076000

**Raindance S 120 AIR 3jet/
Unica'S Puro Set**
27884000
27886000

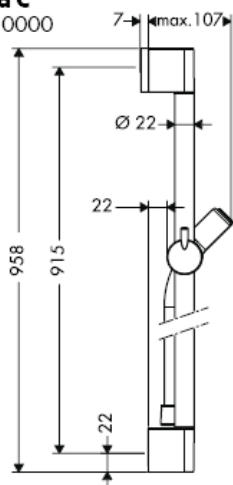
hansgrohe



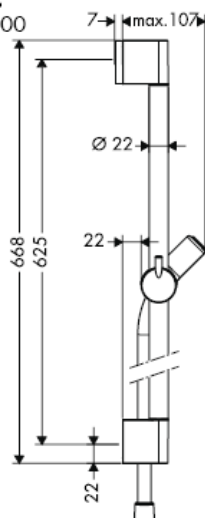
Εγγύηση βέλτιστης λειτουργίας μόνο σε συνδυασμό με καταιονιστήρα χειρός Hansgrohe και σπιράλ Hansgrohe.

Το εύκαμπτο σπιράλ του καταιονιστήρα είναι κατάλληλο μόνο για τη σύνδεση του καταιονιστήρα χειρός με τη βάνα. Δεν επιτρέπεται καμία στρόφιγγα διακοπής μετά το σωλήνα στην κατεύθυνση ροής!

Unica'C
27610000

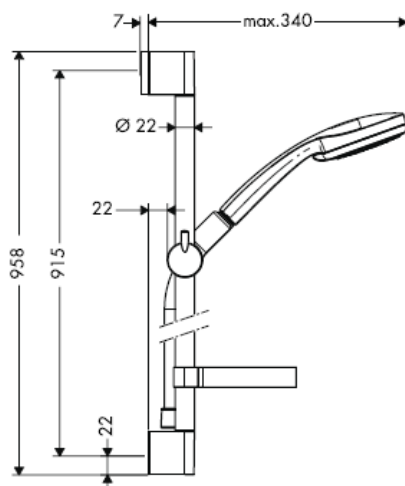


Unica'C
27611000



Croma 100 Vario / Unica'C Set
27771000

Croma 100 Multi / Unica'C Set
27774000

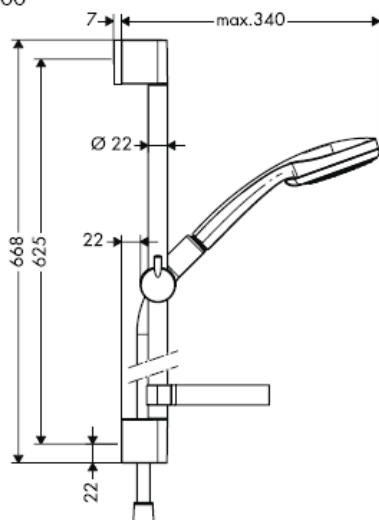


Croma 100 Vario / Unica'C Set
27772000

Croma 100 Multi / Unica'C Set
27775000

Croma 100 Vario 9,4 l / Unica'C Set
27776000

Croma 100 Multi 9,4 l / Unica'C Set
27777000



Croma 100 Multi Combi

27085000

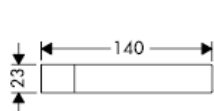


Croma 100 Multi Combi

27086000



Cassetta'C



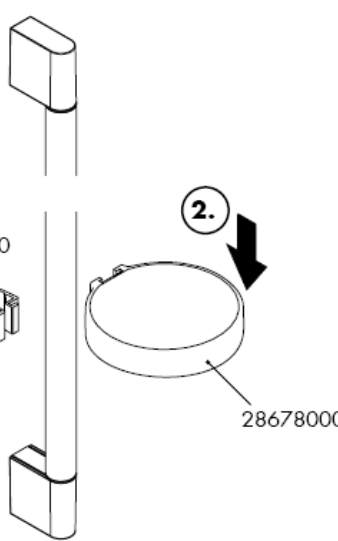
97450000

96189000

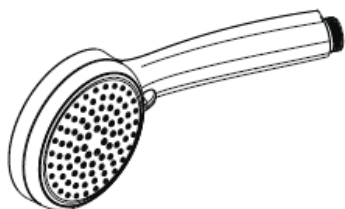


2.

28678000



Croma 100 Vario
28535000
Croma 100 Vario 9,4l
28537000



Rain



Normal

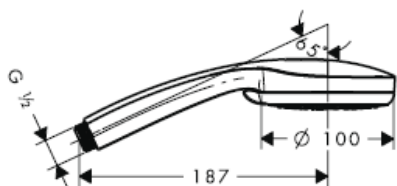
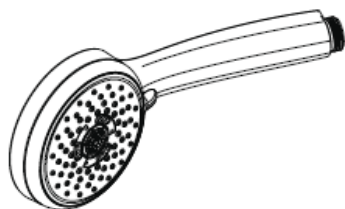


Shampoo



Massage

Croma 100 Multi
28536000
Croma 100 Multi 9,4l
28538000



Rain

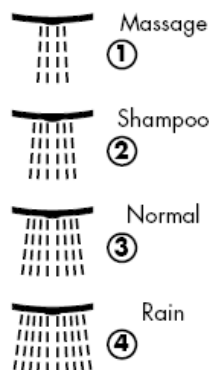
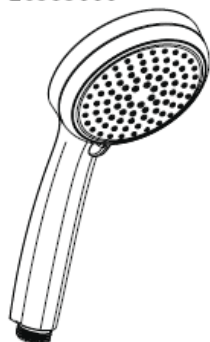


Massage

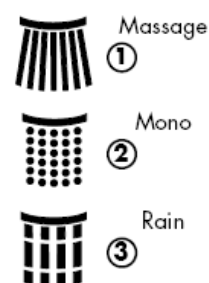
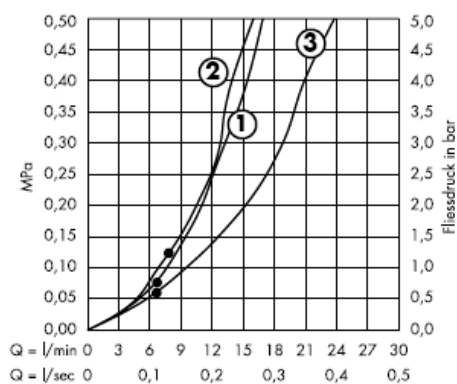
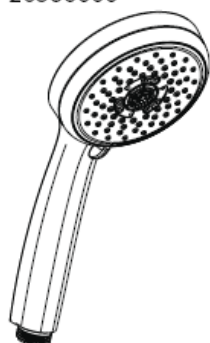


Mono

Croma 100 Vario
28535000

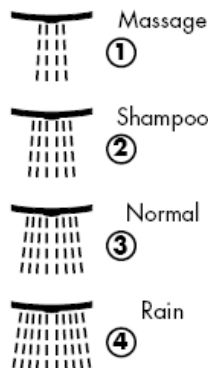
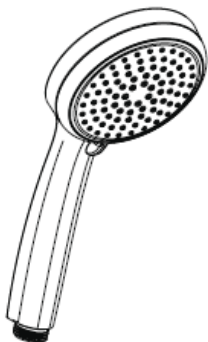


Croma 100 Multi
28536000

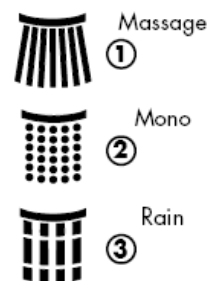
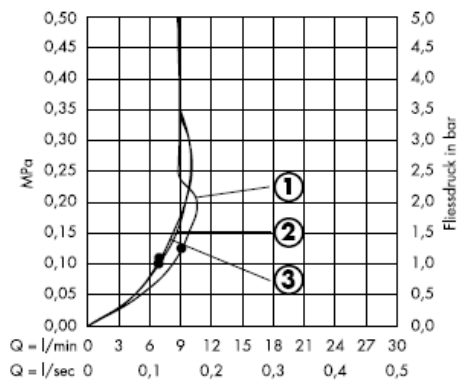
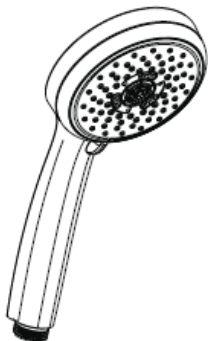


Αυτή η λειτουργία διασφαλίζεται από το σημείο κι έπειτα

Croma 100 Vario 9,4l
28537000



Croma 100 Multi 9,4l
28538000



Αυτή η λειτουργία διασφαλίζεται από το σημείο κι έπειτα

Unica'S Puro
28631XXX



Unica'S Puro
28632XXX



Cassetta'S Puro
28679000



Raindance S 100 AIR 3jet / Unica'S Puro
27880000
Raindance Talis S Combi
27073000



Raindance S 100 AIR 3jet / Unica'S Puro
27882000



Raindance S Combi
27075000



Raindance S Combi
27076000



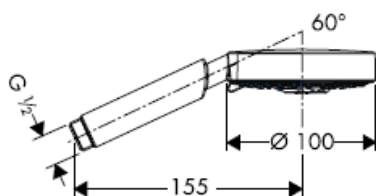
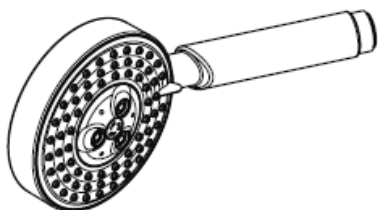
Raindance S 120 AIR 3jet / Unica'S Puro Set
27884000



Raindance S 120 AIR 3jet / Unica'S Puro Set
27886000



Raindance S 100 AIR 3jet
28504000



Rain AIR

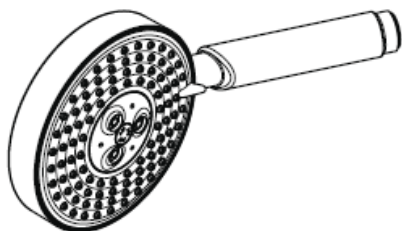


Balance AIR



Whirl AIR

Raindance S 120 AIR 3jet
28514000



Rain AIR




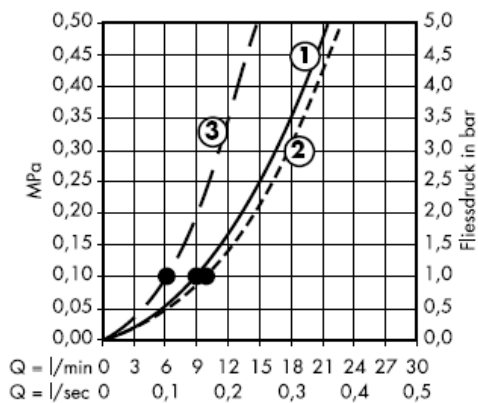
Balance AIR




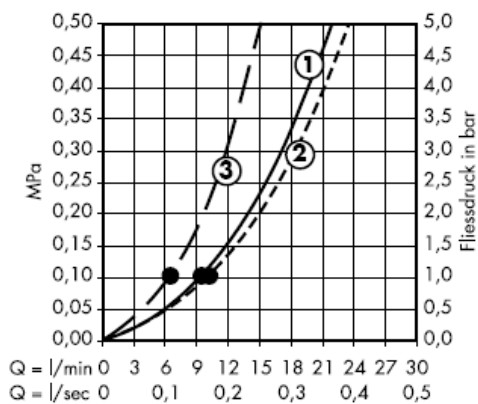
Whirl AIR

Raindance S 100 AIR 3jet
28504000
Raindance S 120 AIR 3jet
28514000

Με προσθήκη φίλτρου (A)



Με στεγανοποιητικό φίλτρο (B)



Αυτή η λειτουργία διασφαλίζεται από το σημείο κι έπειτα

Ο καταιονιστήρας χειρός είναι κατάλληλος για χρήση με ταχυθερμοσίφωνες, από μία απόδοση 21 kW και μία ελάχιστη ροή των 7L/min και άνω.

Τεχνικά Χαρακτηριστικά

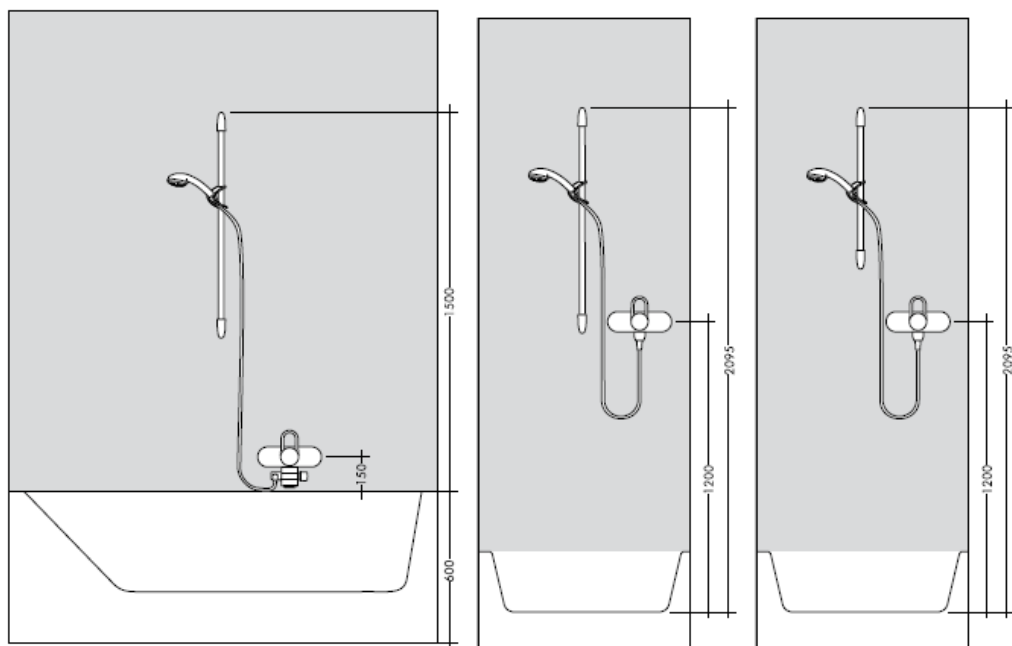
Λειτουργία πίεσης: max. 0,6 MPa
 Συνιστώμενη λειτουργία πίεσης: 0,1 – 0,4 MPa
 (1 MPa = 10 bar = 147 PSI)
 Θερμοκρασία ζεστού νερού: max. 60° C

Κατά τη συναρμολόγηση του προϊόντος από καταρτισμένο και εξειδικευμένο προσωπικό θα πρέπει να δοθεί προσοχή, ώστε η επιφάνεια στερέωσης στη συνολική περιοχή στερέωσης να είναι επίπεδη (να μην υπάρχουν προεξέχοντες αρμοί ή λιθογόμωση πλακιδίων), ώστε η κατασκευή του τοίχου να είναι κατάλληλη για τη συναρμολόγηση του προϊόντος και ώστε η επιφάνεια να μην παρουσιάζει αδύναμα σημεία. Οι συνημμένες βίδες και οι στυλίσκοι ενδείκνυνται μόνο για σκυρόδεμα. Σε άλλες επιτοιχίες κατασκευές θα πρέπει να δοθεί προσοχή στα δεδομένα του Κατασκευαστή των στυλίσκων.

Σήμα ελέγχου

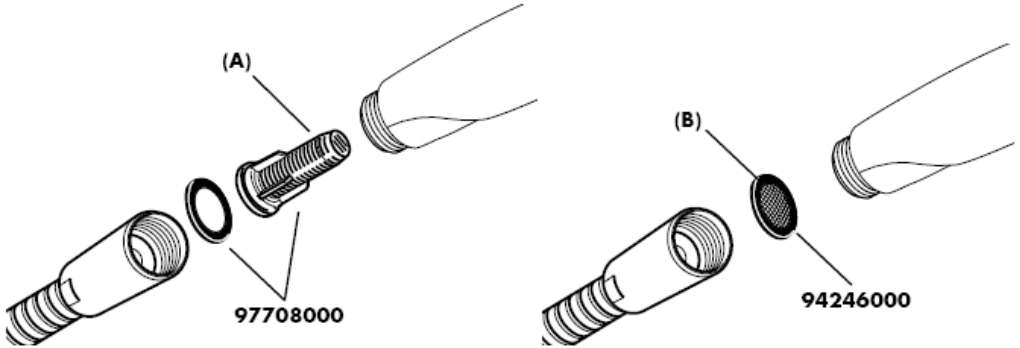
	DVGW	P-IX	SVGW	ACS	NF	WRAS	KIWA
27073000				X			
27076000				X			
27086000				X			
27772000				X			
27775000				X			
27882000				X			
27886000				X			

Προσαρμόστε τις διαστάσεις κατά το δυνατόν στο ράστερ των πλακιδίων.



***** Σιλικόνη (δίχως οξικό οξύ!)

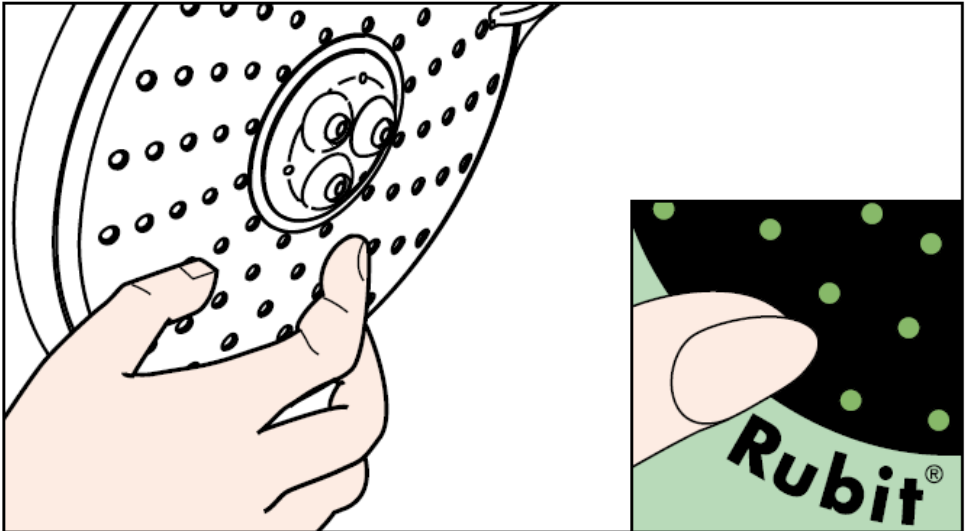




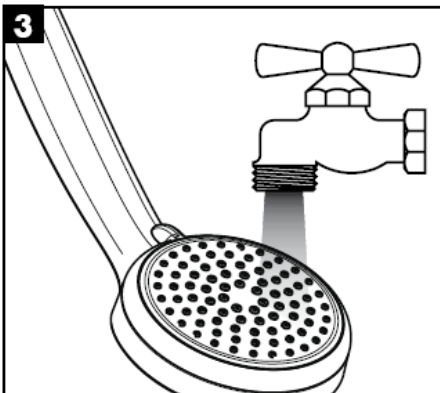
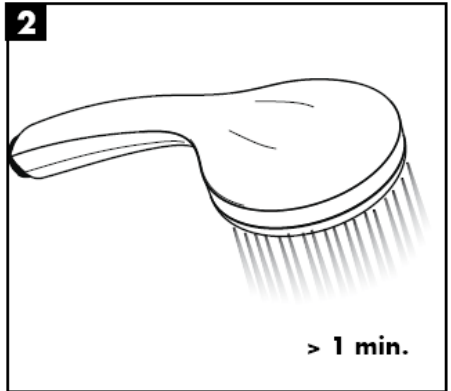
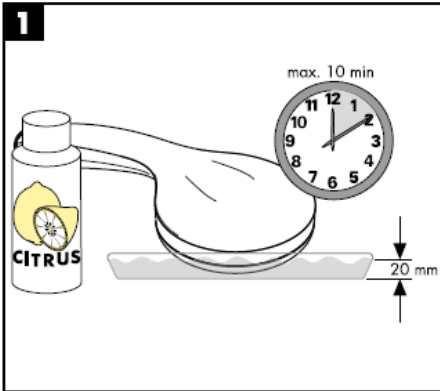
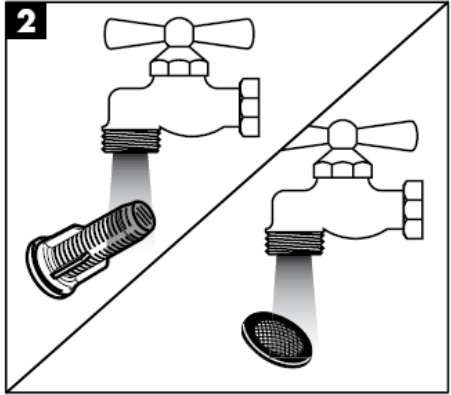
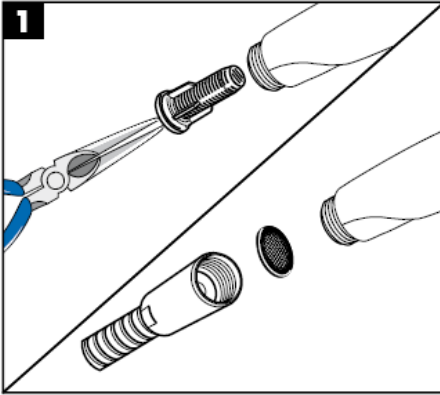
Η συνοδευτική προσθήκη φίλτρου (A) πρέπει να εγκατασταθεί, προκειμένου να διασφαλίσει την κανονική ροή του καταιονιστήρα χειρός και να αποτρέψει την είσοδο ρύπων από το δίκτυο ύδρευσης. Εάν είναι επιθυμητή μία μεγαλύτερη ροή νερού, θα πρέπει, στη θέση της προσθήκης φίλτρου (A) να τοποθετηθεί το στεγανοποιητικό παρέμβυσμα (B). Η είσοδος ρύπων μπορεί να επηρεάσει δυσμενώς τη λειτουργία ή/και να προκαλέσει βλάβες στα λειτουργικά σημεία του καταιονιστήρα χειρός, για τις οποίες ζημιές δεν αναλαμβάνει καμία ευθύνη η εταιρεία Hansgrohe.

Καθαρισμός

Με Rubit®, τη λειτουργία καθαρισμού με το χέρι, μπορούν να απομακρυνθούν με απλό τρίψιμο τα άλατα από τα κανάλια του καταιονιστήρα.

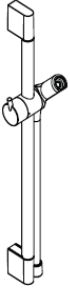


Καθαρισμός

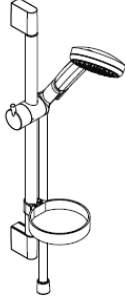


hansgrohe

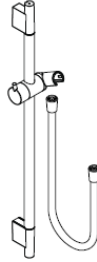
تعليمات التجميع



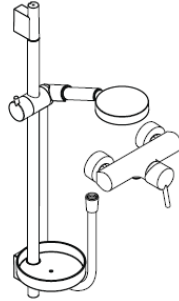
Unica'C
27610000
27611000



**Cromo 100 Vario/
Unica'C Set**
27771000
27772000
27776000

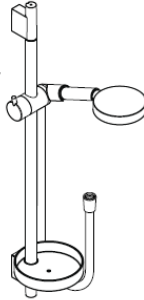


Unica'S Puro
28631XXX
28632XXX

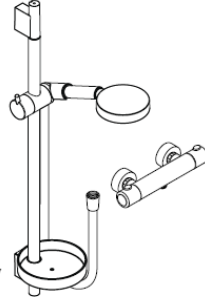


Raindance Talis S Combi
27073000

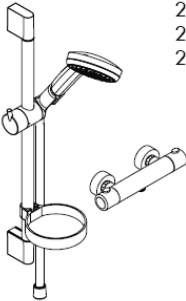
**Cromo 100 Multi/
Unica'C Set**
27774000
27775000
27777000



**Raindance S 100 AIR 3jet/
Unica'S Puro Set**
27880000
27882000



Raindance S Combi
27075000
27076000



Cromo 100 Multi Combi
27085000
27086000

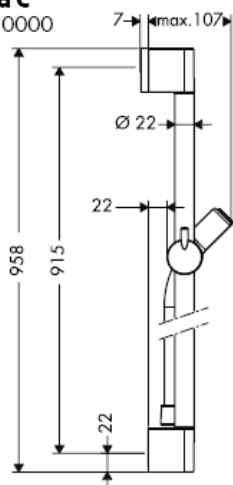
**Raindance S 120 AIR 3jet/
Unica'S Puro Set**
27884000
27886000

hansgrohe

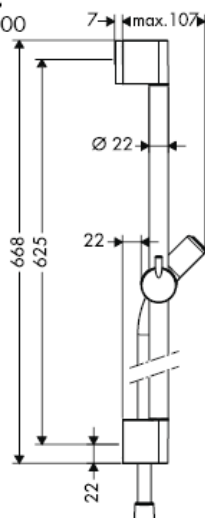


لا يمكن ضمان الحصول على الأداء الأمثل إلا من خلال الجمع بين الدش اليدوي إنتاج هانزجرروه وخراطيم الدش إنتاج هانزجرروه.
لا تصلح خراطيم الدش إلا للتوصيل من الدش إلى الوصلة. حذار من تركيب جهاز إغلاق بين الوصلة والخرطوم.

Unica'C
27610000



Unica'C
27611000



Croma 100 Vario / Unica'C Set
27771000

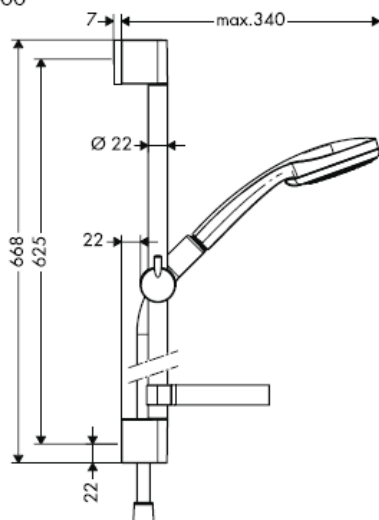
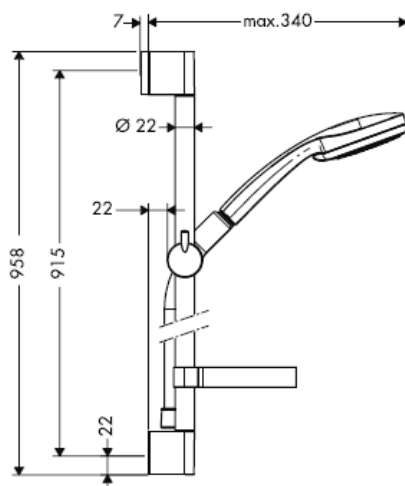
Croma 100 Multi / Unica'C Set
27774000

Croma 100 Vario / Unica'C Set
27772000

Croma 100 Multi / Unica'C Set
27775000

Croma 100 Vario 9,4 l / Unica'C Set
27776000

Croma 100 Multi 9,4 l / Unica'C Set
27777000



Croma 100 Multi Combi

27085000

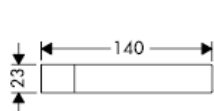


Croma 100 Multi Combi

27086000



Cassetta'C



97450000

96189000

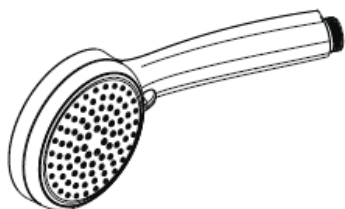


2.

28678000



Croma 100 Vario
28535000
Croma 100 Vario 9,4l
28537000



Rain



Normal

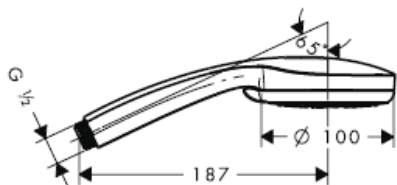
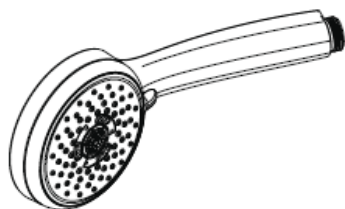


Shampoo



Massage

Croma 100 Multi
28536000
Croma 100 Multi 9,4l
28538000



Rain

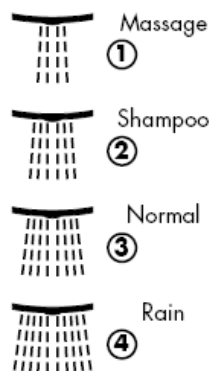
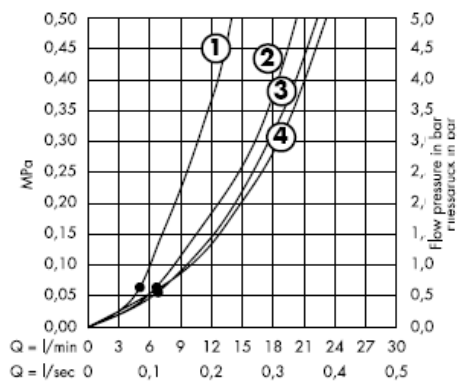
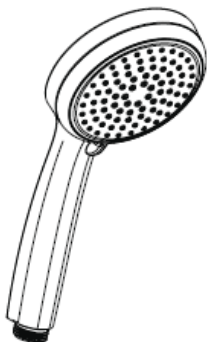


Massage

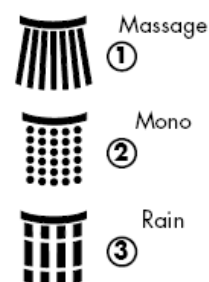
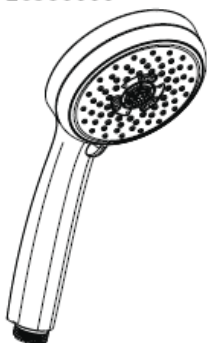


Mono

Croma 100 Vario
28535000

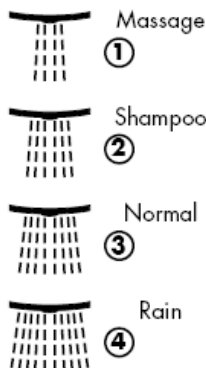
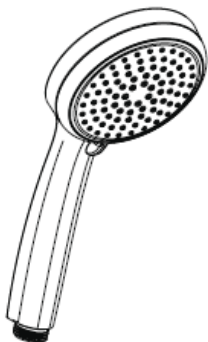


Croma 100 Multi
28536000

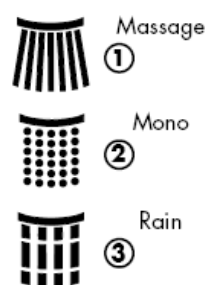
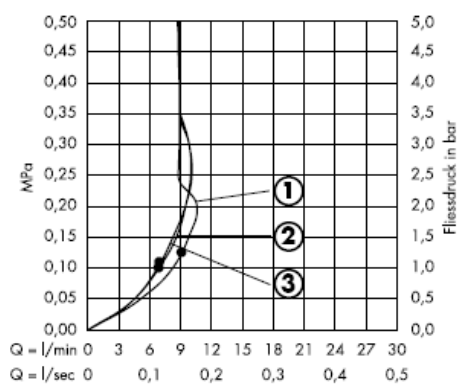
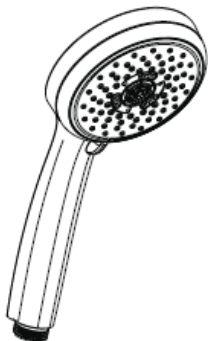


من • الوظيفة مضمونة.

Croma 100 Vario 9,4l
28537000



Croma 100 Multi 9,4l
28538000



من • الوظيفة مضمونة.

Unica'S Puro
28631XXX



Unica'S Puro
28632XXX



Cassetta'S Puro
28679000



Raindance S 100 AIR 3jet / Unica'S Puro
27880000
Raindance Talis S Combi
27073000



Raindance S 100 AIR 3jet / Unica'S Puro
27882000



Raindance S Combi
27075000



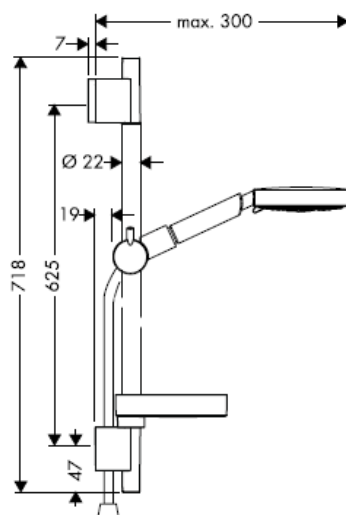
Raindance S Combi
27076000



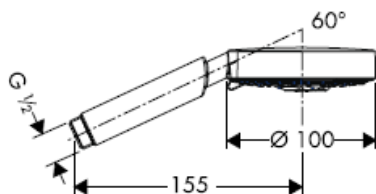
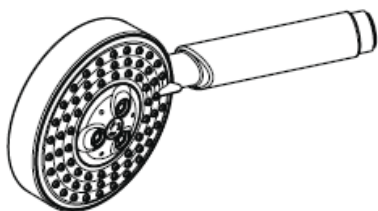
Raindance S 120 AIR 3jet / Unica'S Puro Set
27884000



Raindance S 120 AIR 3jet / Unica'S Puro Set
27886000



Raindance S 100 AIR 3jet
28504000



Rain AIR

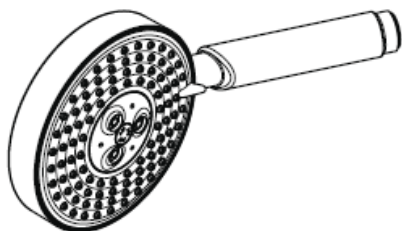


Balance AIR



Whirl AIR

Raindance S 120 AIR 3jet
28514000



Rain AIR



Balance AIR



Whirl AIR

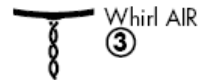
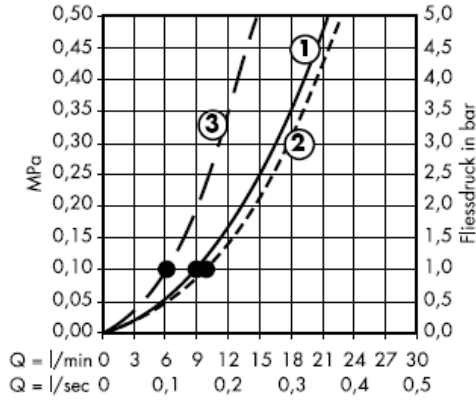
Raindance S 100 AIR 3jet

28504000


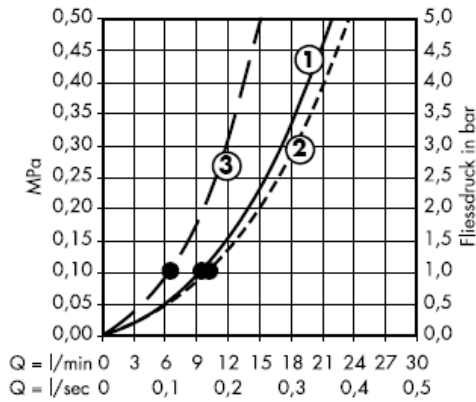
Raindance S 120 AIR 3jet

28514000

(A) بوليصة المرشح



(B) مع أجزاء المرشح



من • الوظيفة مضمونة.

يصلح الدش اليدوي للاستخدام مع سخانات المياه ذات التدفق المستمر التي يبلغ خرج الحرارة منها 21 كيلو وات وحد أدنى من التدفق المار بها يبلغ 7 لتر / الدقيقة.

المواصفات الفنية

max. 0,6 MPa

0,1 – 0,4 MPa

max. 60° C

ضغط التشغيل:

ضغط التشغيل الموصى به:

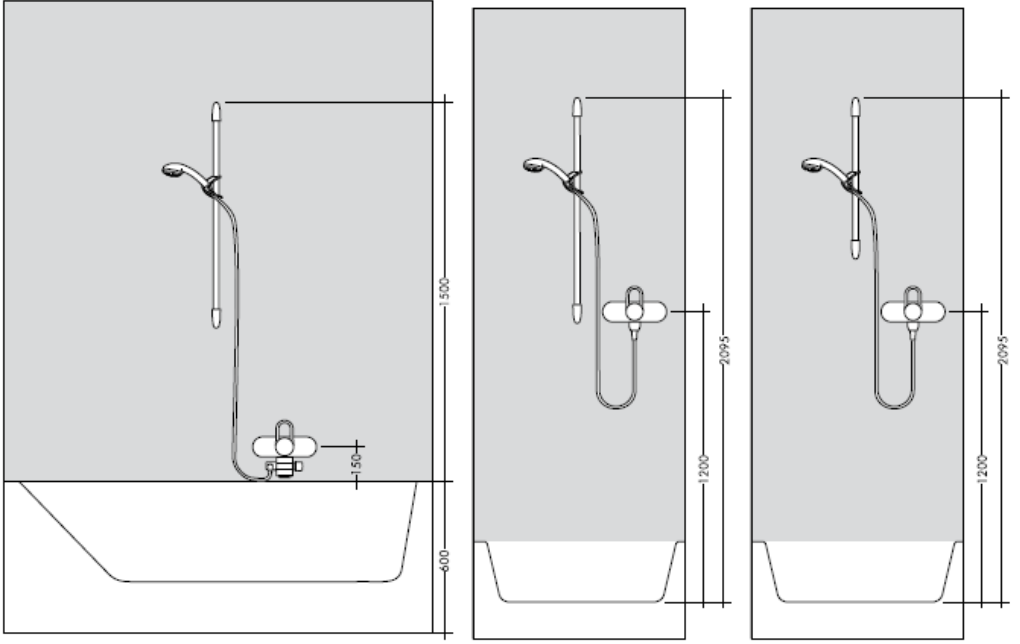
(1 MPa = 147 PSI = 10 بار)

درجة حرارة الماء الساخن:

شهادة اختبار

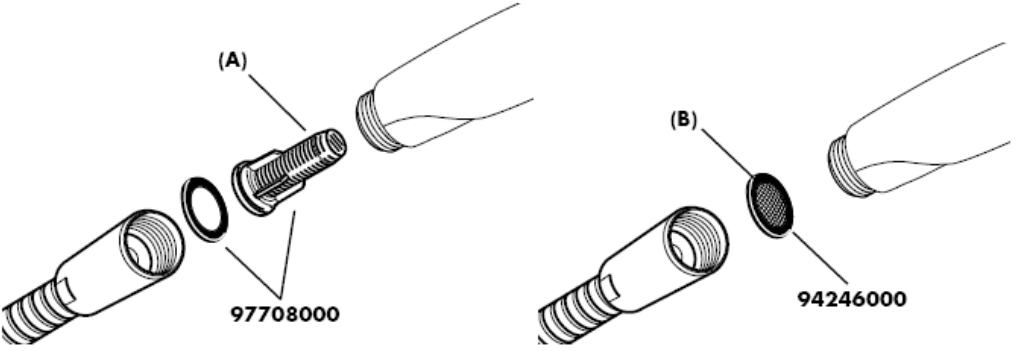
	DVGW	P-IX	SVGW	ACS	NF	WRAS	KIWA
27073000				X			
27076000				X			
27086000				X			
27772000				X			
27775000				X			
27882000				X			
27886000				X			

قم بضبط الأبعاد حسب شكل البلاط إذا لزم الأمر.



* سيليكون (خالي من حمض الخليك!)

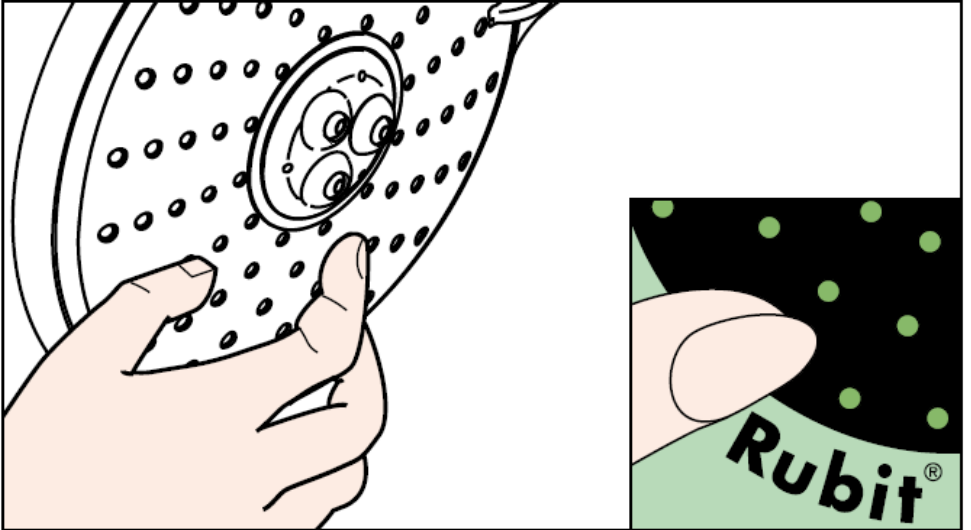


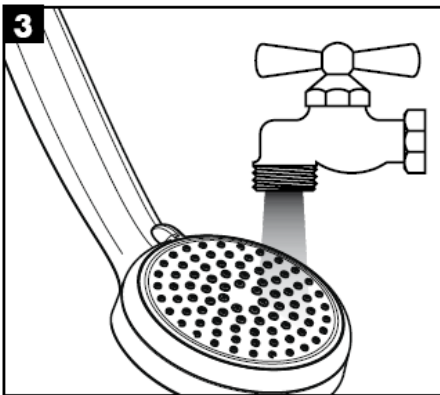
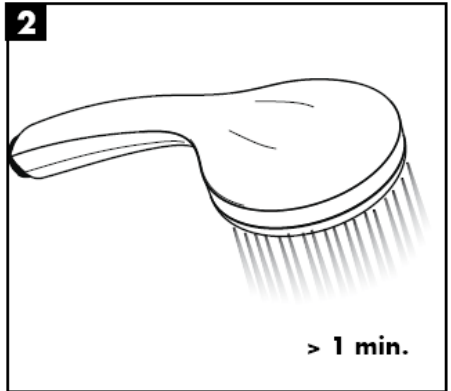
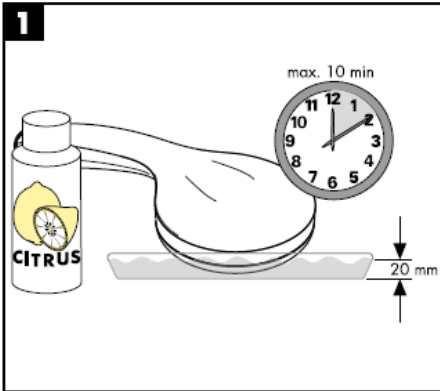
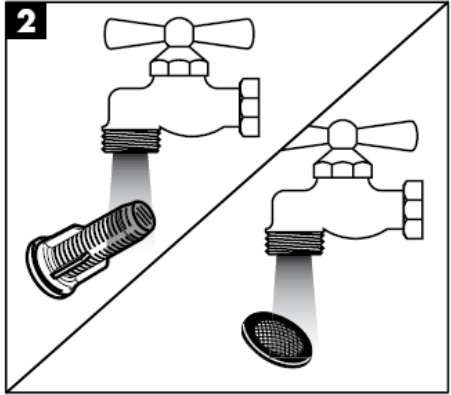
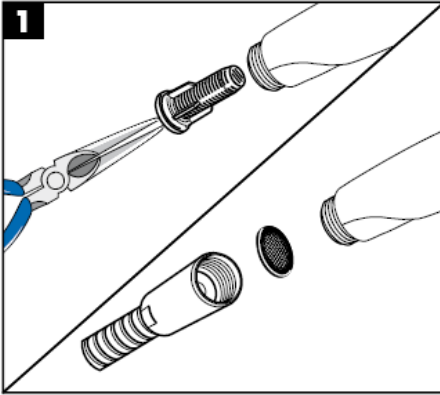


يجب استخدام وليجة المرشح (A) لضمان الحصول على معدل التدفق القياسي وحماية الدش اليدوي من الأوساخ التي تحملها شبكة المواسير. هل تريد الحصول على معدل تدفق أعلى؟ إذن يجب أن تستخدم حشوية المرشح (B) بدلاً من وليجة المرشح (A). حيث تؤدي الأوساخ الواردة إلى حدوث أعطال أو / وقد تتسبب في تلف أجزاء من من الدش اليدوي، ومثل هذه الأعطال تلغي كافة المطالبات الخاصة بالمسؤولية أو الضمان.

التنظيف

لا تحتاج وظيفة تنظيف سوى قدر بسيط من الفك باليد لإزالة القشور الجيرية من قنوات الرشاش.



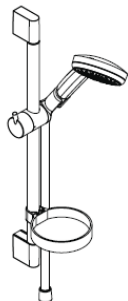


hansgrohe

Navodila za montažo



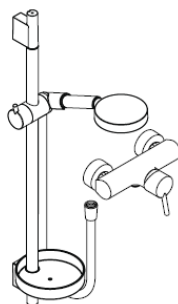
Unica'C
27610000
27611000



**Cromo 100 Vario/
Unica'C Set**
27771000
27772000
27776000

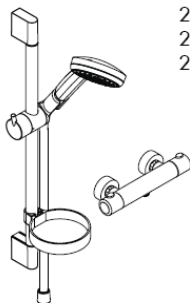


Unica'S Puro
28631XXX
28632XXX

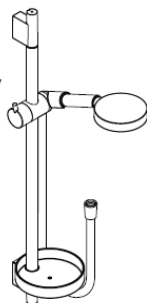


Raindance Talis S Combi
27073000

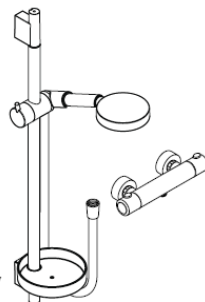
**Cromo 100 Multi/
Unica'C Set**
27774000
27775000
27777000



Cromo 100 Multi Combi
27085000
27086000



**Raindance S 100 AIR 3jet/
Unica'S Puro Set**
27880000
27882000



Raindance S Combi
27075000
27076000

**Raindance S 120 AIR 3jet/
Unica'S Puro Set**
27884000
27886000

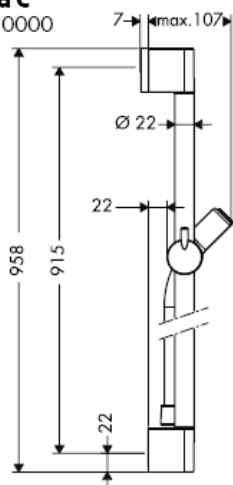
hansgrohe



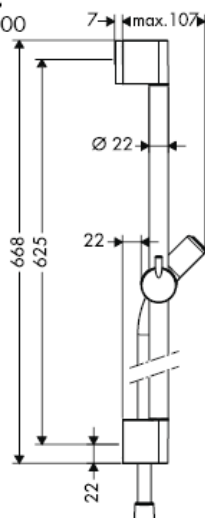
Optimalno delovanje je zagotovljeno le v povezavi z ročnimi prhami Hansgrohe in gibkimi cevmi za prho Hansgrohe.

Gibke cevi za prho so primerne le za povezavo prhe in armature. Naprave za zapiranje pretoka vode nikoli ne nameščajte med armaturo in cev.

Unica'C
27610000



Unica'C
27611000



Croma 100 Vario / Unica'C Set
27771000

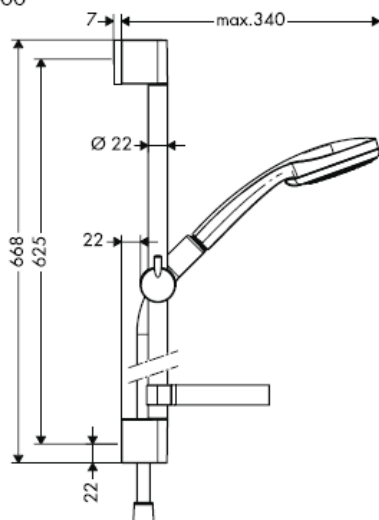
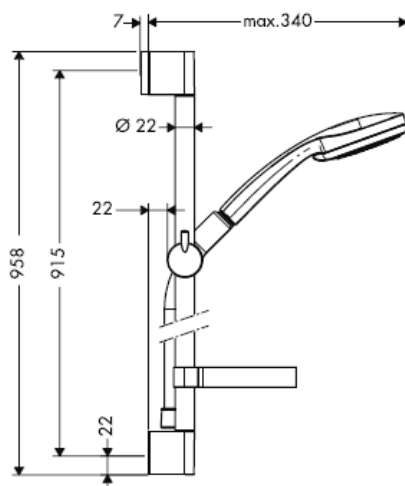
Croma 100 Multi / Unica'C Set
27774000

Croma 100 Vario / Unica'C Set
27772000

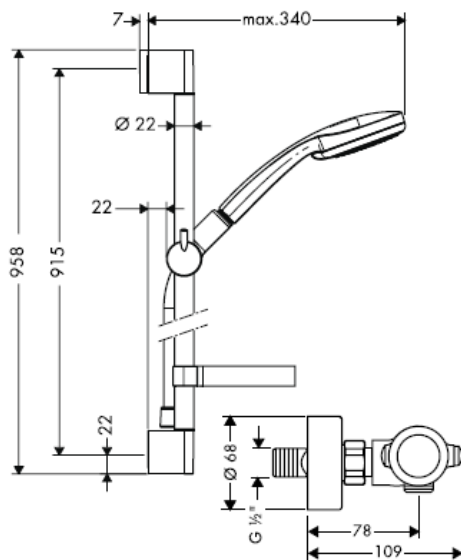
Croma 100 Multi / Unica'C Set
27775000

Croma 100 Vario 9,4 l / Unica'C Set
27776000

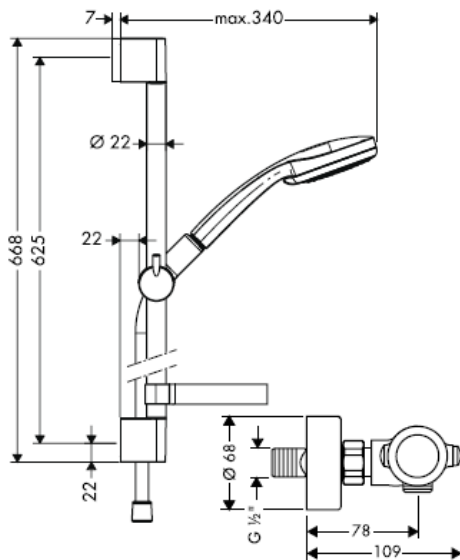
Croma 100 Multi 9,4 l / Unica'C Set
27777000



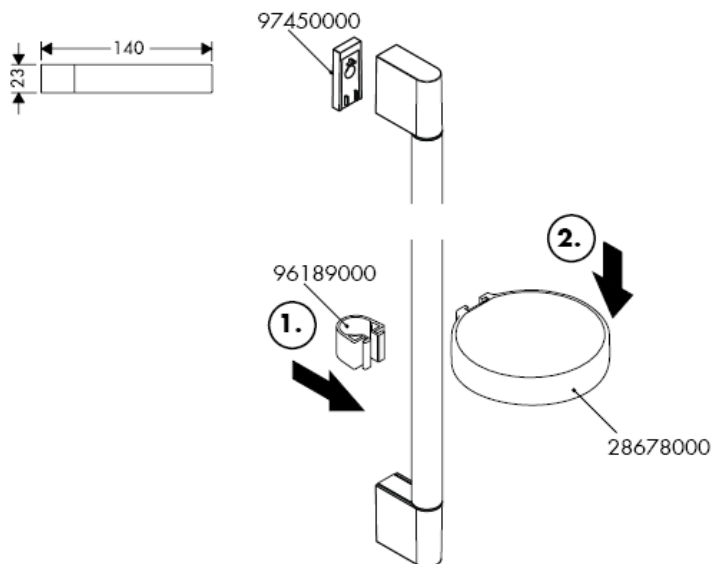
Croma 100 Multi Combi
27085000



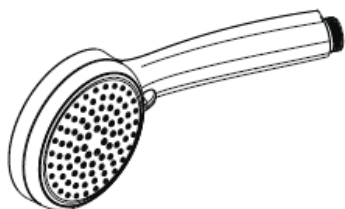
Croma 100 Multi Combi
27086000



Cassetta'C



Croma 100 Vario
28535000
Croma 100 Vario 9,4l
28537000



Rain



Normal

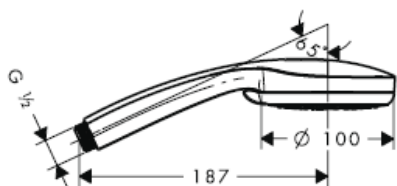
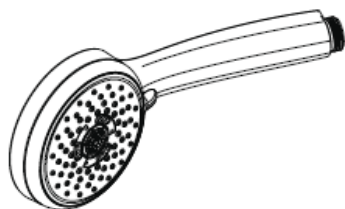


Shampoo



Massage

Croma 100 Multi
28536000
Croma 100 Multi 9,4l
28538000



Rain

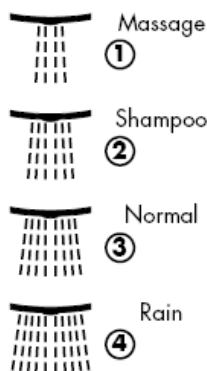
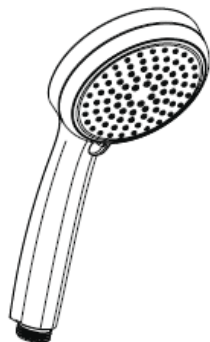


Massage

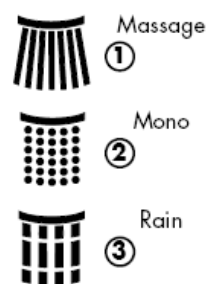
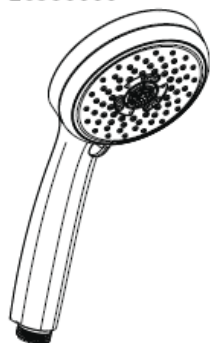


Mono

Croma 100 Vario
28535000

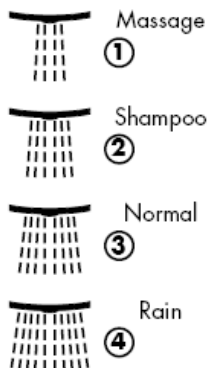
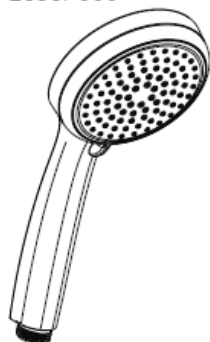


Croma 100 Multi
28536000

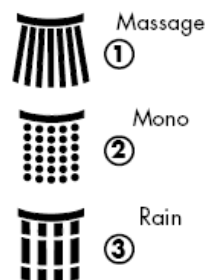
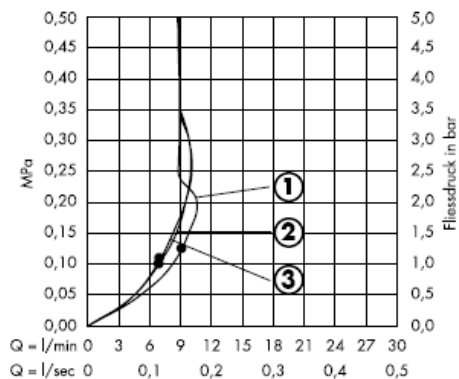
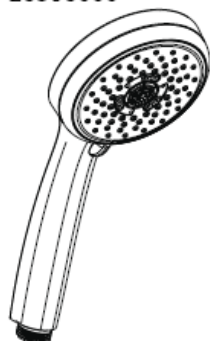


Od • je delovanje zagotovljeno.

Croma 100 Vario 9,4l
28537000



Croma 100 Multi 9,4l
28538000



A partir de • le fonctionnement est garanti.

Unica'S Puro
28631XXX



Unica'S Puro
28632XXX



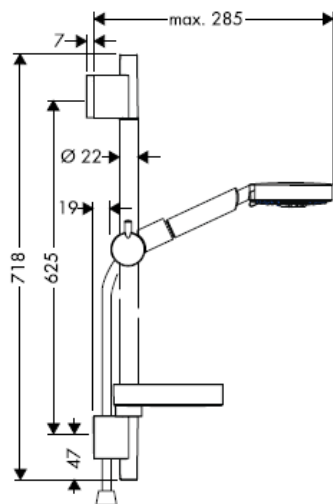
Cassetta'S Puro
28679000



Raindance S 100 AIR 3jet / Unica'S Puro
27880000
Raindance Talis S Combi
27073000



Raindance S 100 AIR 3jet / Unica'S Puro
27882000



Raindance S Combi
27075000



Raindance S Combi
27076000



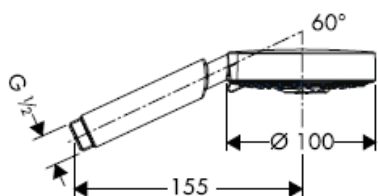
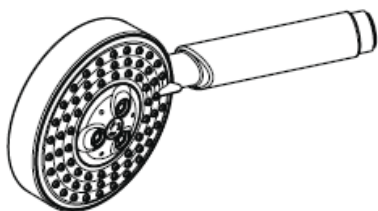
Raindance S 120 AIR 3jet / Unica'S Puro Set
27884000



Raindance S 120 AIR 3jet / Unica'S Puro Set
27886000



Raindance S 100 AIR 3jet
28504000



Rain AIR

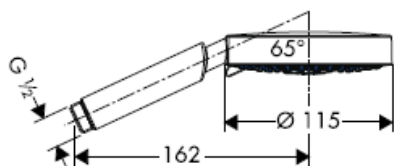
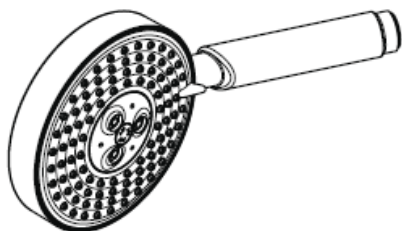


Balance AIR



Whirl AIR

Raindance S 120 AIR 3jet
28514000



Rain AIR



Balance AIR



Whirl AIR


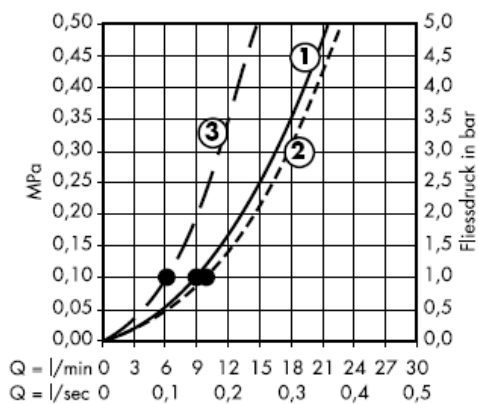
Raindance S 100 AIR 3jet

28504000


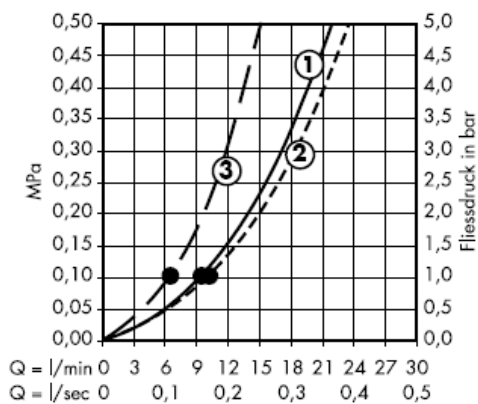
Raindance S 120 AIR 3jet

28514000

S filtrirnim vložkom (A)



S filtrino mrežico (B)



Od • je delovanje zagotovljeno.

Ročna prha je primerna za uporabo s pretočnimi grelniki zmogljivosti nad 21 kW in minimalnim pretokom 7 l/min.

Tehnični podatki

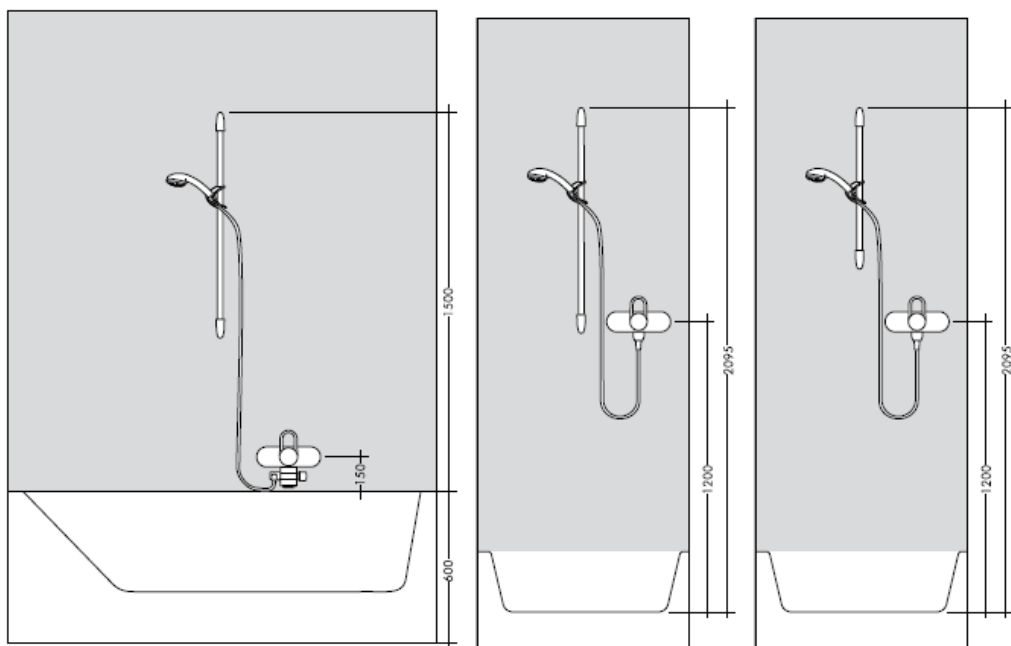
Delovni tlak: max. 0,6 MPa
 Priporočeni delovni tlak: 0,1 – 0,4 MPa
 (1 MPa = 10 bar = 147 PSI)
 Temperatura tople vode: max. 60° C

Kamorkoli bo pogodbenik namestil izdelek, mora poskrbeti, da je celotno območje stene na katero bo plošča nameščena ravno (brez štrlečih fug ali robov ploščic), ter da je struktura stene primerna za namestitve in je brez šibkih točk. Priloženi vijaki in ležaji so primerni le za beton. Za ostale zidne konstrukcije je potrebno upoštevati proizvajalčeva navodila.

Preskusni znak

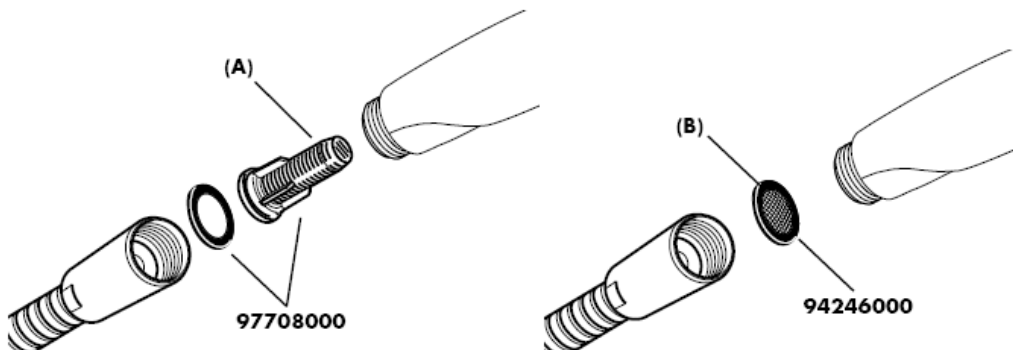
	DVGW	P-IX	SVGW	ACS	NF	WRAS	KIWA
27073000				X			
27076000				X			
27086000				X			
27772000				X			
27775000				X			
27882000				X			
27886000				X			

Mere kar najbolj prilagodite vzorcu ploščic.



* Silikon (brez očetne kisline)

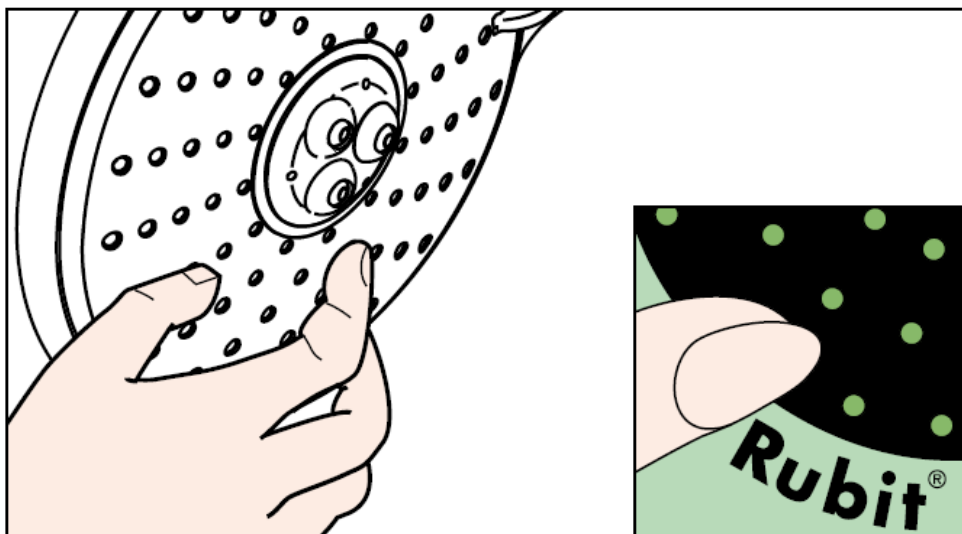




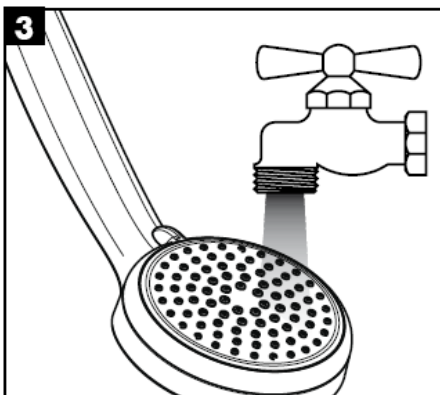
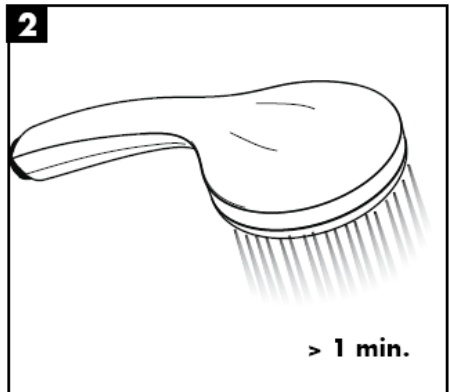
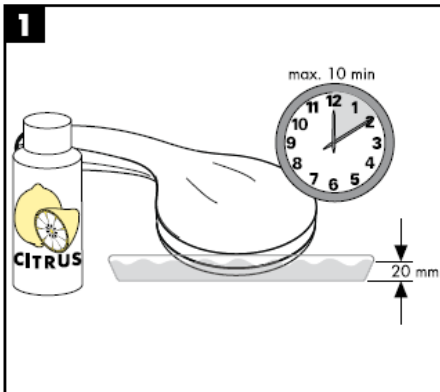
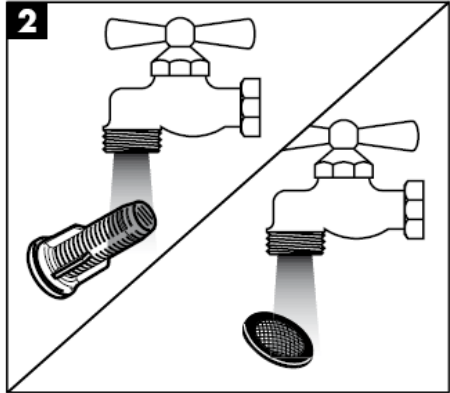
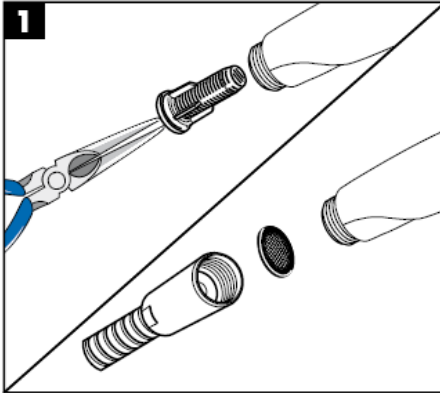
Priloženi filtrirni vložek (A) je potrebno vgraditi, da zagotovimo standardni pretok in zaščitimo ročno prho pred umazanijo iz vodovodne napeljave. Če želite večji pretok vode, je namesto filtrirnega vložka (A) potrebno vstaviti filtrirno mrežico (B). Umazanija lahko okvari ali poškoduje dele ročne prhe. Za tako nastalo škodo Hansgrohe ne odgovarja.

Čiščenje

Z Rubit®, ročno čistilno funkcijo, lahko s šob očistimo vodni kamen tako, da šobe enostavno podrgnemo.



Čiščenje

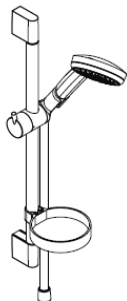


hansgrohe

Paigaldusjuhend



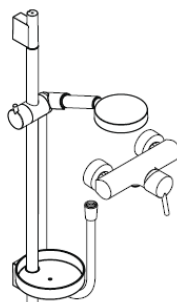
Unica'C
27610000
27611000



**Cromo 100 Vario/
Unica'C Set**
27771000
27772000
27776000

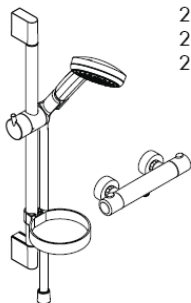


Unica'S Puro
28631XXX
28632XXX

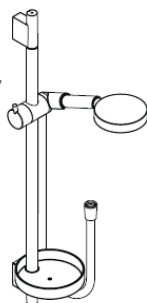


Raindance Talis S Combi
27073000

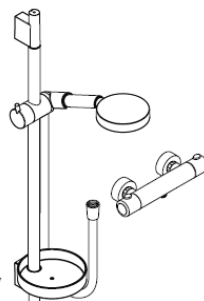
**Cromo 100 Multi/
Unica'C Set**
27774000
27775000
27777000



Cromo 100 Multi Combi
27085000
27086000



**Raindance S 100 AIR 3jet/
Unica'S Puro Set**
27880000
27882000



Raindance S Combi
27075000
27076000

**Raindance S 120 AIR 3jet/
Unica'S Puro Set**
27884000
27886000

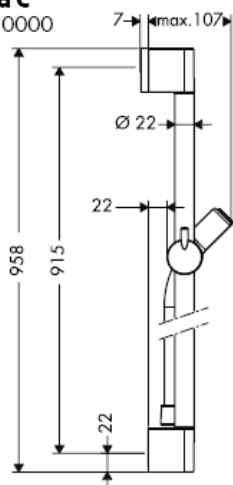
hansgrohe



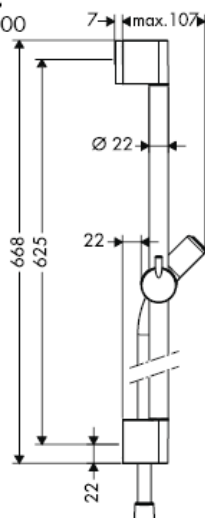
Optimaalne funktsioneerimine on garanteeritud ainult koos Hansgrohe käsiduššide ja Hansgrohe dušivoolikutega.

Dušivoolikud sobivad üksnes duši ühendamiseks segistitega. Mingil juhul ei tohi vooliku ja segisti vahele asetada sulgurit.

Unica'C
27610000



Unica'C
27611000



Croma 100 Vario / Unica'C Set
27771000

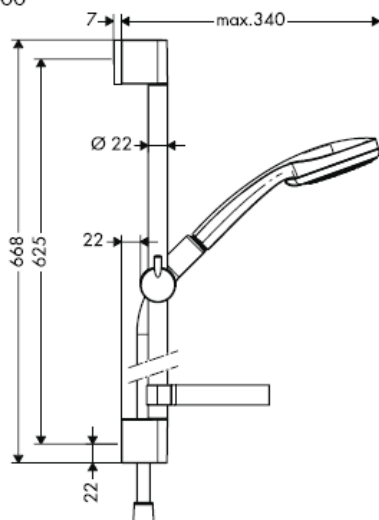
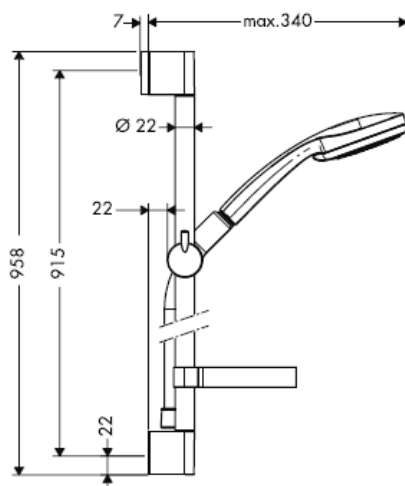
Croma 100 Multi / Unica'C Set
27774000

Croma 100 Vario / Unica'C Set
27772000

Croma 100 Multi / Unica'C Set
27775000

Croma 100 Vario 9,4 l / Unica'C Set
27776000

Croma 100 Multi 9,4 l / Unica'C Set
27777000



Croma 100 Multi Combi

27085000

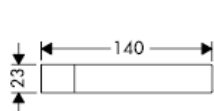


Croma 100 Multi Combi

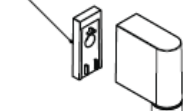
27086000



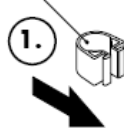
Cassetta'C



97450000



96189000

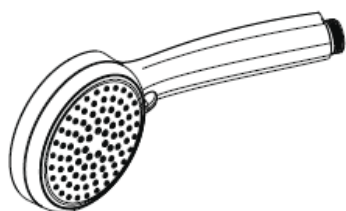


2.



28678000

Croma 100 Vario
28535000
Croma 100 Vario 9,4l
28537000



Rain



Normal

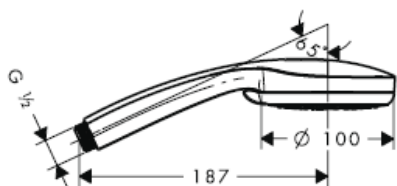
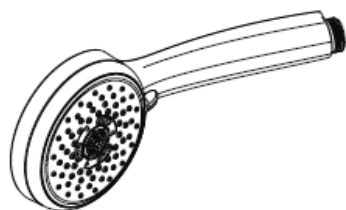


Shampoo



Massage

Croma 100 Multi
28536000
Croma 100 Multi 9,4l
28538000



Rain

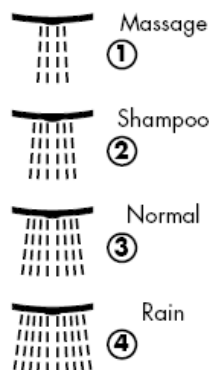
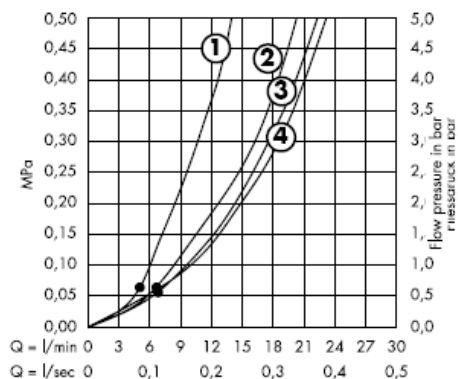
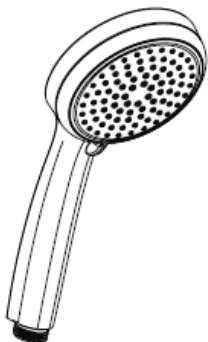


Massage

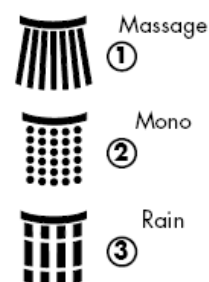
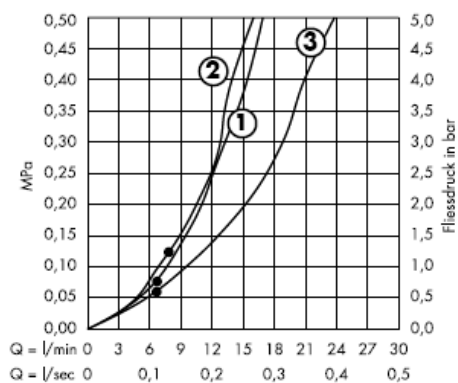
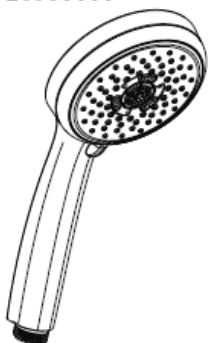


Mono

Croma 100 Vario
28535000

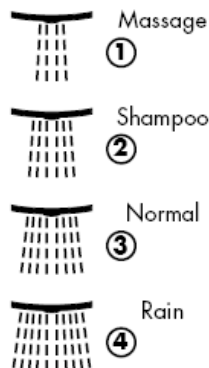
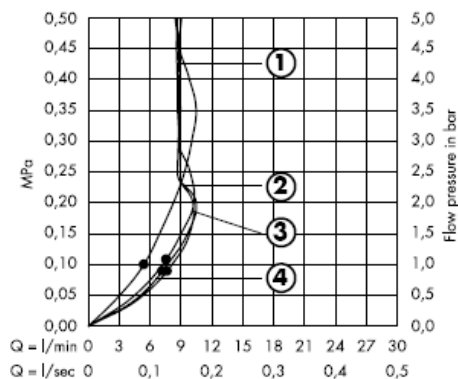
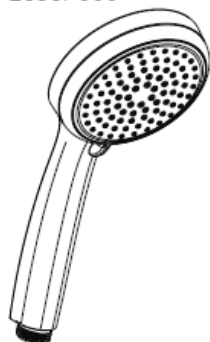


Croma 100 Multi
28536000

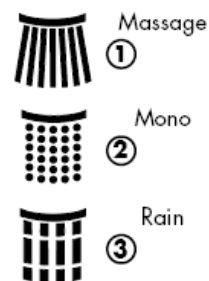
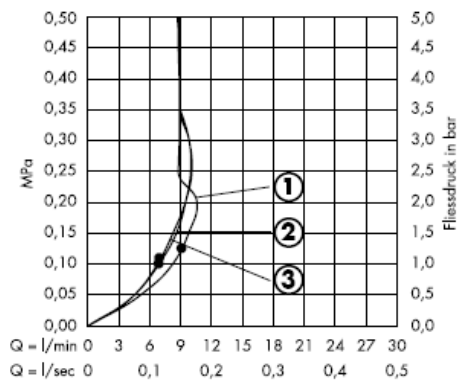
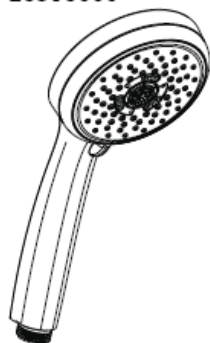


Alates • on funktsioneerimine garanteeritud

Croma 100 Vario 9,4l
28537000



Croma 100 Multi 9,4l
28538000



Alates • on funktsioneerimine garanteeritud

Unica'S Puro
28631XXX



Unica'S Puro
28632XXX



Cassetta'S Puro
28679000



Raindance S 100 AIR 3jet / Unica'S Puro
27880000
Raindance Talis S Combi
27073000



Raindance S 100 AIR 3jet / Unica'S Puro
27882000



Raindance S Combi
27075000



Raindance S Combi
27076000



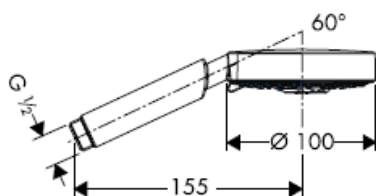
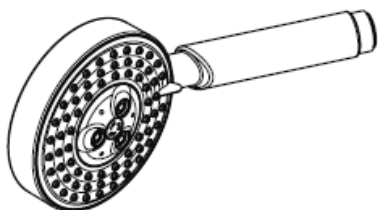
Raindance S 120 AIR 3jet / Unica'S Puro Set
27884000



Raindance S 120 AIR 3jet / Unica'S Puro Set
27886000



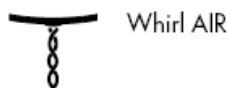
Raindance S 100 AIR 3jet
28504000



Rain AIR

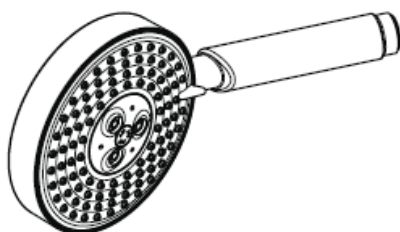


Balance AIR



Whirl AIR

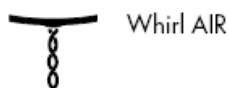
Raindance S 120 AIR 3jet
28514000



Rain AIR



Balance AIR



Whirl AIR


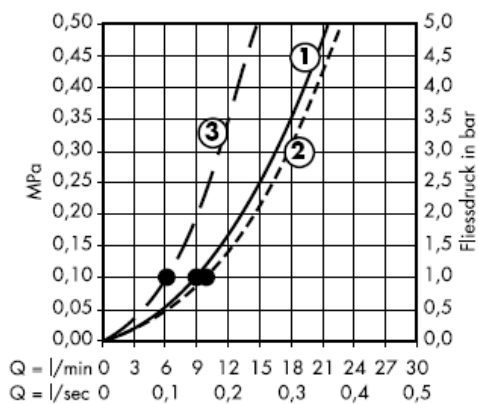
Raindance S 100 AIR 3jet

28504000


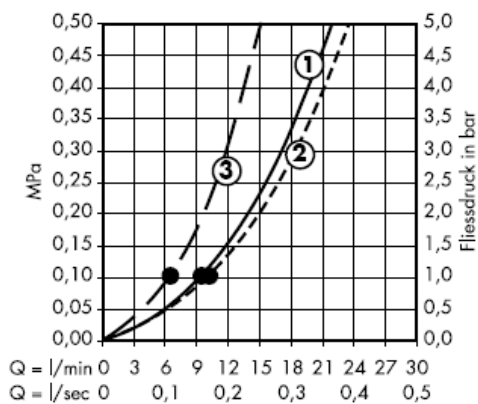
Raindance S 120 AIR 3jet

28514000

Filtriga (A)



Sõeltihendiga B



Alates • on funktsioneerimine garanteeritud

Käsidušši sobib kasutada boiler, mille võimsus on alates 21 kW ning minimaalne läbivool 7 l/min.

Tehnilised andmed

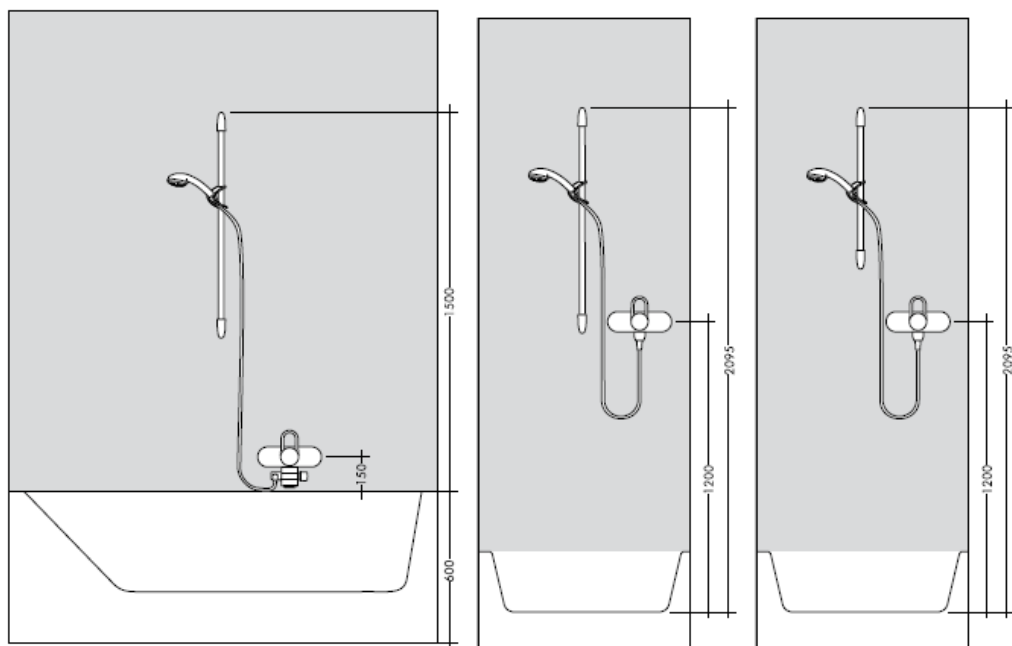
Töörõhk max. 0,6 MPa
 Soovitatav töörõhk: 0,1 – 0,4 MPa
 (1 MPa = 10 baari = 147 PSI)
 Kuuma vee temperatuur: max. 60° C

Toote paigaldamisel peab töövõtja tagama, et kogu seinapind, kuhu paigaldusplaat kinnitatakse, on lame (ükski vuuk ega keraamiline plaat ei ulatu esile), ning et seina konstruktsioon on toote paigaldamiseks sobiv ja sellele puuduvad nõrgad kohad. Kaasasolevad kruvid ja tüüblid sobivad üksnes betoonile. Muude seinakonstruktsioonide puhul tuleb arvesse võtta tüüblitootja esitatud tooteandmeid.

Kontrollsertifikaat

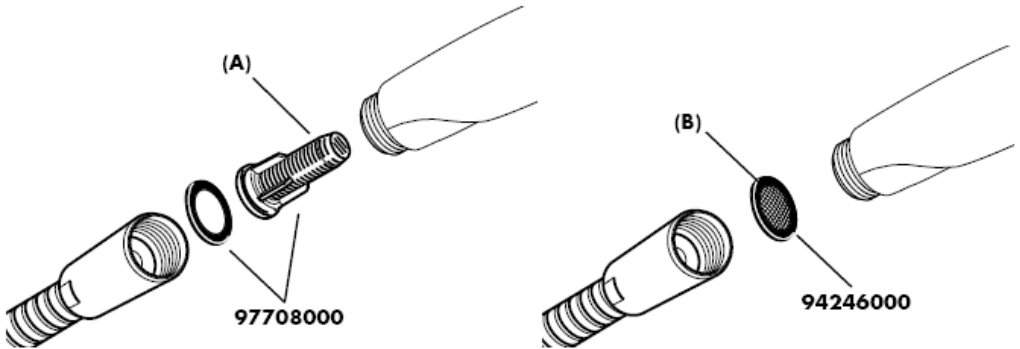
	DVGW	P-IX	SVGW	ACS	NF	WRAS	KIWA
27073000				X			
27076000				X			
27086000				X			
27772000				X			
27775000				X			
27882000				X			
27886000				X			

Mõõtude puhul arvestage võimalusel plaatide asetusega.



* Silikoon (äädikhappeta!)

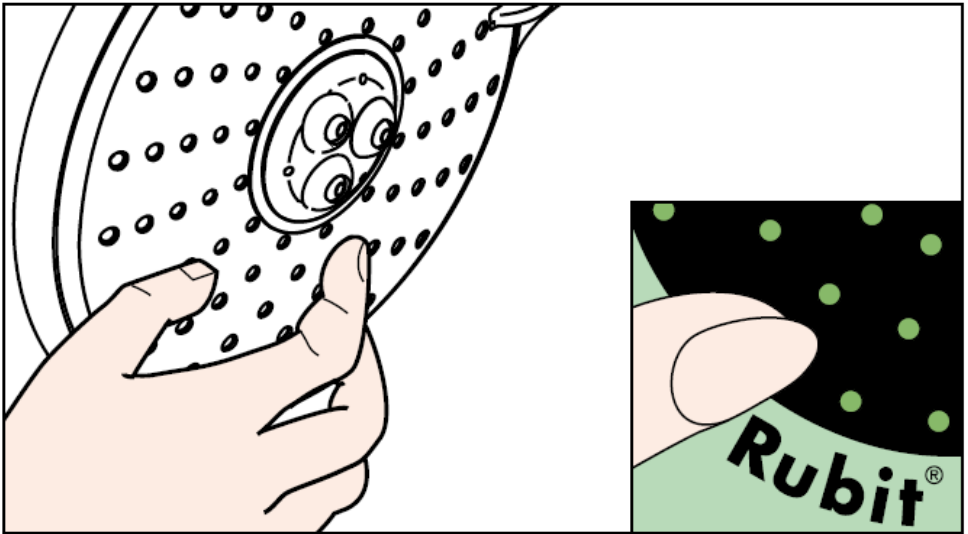




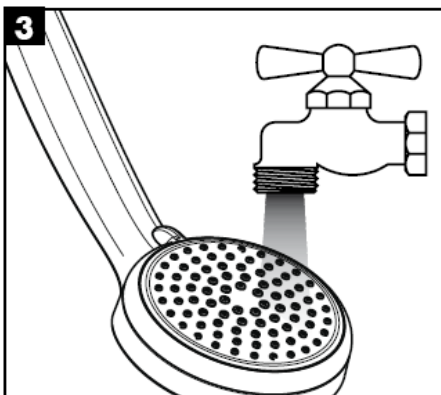
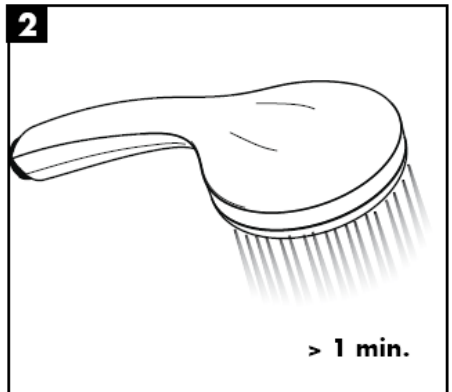
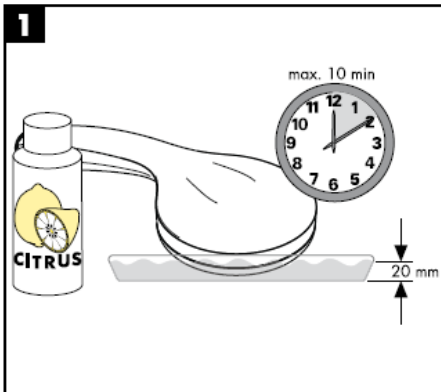
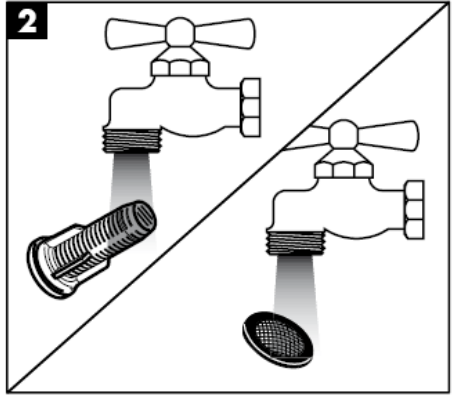
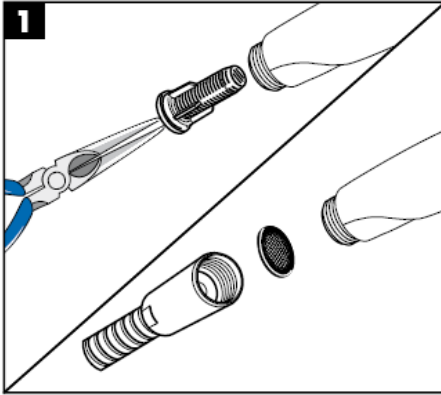
Käsiduši standardse läbivoolu puhul peab veevärgist tuleva mustuse vastu paigaldama kaasasoleva filtri A. Kui soovite suuremat läbivoolu, peab selle asemel kasutama filtrit B. Filtri A või B mittepaigaldamisel käsiduši võib sissetulev mustus funktsioneerimist kahjustada ja/või rikkuda käsiduši detaile. Sellest tulenevate kahjude eest Hansgrohe ei vastuta.

Puhastamine

Käsitsi puhastamise funktsiooni Rubit® puhul on vajalik vaid kerge ülehõõrumine, eemaldamaks dušikanalist katlakivi.



Puhastamine

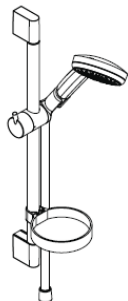


hansgrohe

Montāžas instrukcija



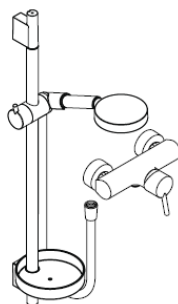
Unica'C
27610000
27611000



**Cromo 100 Vario/
Unica'C Set**
27771000
27772000
27776000

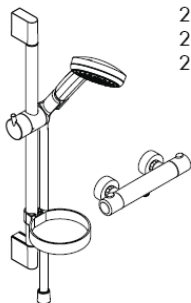


Unica'S Puro
28631XXX
28632XXX

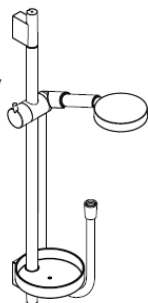


Raindance Talis S Combi
27073000

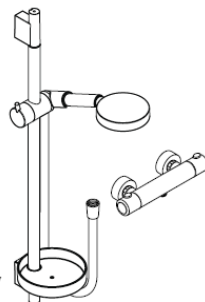
**Cromo 100 Multi/
Unica'C Set**
27774000
27775000
27777000



Cromo 100 Multi Combi
27085000
27086000



**Raindance S 100 AIR 3jet/
Unica'S Puro Set**
27880000
27882000



Raindance S Combi
27075000
27076000

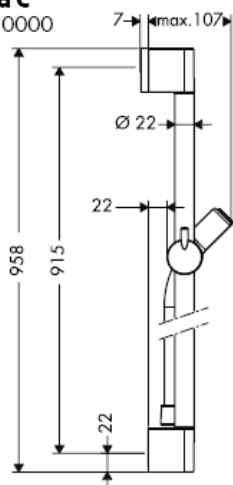
**Raindance S 120 AIR 3jet/
Unica'S Puro Set**
27884000
27886000

hansgrohe

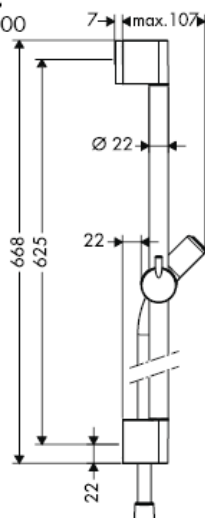


Optimāla funkcija tiek garantēta tikai kombinācijā ar Hansgrohe rokas dušām un Hansgrohe dušas šļūtenēm. Dušas šļūtenes ir piemērotas tikai dušas pieslēgšanai pie jaucējkrāna. Nepieļaujama ir noslēgarmatūras pievienošana aiz šļūtenes plūsmas virzienā!

Unica'C
27610000



Unica'C
27611000



Croma 100 Vario / Unica'C Set
27771000

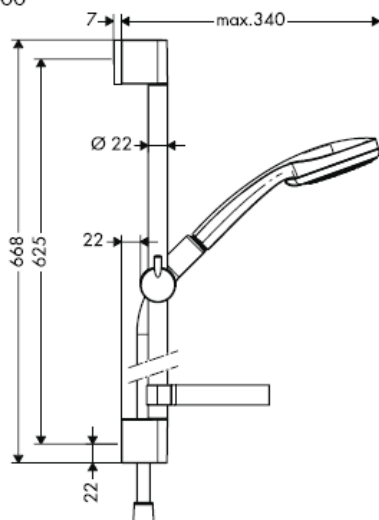
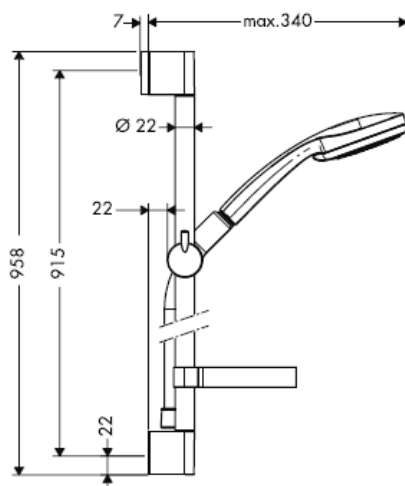
Croma 100 Multi / Unica'C Set
27774000

Croma 100 Vario / Unica'C Set
27772000

Croma 100 Multi / Unica'C Set
27775000

Croma 100 Vario 9,4 l / Unica'C Set
27776000

Croma 100 Multi 9,4 l / Unica'C Set
27777000



Croma 100 Multi Combi

27085000

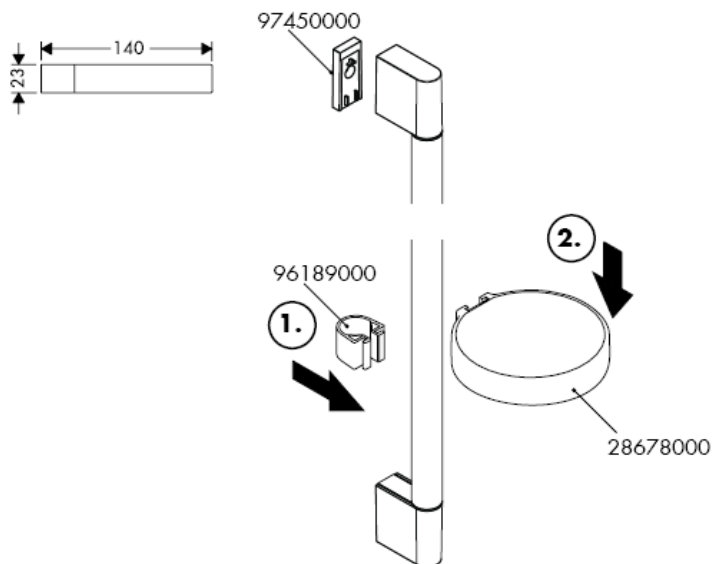


Croma 100 Multi Combi

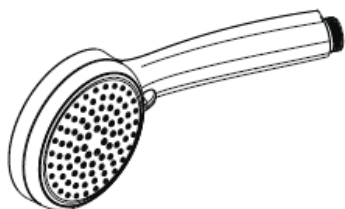
27086000



Cassetta'C



Croma 100 Vario
28535000
Croma 100 Vario 9,4l
28537000



Rain



Normal

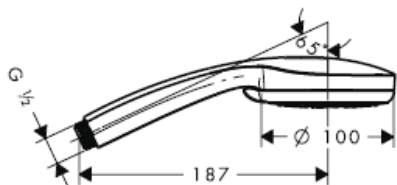
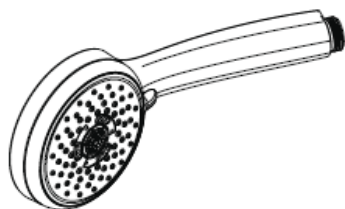


Shampoo



Massage

Croma 100 Multi
28536000
Croma 100 Multi 9,4l
28538000



Rain

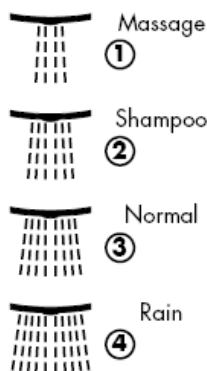
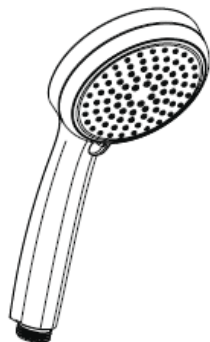


Massage

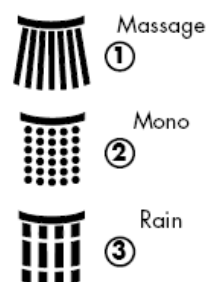
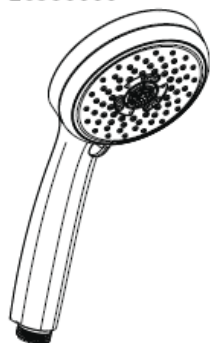


Mono

Croma 100 Vario
28535000

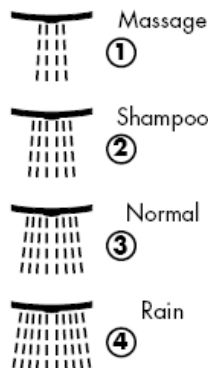
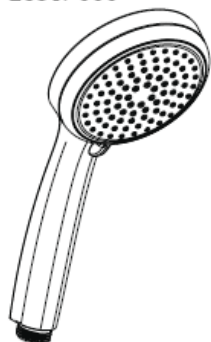


Croma 100 Multi
28536000

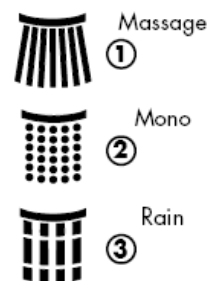
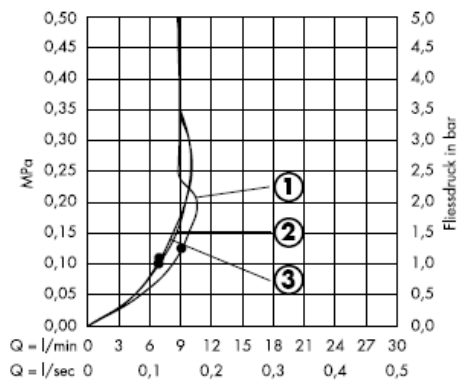
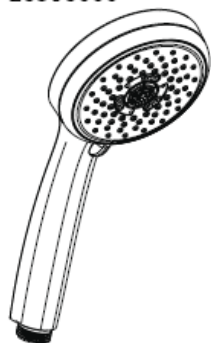


No • funkcija nodrošināta

Croma 100 Vario 9,4l
28537000



Croma 100 Multi 9,4l
28538000



No • funkcija nodrošināta

Unica'S Puro
28631XXX



Unica'S Puro
28632XXX



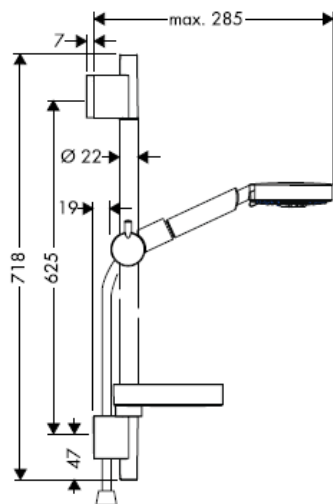
Cassetta'S Puro
28679000



Raindance S 100 AIR 3jet / Unica'S Puro
27880000
Raindance Talis S Combi
27073000



Raindance S 100 AIR 3jet / Unica'S Puro
27882000



Raindance S Combi
27075000



Raindance S Combi
27076000



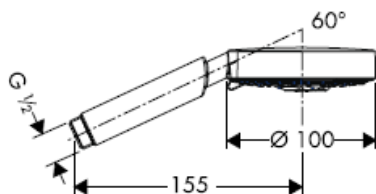
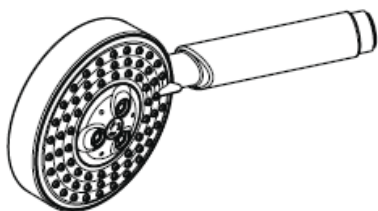
Raindance S 120 AIR 3jet / Unica'S Puro Set
27884000



Raindance S 120 AIR 3jet / Unica'S Puro Set
27886000




Raindance S 100 AIR 3jet
28504000



Rain AIR

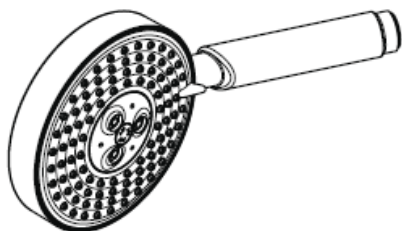


Balance AIR



Whirl AIR

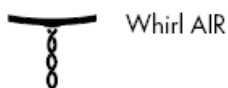
Raindance S 120 AIR 3jet
28514000



Rain AIR



Balance AIR



Whirl AIR


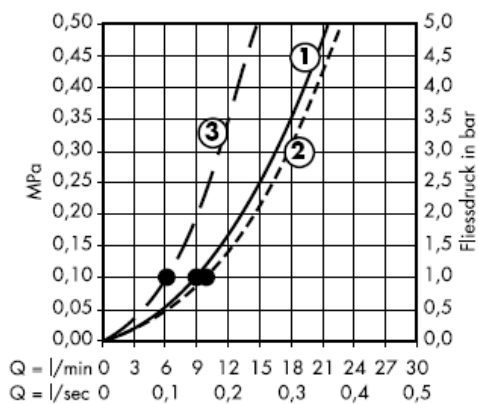
Raindance S 100 AIR 3jet

28504000


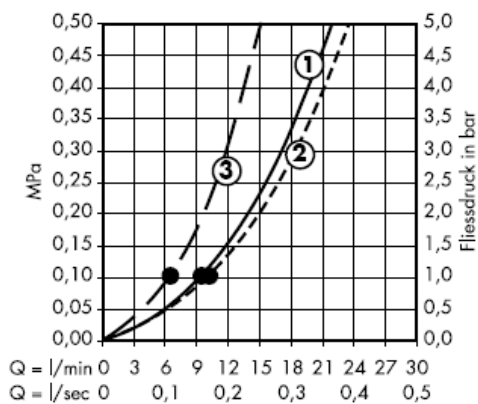
Raindance S 120 AIR 3jet

28514000

Ar filtra ieliktni (A)



Ar filtra blīvējumu (B)



No • funkcija nodrošināta

Rokas duša ir piemērota caurteces sildītājam, kura jauda ir 21 kW un minimālā caurtece 7 l/min.

Tehniskie dati

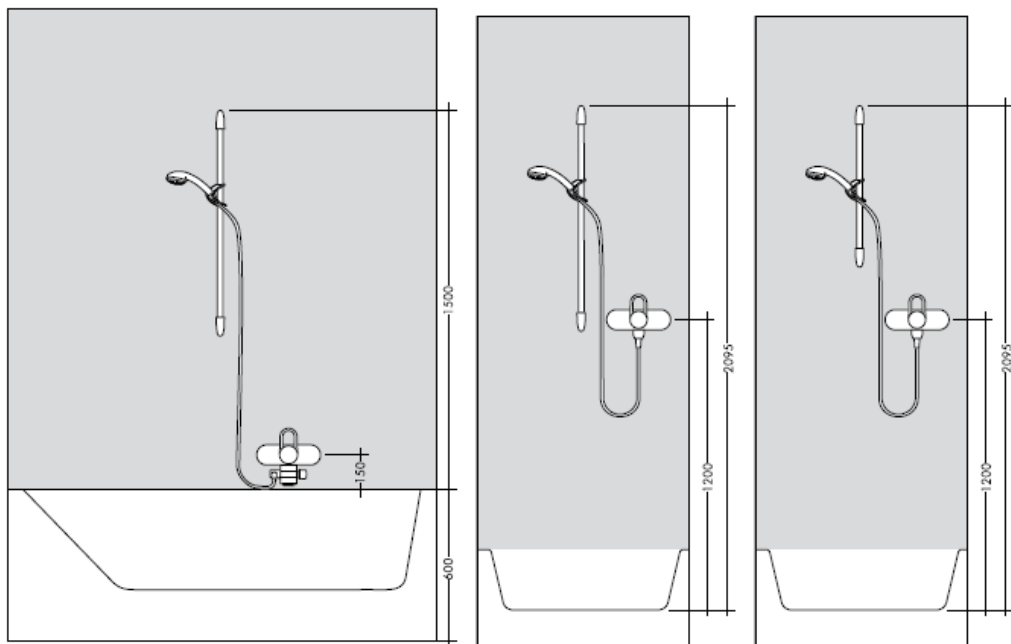
Darba spiediens: max. 0,6 MPa
 leteicamais darba spiediens: 0,1 – 0,4 MPa
 (1 MPa = 10 bar = 147 PSI)
 Karstā ūdens temperatūra: max. 60° C

Ja izstrādājuma montāžu veic kvalificēti speciālisti, jāseko, lai nostiprināšanas virsma visā nostiprināšanas zonā būtu gluda (šuves un flīzes nav izvirzītas uz āru), lai sienas konstrukcija būtu piemērota izstrādājuma montāžai un būtu pietiekami izturīga. Komplektā esošās skrūves un dībeļi ir paredzēti tikai šī izstrādājuma nostiprināšanai. Ja sienas konstrukcija ir citāda, jāievēro dībeļu ražotāja norādījumi.

Pārbaudes zīme

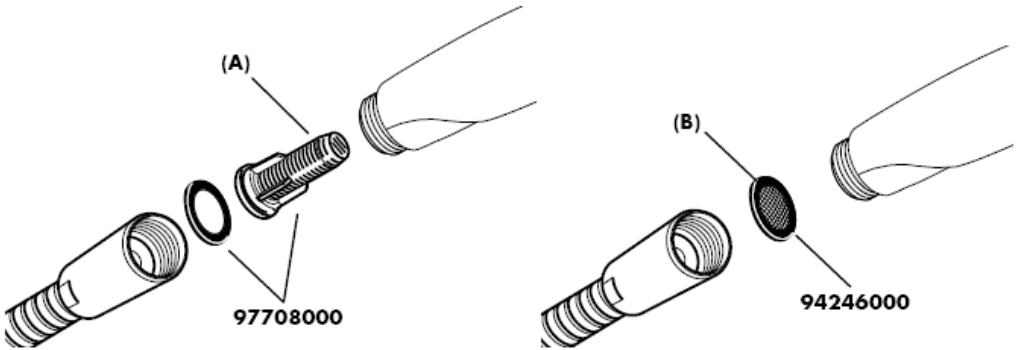
	DVGW	P-IX	SVGW	ACS	NF	WRAS	KIWA
27073000				X			
27076000				X			
27086000				X			
27772000				X			
27775000				X			
27882000				X			
27886000				X			

Izmērus pēc iespējas pielādzināt flīžu rakstam.



* Silikons (etiķskābi nesaturošs!)

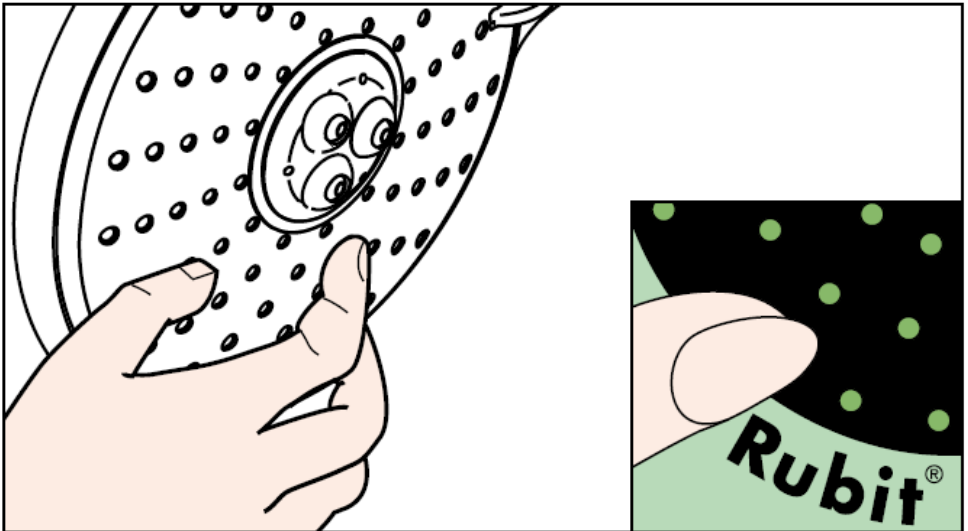




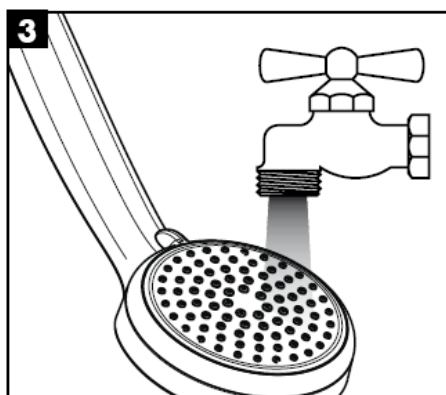
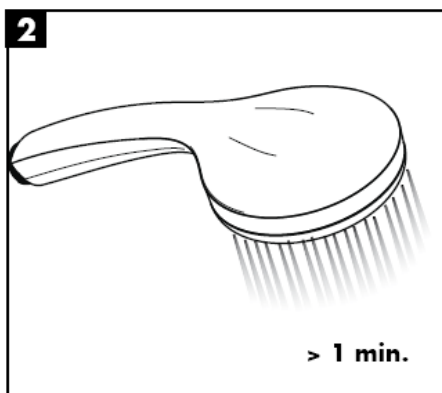
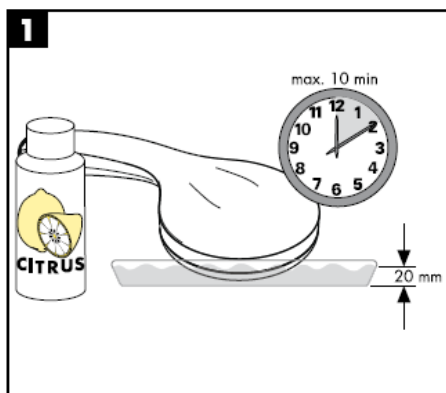
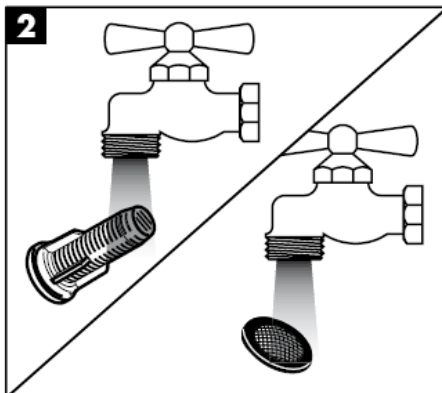
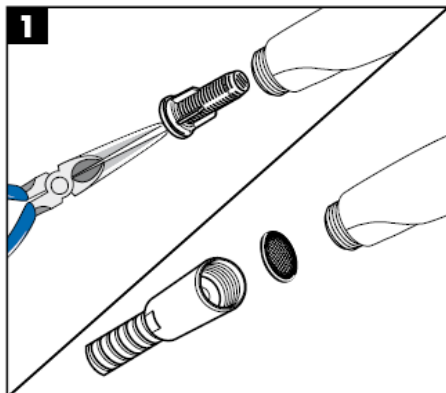
Lai nodrošinātu rokas dušas normālu ūdens caurplūdi un izvairītos no netīrumu ieskaļošanas no ūdensvada, jāiemontē komplektā esošais filtrs (A). Ja ir nepieciešamība pēc lielākas ūdens caurplūdes, tad filtra (A) vietā jāizmanto sietiņš (B). Ieskaļotie netīrumi var traucēt dušas funkciju un / vai arī izraisīt rokas dušas funkciju bojājumus, par kuriem Hansgrohe nenes atbildību.

Tīrīšana

Rubit® attīrīšanas funkcija - strūkļas kanāliņi vienkāršas manuālas berzes rezultātā tiek attīrīti no kaļķa.



Tīrīšana



hansgrohe

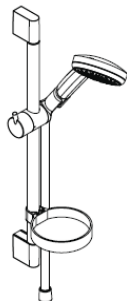
Hansgrohe · Postfach 1145 · D-77761 Schiltach · Telefon +49 (0) 78 36/51-1282 · Telefax +49 (0) 7836/511440
E-Mail: info@hansgrohe.com · Internet: www.hansgrohe.com

01/2008
9.05646.03
Latviski

Uputstvo za montažu



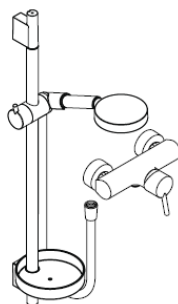
Unica'C
27610000
27611000



**Cromo 100 Vario/
Unica'C Set**
27771000
27772000
27776000

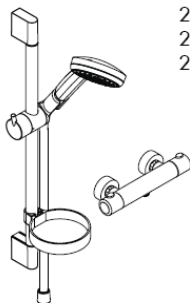


Unica'S Puro
28631XXX
28632XXX

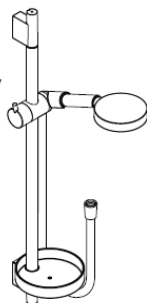


Raindance Talis S Combi
27073000

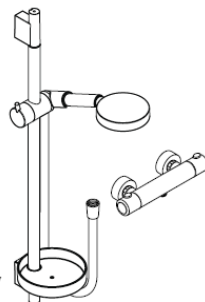
**Cromo 100 Multi/
Unica'C Set**
27774000
27775000
27777000



Cromo 100 Multi Combi
27085000
27086000



**Raindance S 100 AIR 3jet/
Unica'S Puro Set**
27880000
27882000



Raindance S Combi
27075000
27076000

**Raindance S 120 AIR 3jet/
Unica'S Puro Set**
27884000
27886000

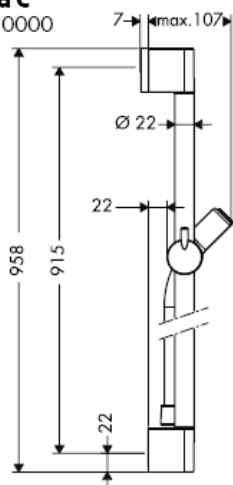
hansgrohe



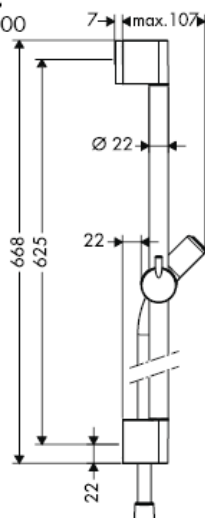
Optimalno funkcionisanje je garantovano jedino u kombinaciji sa Hansgrohe ručnim tuševima i Hansgrohe crevom za tuš.

Creva tuša prikladna su jedino za spajanje tuševa na armature. Nije dopušteno blokiranje creva u smeru protoka vode!

Unica'C
27610000



Unica'C
27611000



Croma 100 Vario / Unica'C Set
27771000

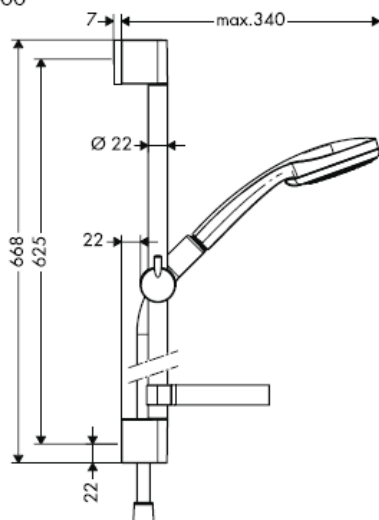
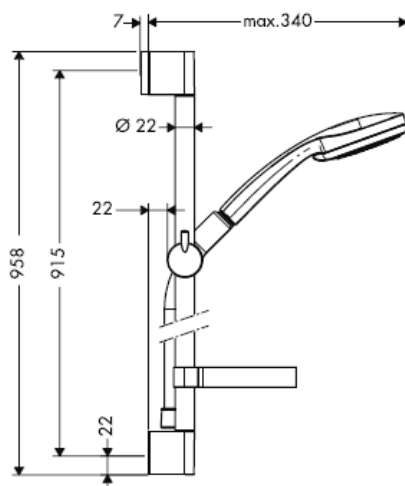
Croma 100 Multi / Unica'C Set
27774000

Croma 100 Vario / Unica'C Set
27772000

Croma 100 Multi / Unica'C Set
27775000

Croma 100 Vario 9,4 l / Unica'C Set
27776000

Croma 100 Multi 9,4 l / Unica'C Set
27777000



Croma 100 Multi Combi

27085000

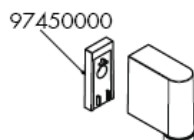
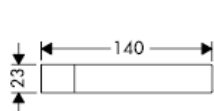


Croma 100 Multi Combi

27086000



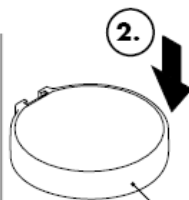
Cassetta'C



96189000

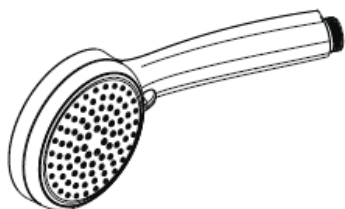


2.



28678000

Croma 100 Vario
28535000
Croma 100 Vario 9,4l
28537000



Rain



Normal

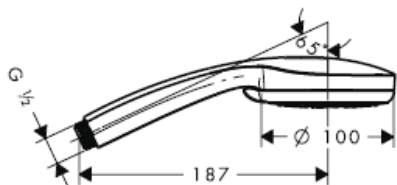
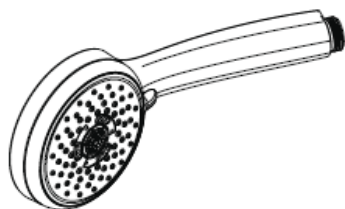


Shampoo



Massage

Croma 100 Multi
28536000
Croma 100 Multi 9,4l
28538000



Rain

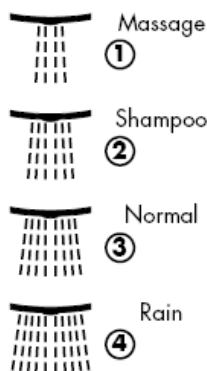
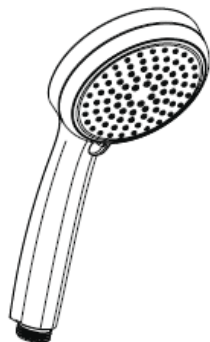


Massage

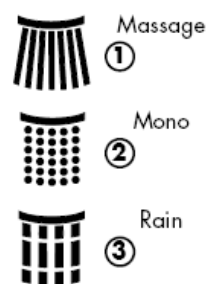
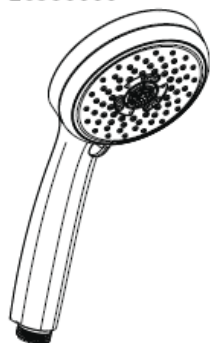


Mono

Croma 100 Vario
28535000

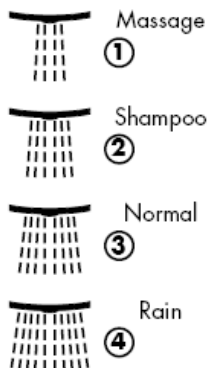
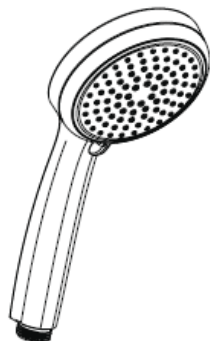


Croma 100 Multi
28536000

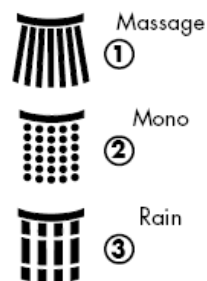
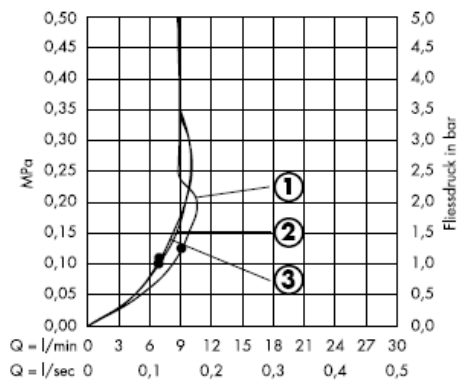
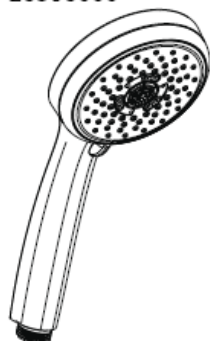


Od • je funkcija zagarantovana.

Croma 100 Vario 9,4l
28537000

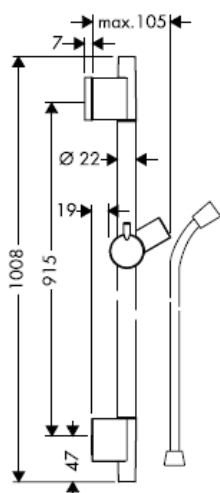


Croma 100 Multi 9,4l
28538000



Od • je funkcija zagarantovana.

Unica'S Puro
28631XXX



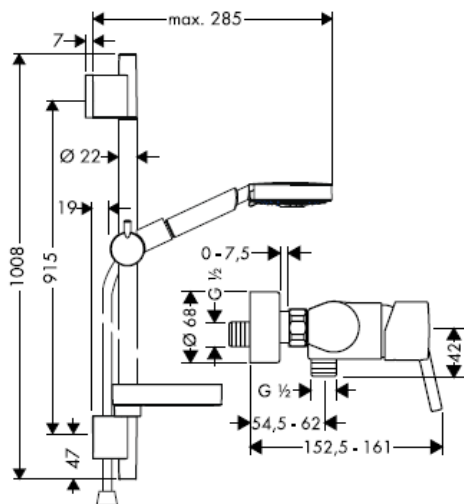
Unica'S Puro
28632XXX



Cassetta'S Puro
28679000



Raindance S 100 AIR 3jet / Unica'S Puro
27880000
Raindance Talis S Combi
27073000



Raindance S 100 AIR 3jet / Unica'S Puro
27882000



Raindance S Combi
27075000



Raindance S Combi
27076000



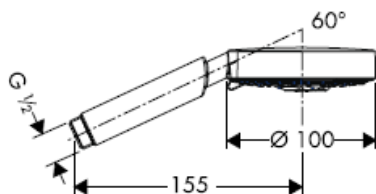
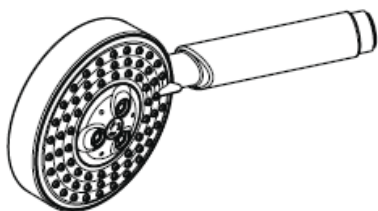
Raindance S 120 AIR 3jet / Unica'S Puro Set
27884000



Raindance S 120 AIR 3jet / Unica'S Puro Set
27886000



Raindance S 100 AIR 3jet
28504000



Rain AIR

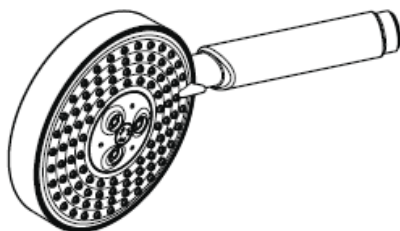


Balance AIR



Whirl AIR

Raindance S 120 AIR 3jet
28514000



Rain AIR




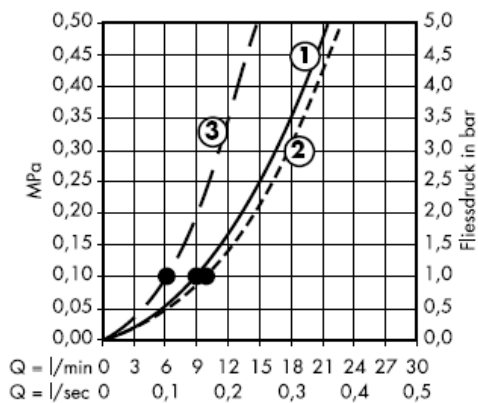
Balance AIR




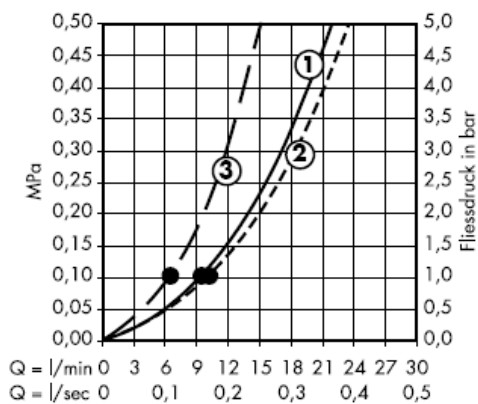
Whirl AIR

Raindance S 100 AIR 3jet
28504000
Raindance S 120 AIR 3jet
28514000

S filterom (A)



S mrežastom zaptivkom (B)



Od • je funkcija zagarantovana.

Ručni tuš možete koristiti uz protočni bojler snage od 21 kW ili veće, te uz minimalni protok od 7 l/min.

Tehnički podaci

Radni pritisak: max. 0,6 MPa
Preporučeni radni pritisak: 0,1 – 0,4 MPa
(1 MPa = 10 bara = 147 PSI)
Temperatura vruće vode: max. 60° C

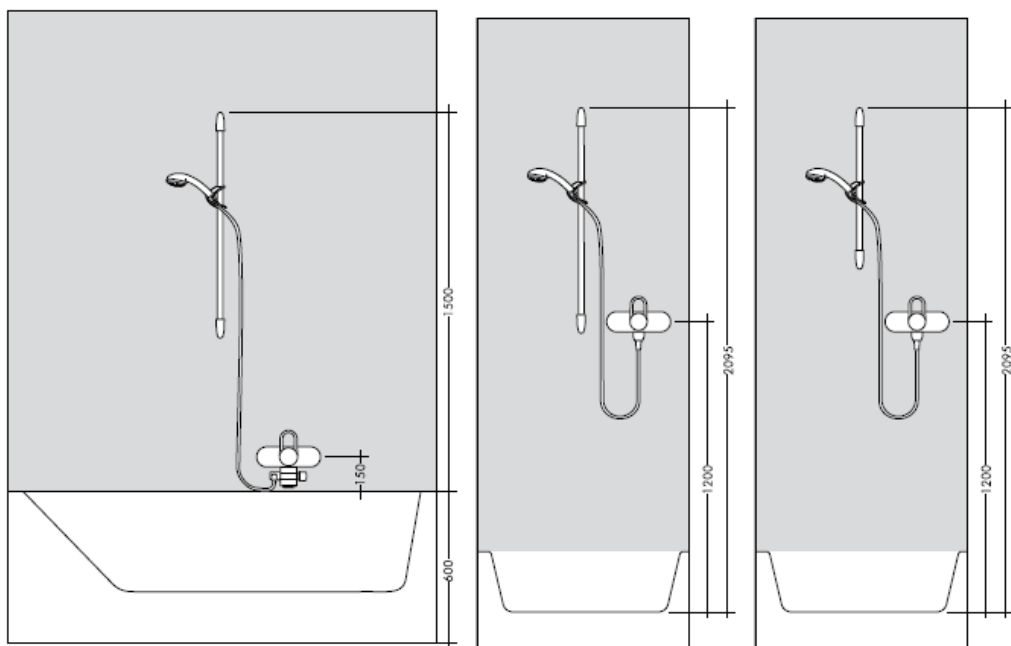
Kada proizvod montira kvalifikovano stručno osoblje treba paziti da čitava površina na koju se učvršćuje bude ravna (bez istaknutih fuga ili krivljenja pločica), da je zidna konstrukcija primerena montaži proizvoda, i posebno da nema slabih mesta.

Priloženi zavrtnji i tiplovi prikladni su samo za beton. Kod drugih zidnih nadgradnji treba obratiti pažnju na navode proizvođača tiplova.

Ispitni znak

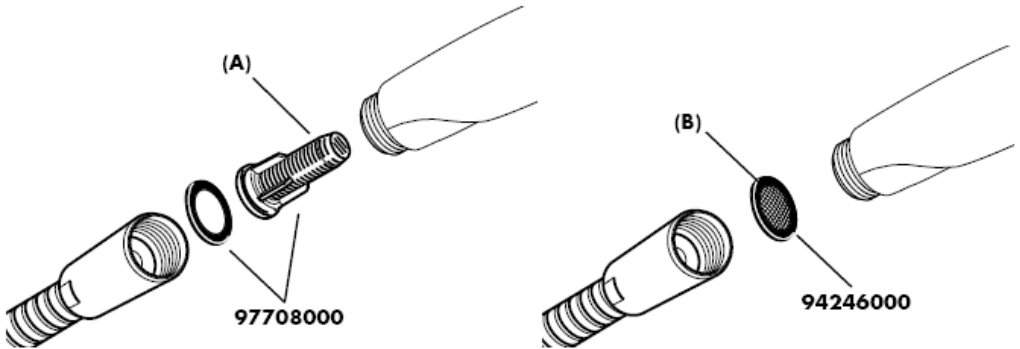
	DVGW	P-IX	SVGW	ACS	NF	WRAS	KIWA
27073000				X			
27076000				X			
27086000				X			
27772000				X			
27775000				X			
27882000				X			
27886000				X			

Prilagodite meru što je više moguće rasteru pločica.



***** Silikon (ne sadži sirćetnu kiselinu!)

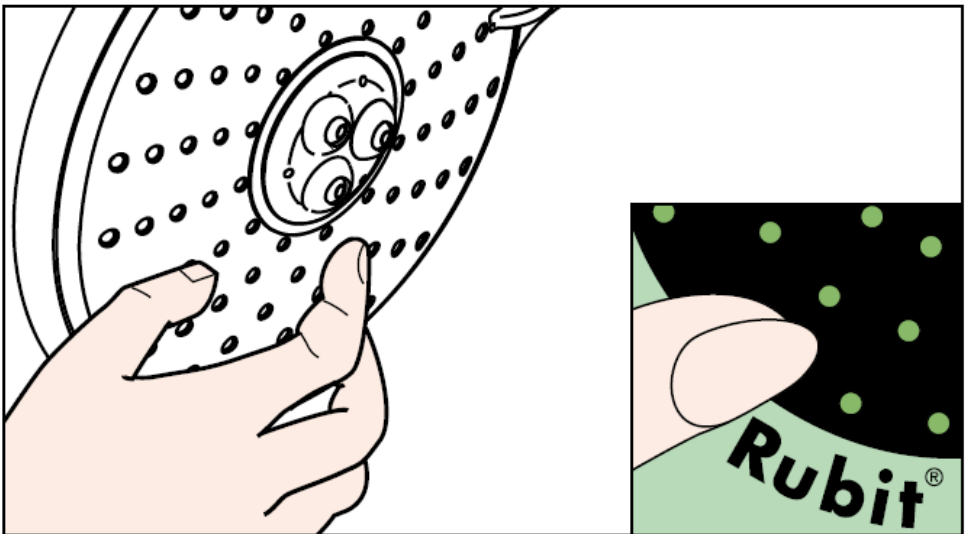




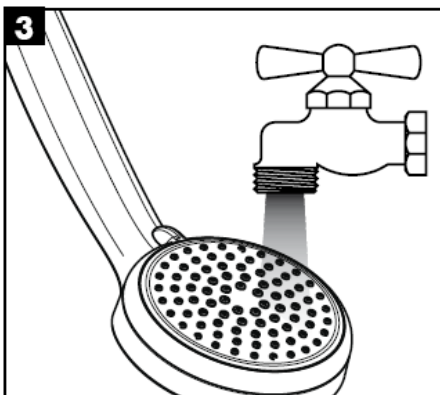
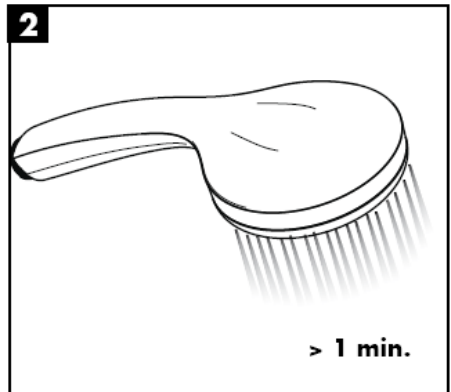
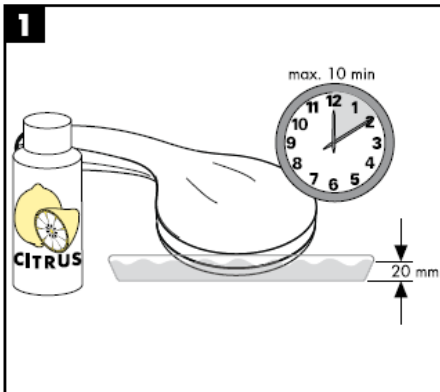
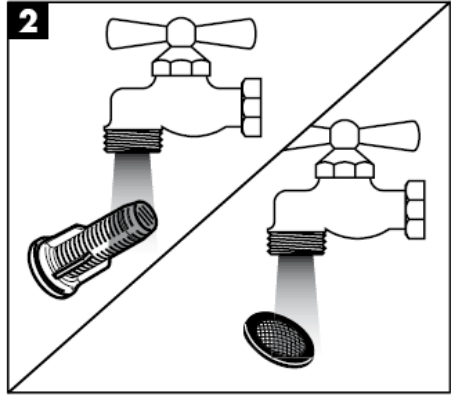
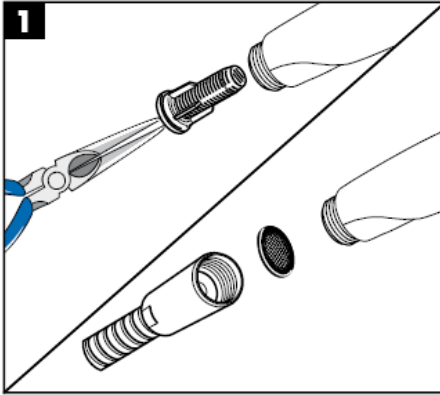
Isporučeni umetak filtra (A) se mora ugraditi kako bi se regulisao protok vode i smanjio prolazak prljavštine iz vodovoda. Ako želite jači protok vode, umesto filtra (A) ugradite mrežastu zaptivku (B). Za eventualna oštećenja ili lošije funkcionisanje ručnog tuša uzrokovano prljavštinom, proizvođač Hansgrohe nije odgovoran.

Čišćenje

Rubit® - ručni sistem za čišćenje omogućuje odstranjivanje kamenca s rupica uobličavača mlaza, jednostavnim trljanjem.



Čišćenje

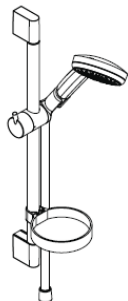


hansgrohe

Montasjeveiledning



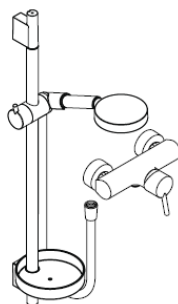
Unica'C
27610000
27611000



**Cromo 100 Vario/
Unica'C Set**
27771000
27772000
27776000

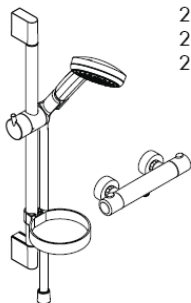


Unica'S Puro
28631XXX
28632XXX

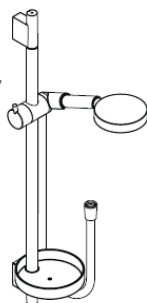


Raindance Talis S Combi
27073000

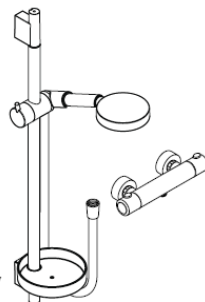
**Cromo 100 Multi/
Unica'C Set**
27774000
27775000
27777000



Cromo 100 Multi Combi
27085000
27086000



**Raindance S 100 AIR 3jet/
Unica'S Puro Set**
27880000
27882000



Raindance S Combi
27075000
27076000

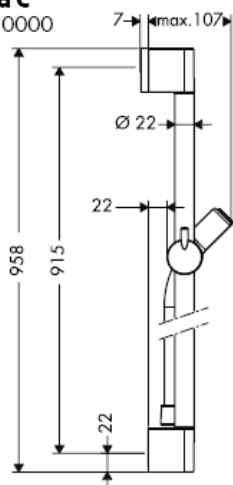
**Raindance S 120 AIR 3jet/
Unica'S Puro Set**
27884000
27886000

hansgrohe

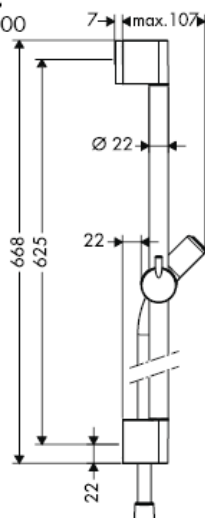


Optimal funksjon garanteres kun i forbindelse med Hansgrohe hånddusj og Hansgrohe dusjsluger. Dusj sluger er kun egnet for tilkobling av dusj til armaturer. Det er ikke tillatt med en avsperring etter slugeren i gjennomstrømningsretning!

Unica'C
27610000



Unica'C
27611000



Croma 100 Vario / Unica'C Set
27771000

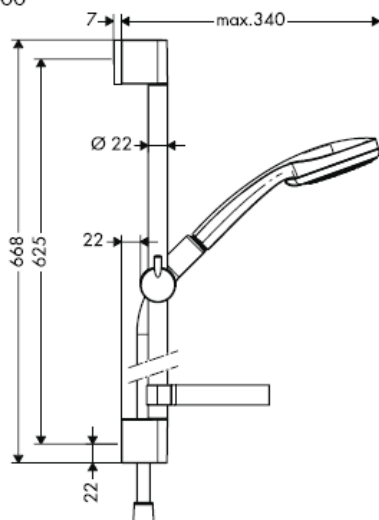
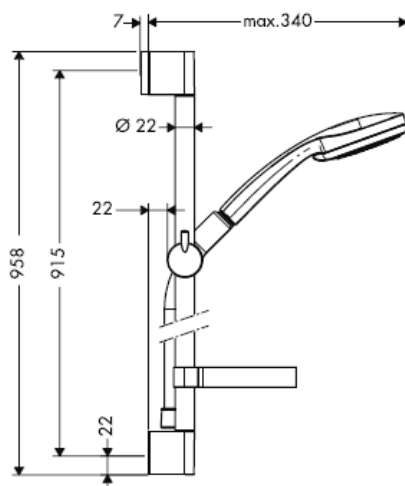
Croma 100 Multi / Unica'C Set
27774000

Croma 100 Vario / Unica'C Set
27772000

Croma 100 Multi / Unica'C Set
27775000

Croma 100 Vario 9,4 l / Unica'C Set
27776000

Croma 100 Multi 9,4 l / Unica'C Set
27777000



Croma 100 Multi Combi

27085000

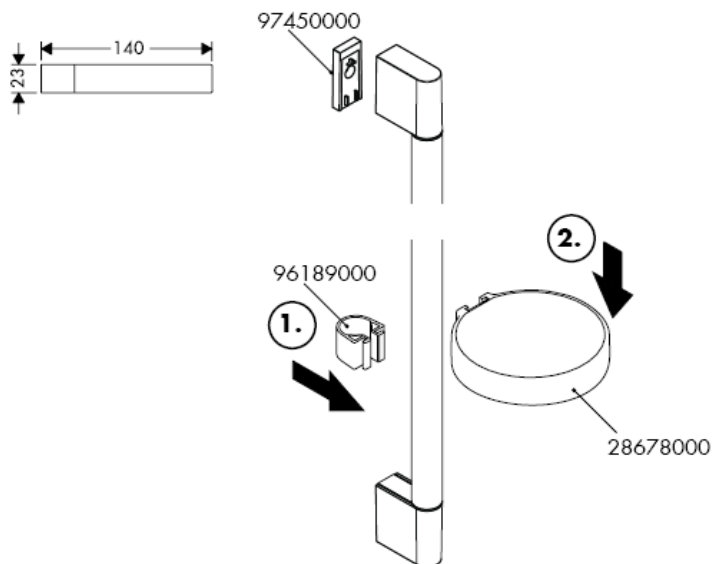


Croma 100 Multi Combi

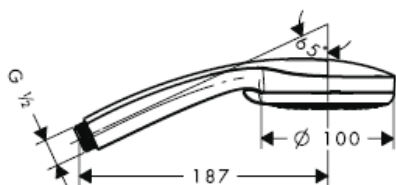
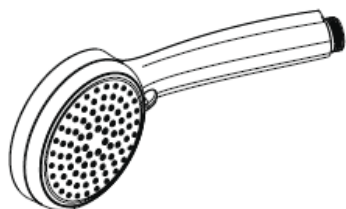
27086000



Cassetta'C



Croma 100 Vario
28535000
Croma 100 Vario 9,4l
28537000



Rain



Normal

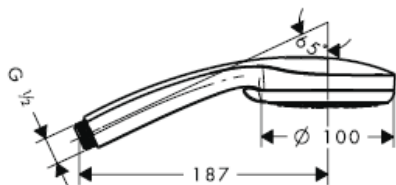
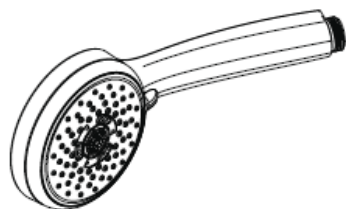


Shampoo



Massage

Croma 100 Multi
28536000
Croma 100 Multi 9,4l
28538000



Rain

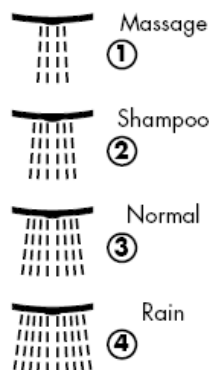
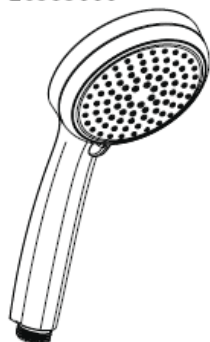


Massage

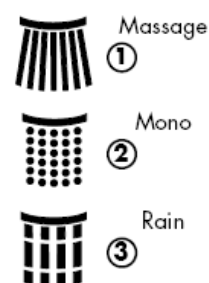
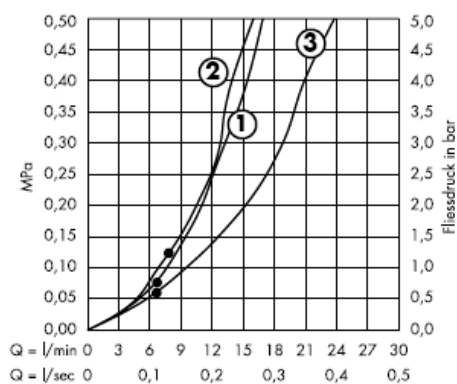
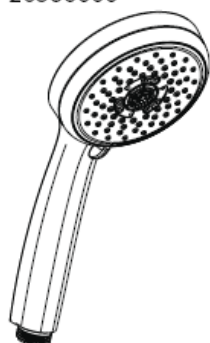


Mono

Croma 100 Vario
28535000

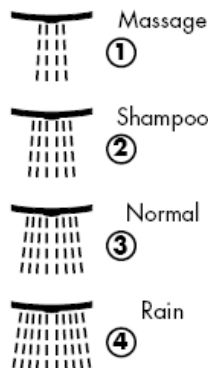
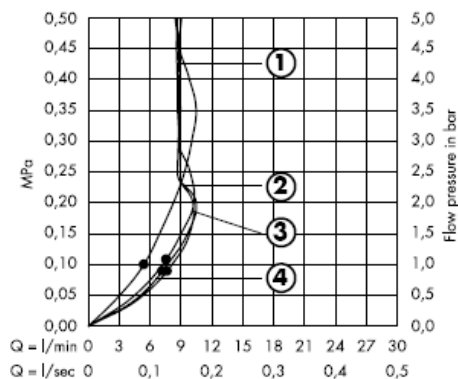
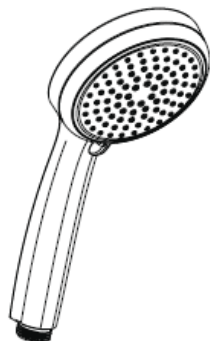


Croma 100 Multi
28536000

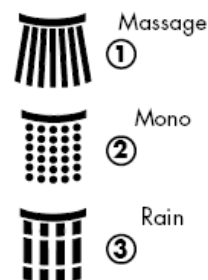
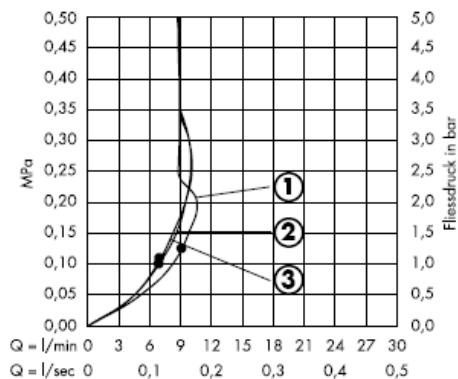
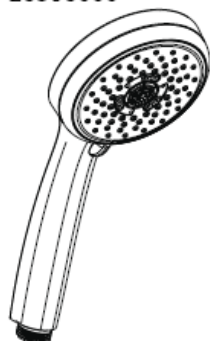


F.o.m. • er funksjonen garantert

Croma 100 Vario 9,4l
28537000



Croma 100 Multi 9,4l
28538000



F.o.m. • er funksjonen garantert

Unica'S Puro
28631XXX



Unica'S Puro
28632XXX



Cassetta'S Puro
28679000



Raindance S 100 AIR 3jet / Unica'S Puro
27880000
Raindance Talis S Combi
27073000



Raindance S 100 AIR 3jet / Unica'S Puro
27882000



Raindance S Combi
27075000



Raindance S Combi
27076000



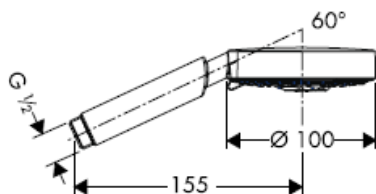
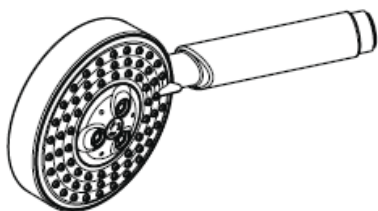
Raindance S 120 AIR 3jet / Unica'S Puro Set
27884000



Raindance S 120 AIR 3jet / Unica'S Puro Set
27886000



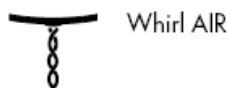
Raindance S 100 AIR 3jet
28504000



Rain AIR

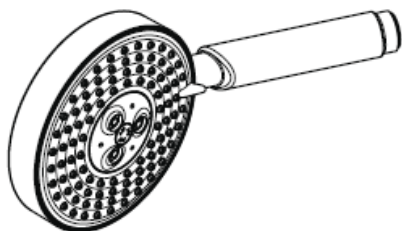


Balance AIR



Whirl AIR

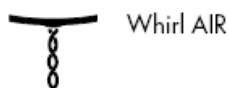
Raindance S 120 AIR 3jet
28514000



Rain AIR



Balance AIR



Whirl AIR


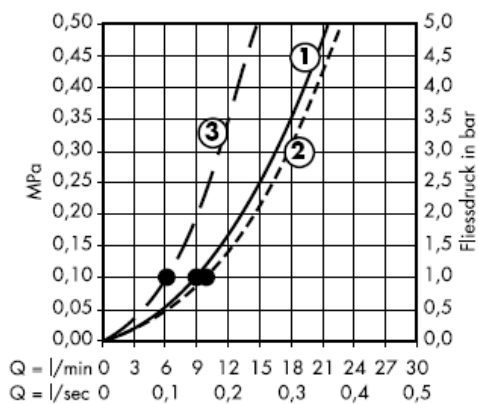
Raindance S 100 AIR 3jet

28504000


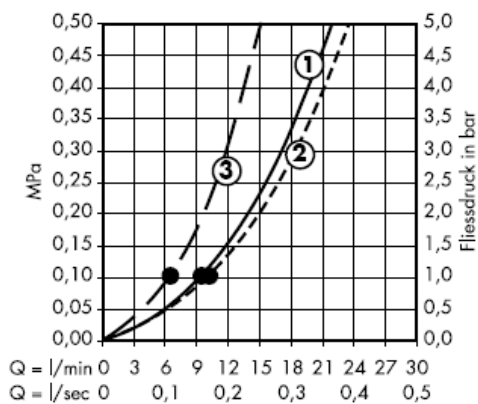
Raindance S 120 AIR 3jet

28514000

Med filterinnsats (A)



Med silpakning (B)



F.o.m. • er funksjonen garantert

Hånddusjen egner seg for bruk sammen med en gjennomstrømningsovner fra og med en ytelse på 21 kW og en minimum gjennomstrømning på 7l/min.

Tekniske data

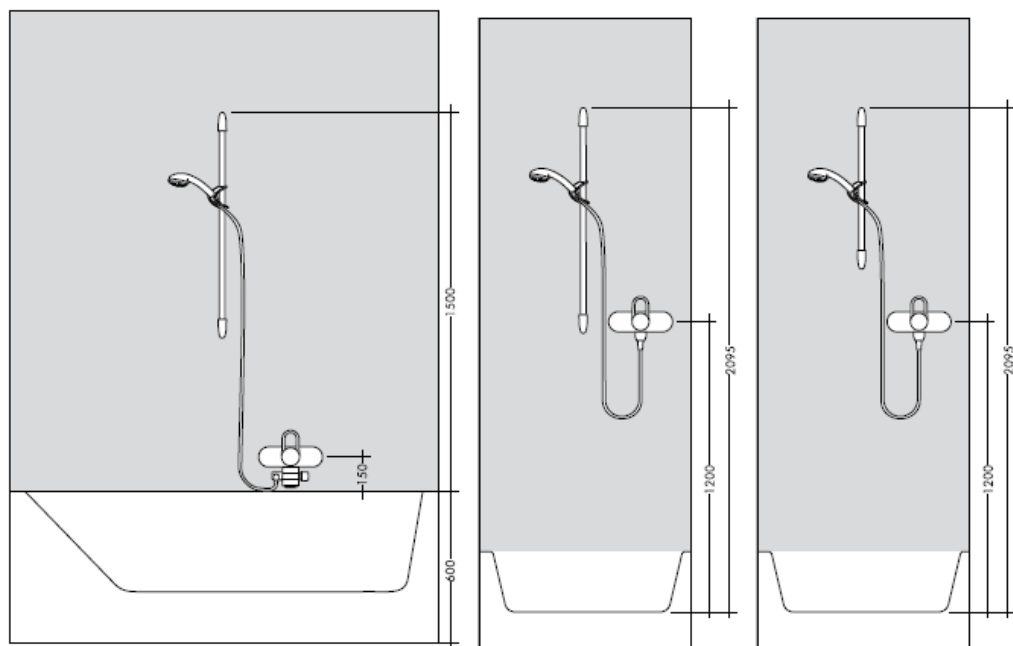
Driftstrykk max. 0,6 MPa
 Anbefalt driftstrykk: 0,1 – 0,4 MPa
 (1 Mpa = 10 bar = 147 PSI)
 Varmtvannstemperatur max. 60° C

Når kvalifisert fagfolk monterer produktet, skal man påse at hele området der produktet monteres er plant (ingen fremstående fuger eller flisekanter), at oppbygging av veggen er egnet for montasje av produktet og at veggen ikke viser noen svakpunkter. Medleverte skruer og plugg er egner seg kun for betong. Ved en annen veggoppbygging skal man ta hensyn til pluggprodusentens henvisninger.

Prøvermerke

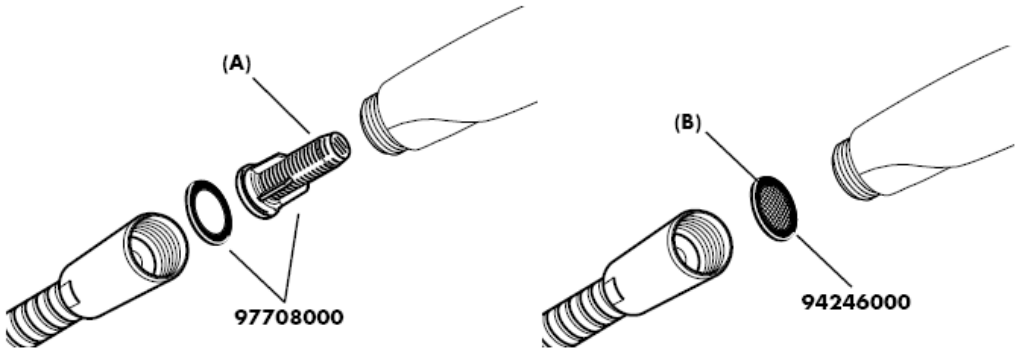
	DVGW	P-IX	SVGW	ACS	NF	WRAS	KIWA
27073000				X			
27076000				X			
27086000				X			
27772000				X			
27775000				X			
27882000				X			
27886000				X			

Hvis det er mulig tilpasses mål til fliseraster.



* Silikon (uten eddiksyre)

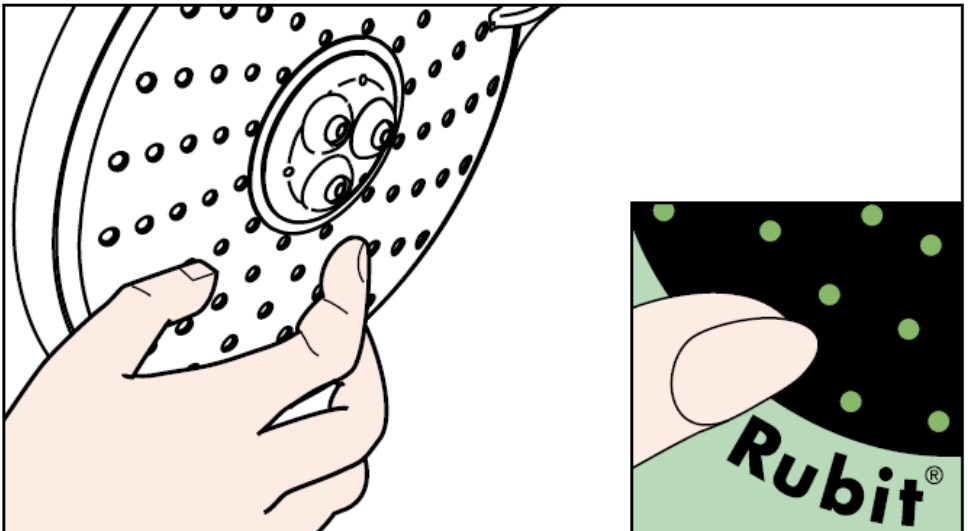




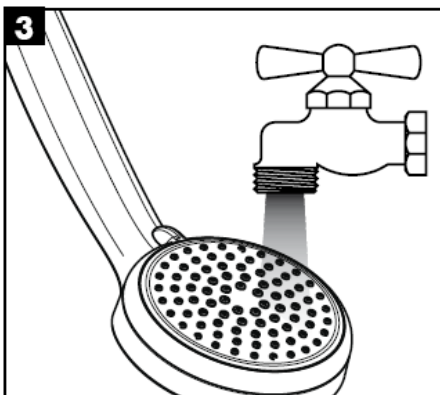
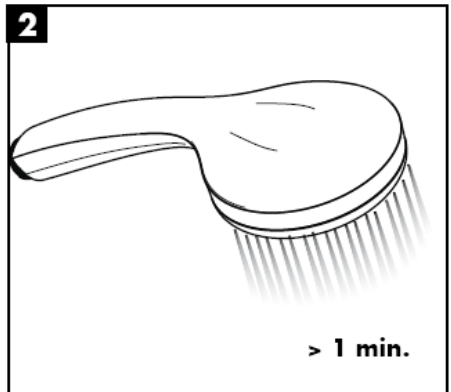
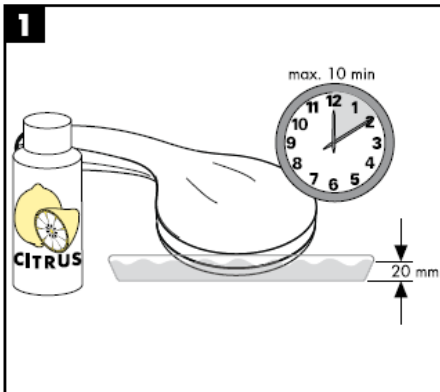
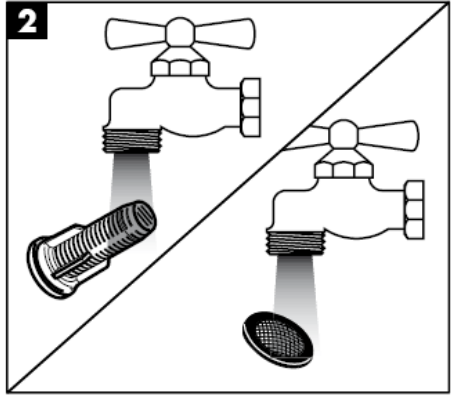
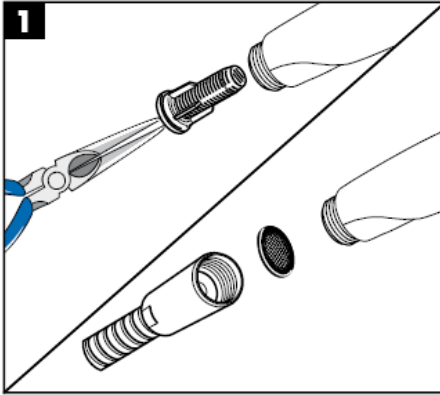
Det medleverte filter-elementet skal bygges inn, for å garantere hånddusjens standard-gjennomstrømning og for å forhindre at smuss spyles inn fra ledningsnettet. Ønsker man en større vanngjennomstrømning skal det monteres en silpakning (B) isteden for filterelementet (A). Innspyling av smuss kan påvirke funksjonen negativt og/eller medføre skader på hånddusjens funksjonsdeler. Hansgrohe påtar seg inget ansvar for skader som resulteres av dette.

Rengjøring

Ved hjelp av Rubit®, en manuell rengjøringsfunksjon, kan man fjerne kalk fra stråleformere ved enkel gnikking.



Rengjøring

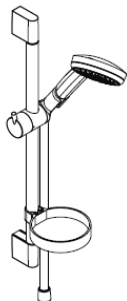


hansgrohe

РЪКОВОДСТВО ЗА МОНТАЖ



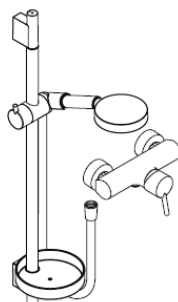
Unica'C
27610000
27611000



**Cromo 100 Vario/
Unica'C Set**
27771000
27772000
27776000

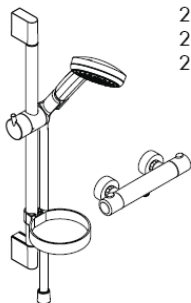


Unica'S Puro
28631XXX
28632XXX

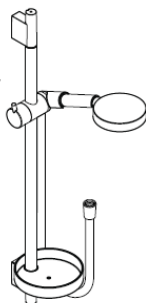


Raindance Talis S Combi
27073000

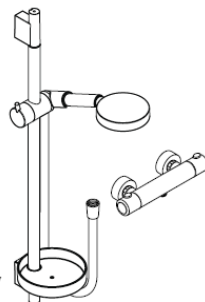
**Cromo 100 Multi/
Unica'C Set**
27774000
27775000
27777000



Cromo 100 Multi Combi
27085000
27086000



**Raindance S 100 AIR 3jet/
Unica'S Puro Set**
27880000
27882000



Raindance S Combi
27075000
27076000

**Raindance S 120 AIR 3jet/
Unica'S Puro Set**
27884000
27886000

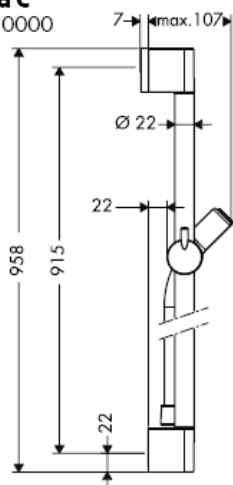
hansgrohe



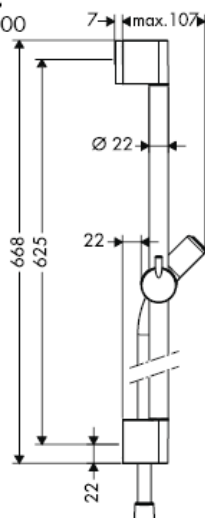
Оптималното функциониране се гарантира само във връзка с ръчните разпръскватели и маркучите на разпръскватели на Hansgrohe.

Маркучите на разпръсквателите са подходящи само за свързване на разпръскватели към арматури.
Не се допуска блокиране след маркуча по посоката на протичане!

Unica'C
27610000



Unica'C
27611000



Croma 100 Vario / Unica'C Set
27771000

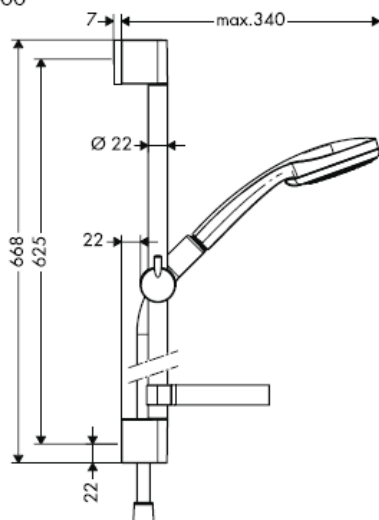
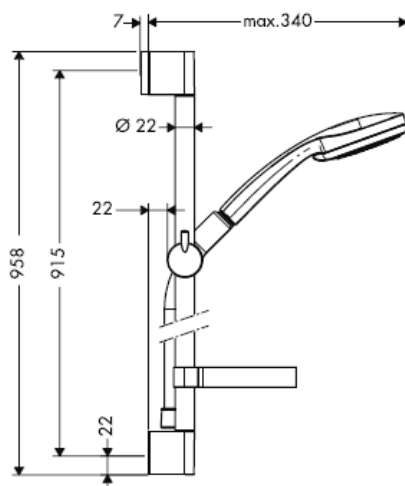
Croma 100 Multi / Unica'C Set
27774000

Croma 100 Vario / Unica'C Set
27772000

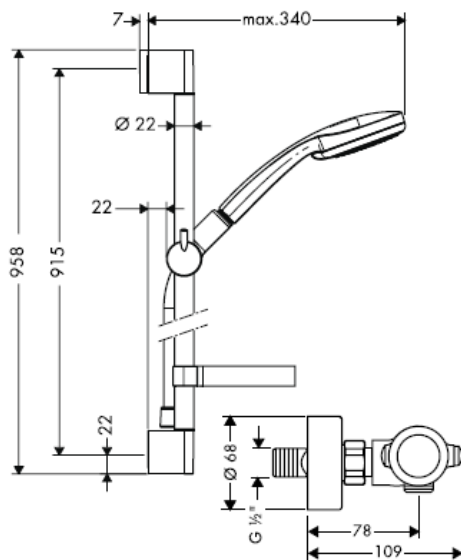
Croma 100 Multi / Unica'C Set
27775000

Croma 100 Vario 9,4 l / Unica'C Set
27776000

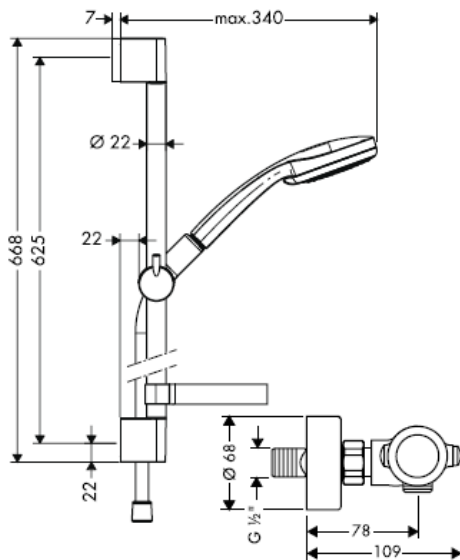
Croma 100 Multi 9,4 l / Unica'C Set
27777000



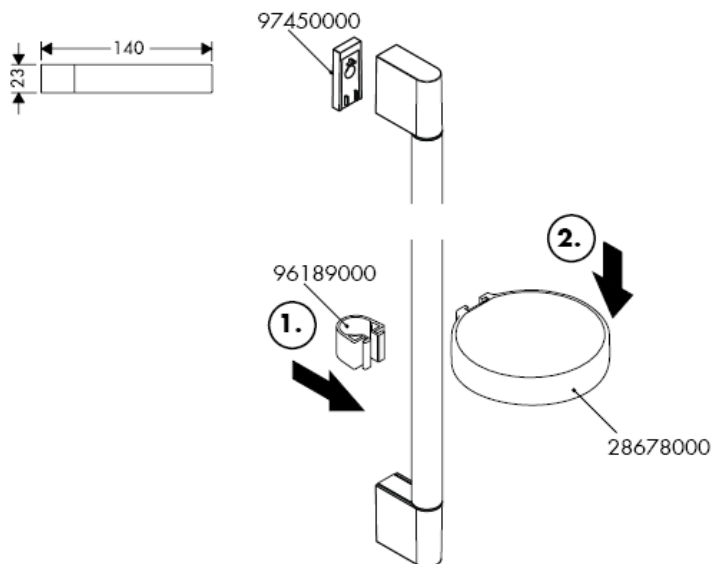
Croma 100 Multi Combi
27085000



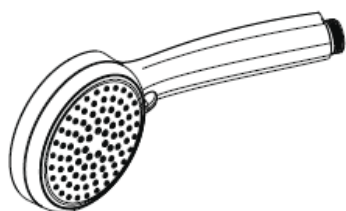
Croma 100 Multi Combi
27086000



Cassetta'C



Croma 100 Vario
28535000
Croma 100 Vario 9,4l
28537000



Rain



Normal

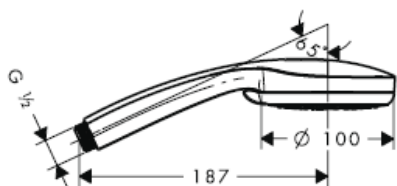
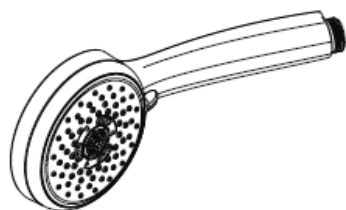


Shampoo



Massage

Croma 100 Multi
28536000
Croma 100 Multi 9,4l
28538000



Rain

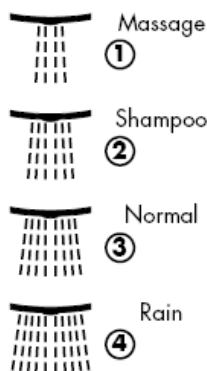
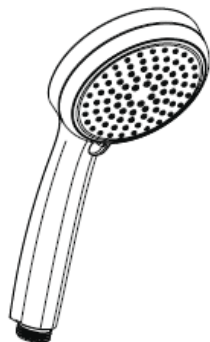


Massage

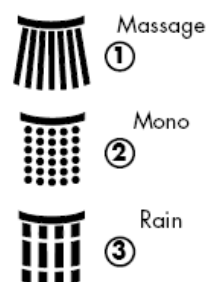
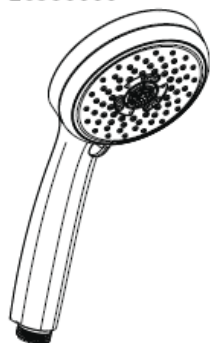


Mono

Croma 100 Vario
28535000

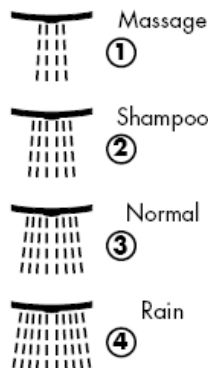
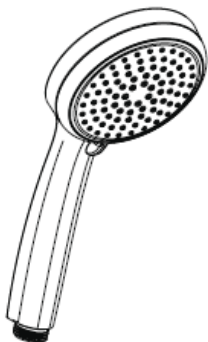


Croma 100 Multi
28536000

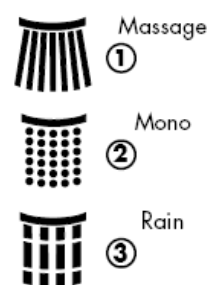
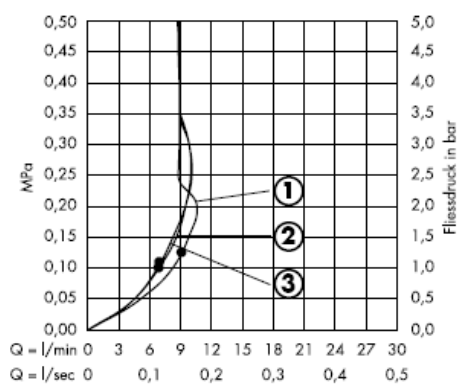
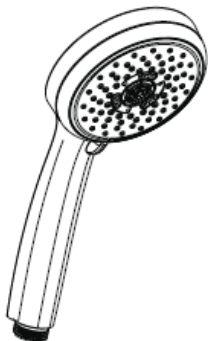


От • функцията е гарантирана.

Croma 100 Vario 9,4l
28537000



Croma 100 Multi 9,4l
28538000



От • функцията е гарантирана.

Unica'S Puro
28631XXX



Unica'S Puro
28632XXX



Cassetta'S Puro
28679000



Raindance S 100 AIR 3jet / Unica'S Puro
27880000
Raindance Talis S Combi
27073000



Raindance S 100 AIR 3jet / Unica'S Puro
27882000



Raindance S Combi
27075000



Raindance S Combi
27076000



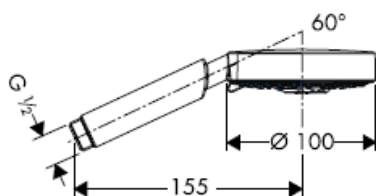
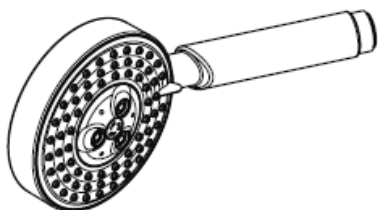
Raindance S 120 AIR 3jet / Unica'S Puro Set
27884000



Raindance S 120 AIR 3jet / Unica'S Puro Set
27886000



Raindance S 100 AIR 3jet
28504000



Rain AIR

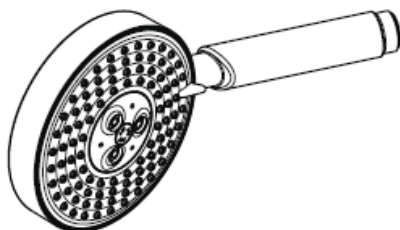


Balance AIR



Whirl AIR

Raindance S 120 AIR 3jet
28514000



Rain AIR



Balance AIR



Whirl AIR


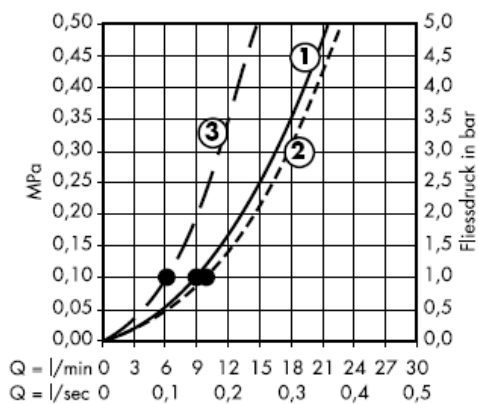
Raindance S 100 AIR 3jet

28504000


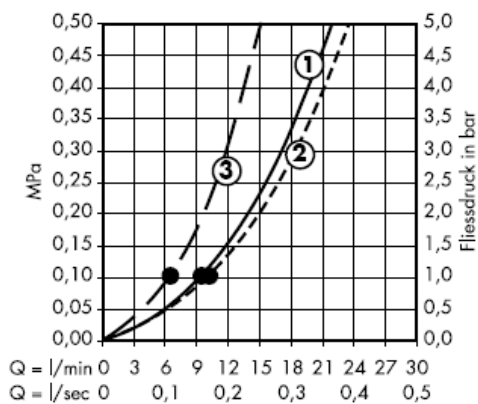
Raindance S 120 AIR 3jet

28514000

С филтърна вложка (A)



С уплътнение с цедка (B)



От • функцията е гарантирана.

Ръчният разпръсквател е подходящ за използване с проточни нагреватели с мощност от 21 kW нагоре и минимален поток от 7 л/мин.

Технически данни

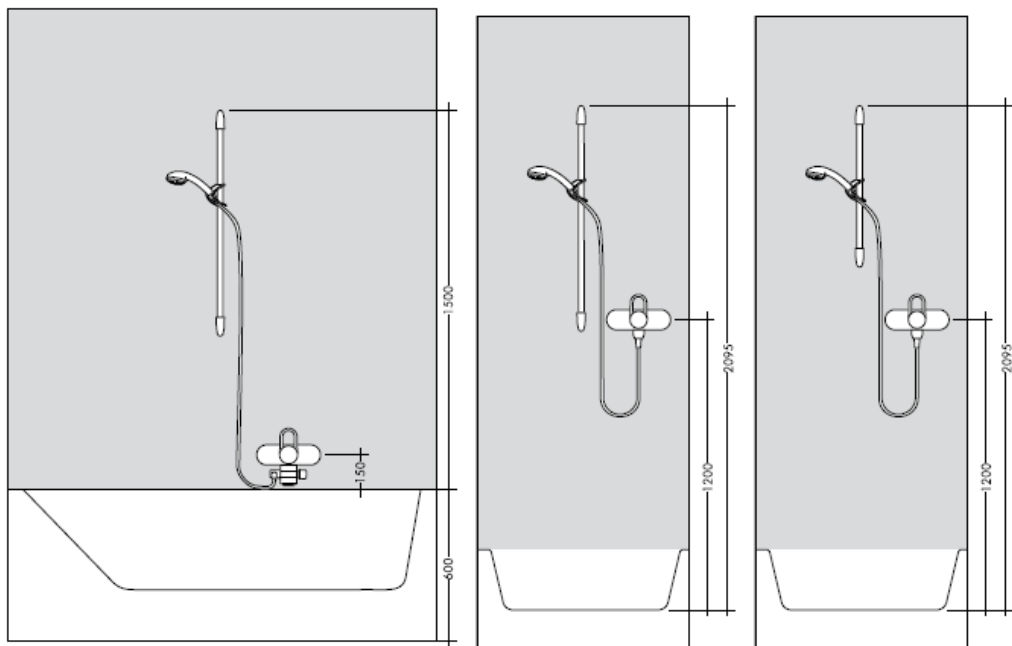
Работно налягане: max. 0,6 MPa
Препоръчително работно налягане: 0,1 – 0,4 MPa
(1 MPa = 10 bar = 147 PSI)
Температура на горещата вода: max. 60° C

При монтаж на продукта от квалифицирани специалисти да се внимава за това, закрепващата повърхност в целия диапазон на закрепването да бъде равна (без изпъкнали фуги или изместване на плочки), конструкцията на стената да е подходяща за монтаж на продукта и особено за това, да няма слаби места. Приложените винтове и дюбели са подходящи само за бетон. При други стени конструкции да се спазват данните на производителя на дюбели.

Контролен знак

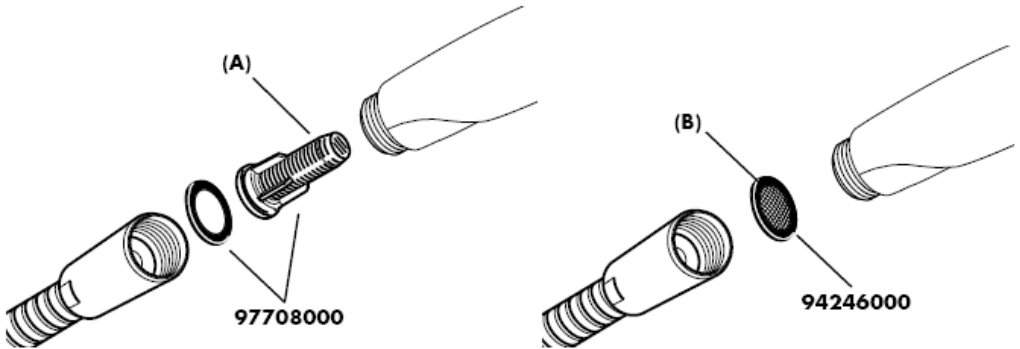
	DVGW	P-IX	SVGW	ACS	NF	WRAS	KIWA
27073000				X			
27076000				X			
27086000				X			
27772000				X			
27775000				X			
27882000				X			
27886000				X			

Изравнете по възможност към растера на плочките.



***** Силикон (без оцетна киселина!)

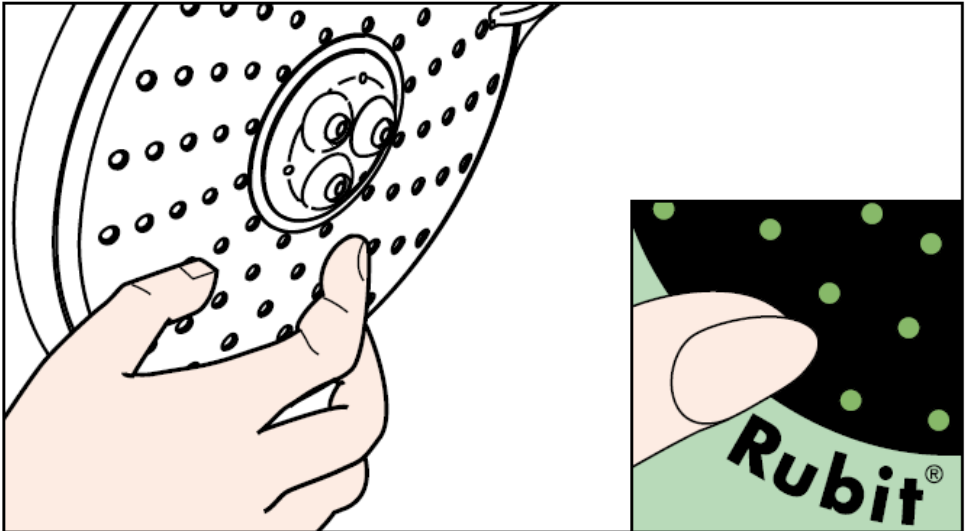




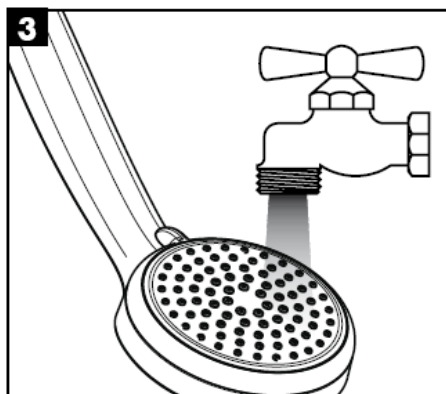
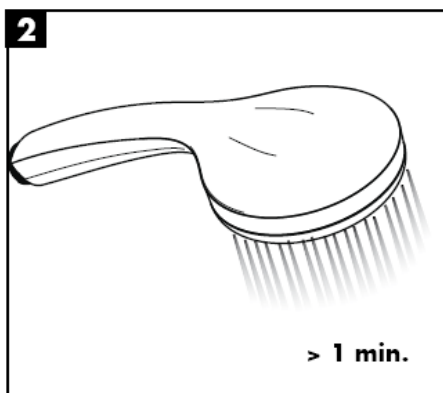
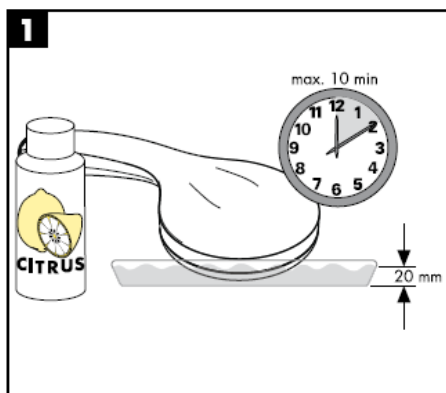
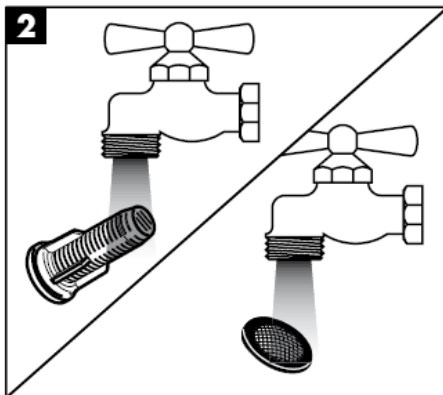
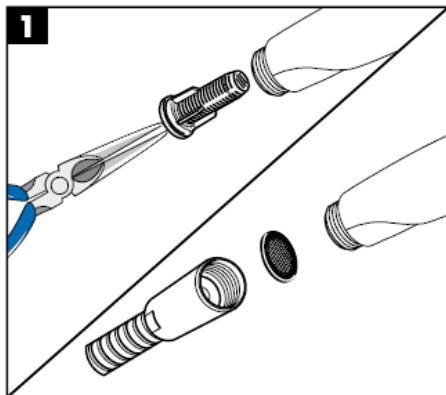
Опакованата към него филтърна вложка (А) трябва да се монтира, за да се осигури нормалния поток към ръчния разпръсквател и да се избегне натрупване на замърсявания от водопроводната мрежа. Ако желаете по-силно протичане на вода, вместо филтърната вложка (А) поставете уплътнението с цедка (В). Натрупването на замърсявания може да наруши функцията и/или да доведе до увреждания на функционалните части на ръчния разпръсквател, Hansgrohe не носи отговорност за получените се по този начин щети.

Почистване

С Rubit®, ръчната функция за почистване, приспособленията за почистване на струята могат да се почистват от варовика с просто разтъркване.



Почистване

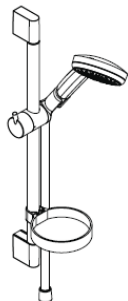


hansgrohe

Udhëzime rreth montimit



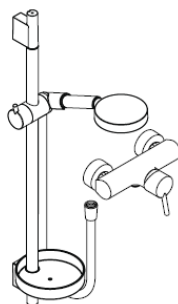
Unica'C
27610000
27611000



**Cromo 100 Vario/
Unica'C Set**
27771000
27772000
27776000

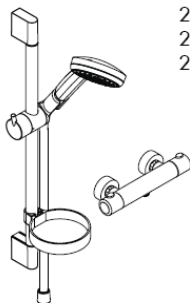


Unica'S Puro
28631XXX
28632XXX

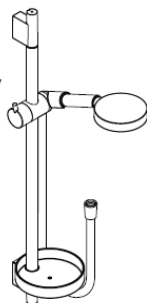


Raindance Talis S Combi
27073000

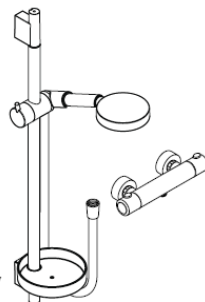
**Cromo 100 Multi/
Unica'C Set**
27774000
27775000
27777000



Cromo 100 Multi Combi
27085000
27086000



**Raindance S 100 AIR 3jet/
Unica'S Puro Set**
27880000
27882000



Raindance S Combi
27075000
27076000

**Raindance S 120 AIR 3jet/
Unica'S Puro Set**
27884000
27886000

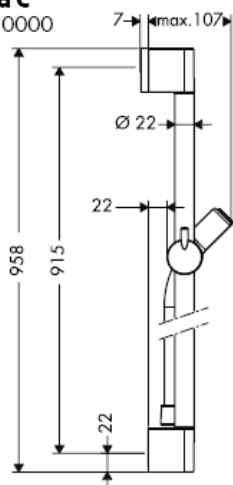
hansgrohe



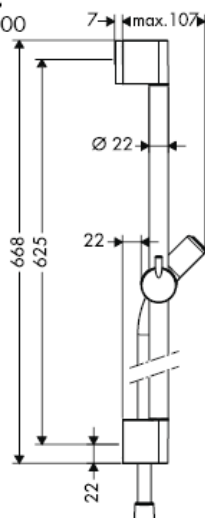
Garantohet funksioni optimal vetëm në kombinim me spërkatëset Hansgrohe si dhe zorrat e dushit Hansgrohe.

Zorra e dushit mund të përdoren vetëm për lidhjen e spërkatëseve me armaturën. Ndalohet bllokimi pas zorrës në drejtim të rrjedhjes!

Unica'C
27610000



Unica'C
27611000



Croma 100 Vario / Unica'C Set
27771000

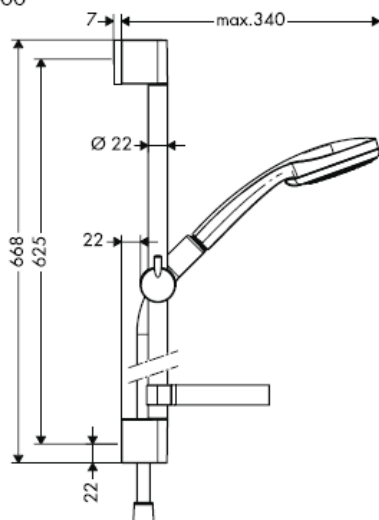
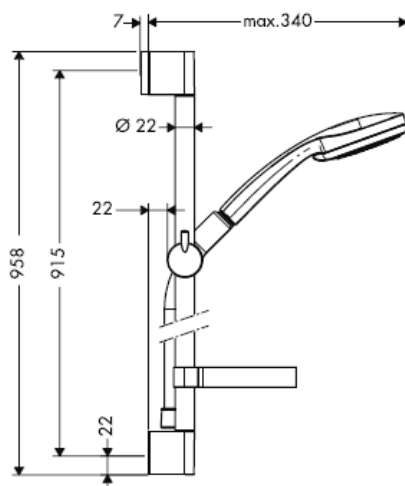
Croma 100 Multi / Unica'C Set
27774000

Croma 100 Vario / Unica'C Set
27772000

Croma 100 Multi / Unica'C Set
27775000

Croma 100 Vario 9,4 l / Unica'C Set
27776000

Croma 100 Multi 9,4 l / Unica'C Set
27777000



Croma 100 Multi Combi

27085000

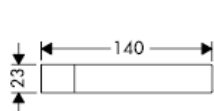


Croma 100 Multi Combi

27086000



Cassetta'C



97450000

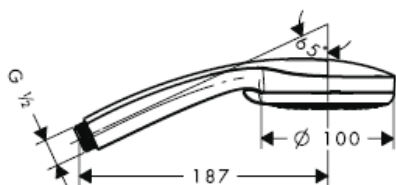
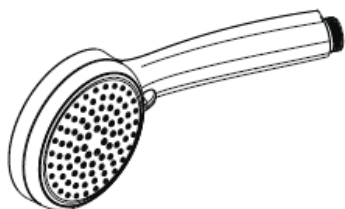
96189000



2.

28678000

Croma 100 Vario
28535000
Croma 100 Vario 9,4l
28537000



Rain



Normal

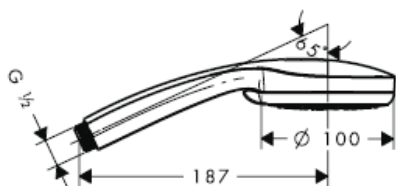
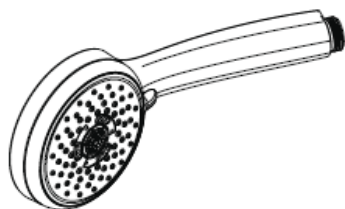


Shampoo



Massage

Croma 100 Multi
28536000
Croma 100 Multi 9,4l
28538000



Rain

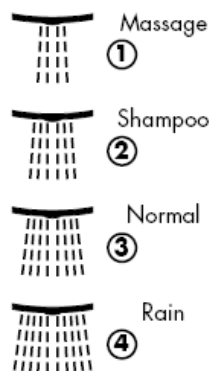
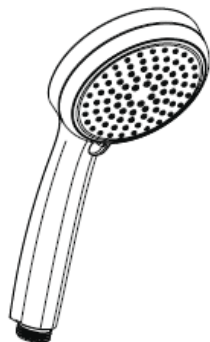


Massage

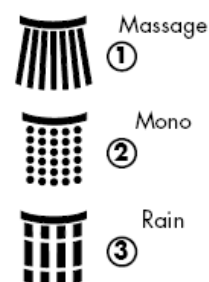
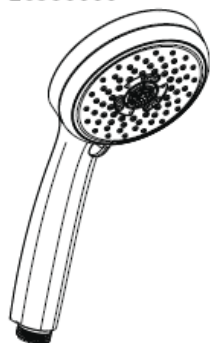


Mono

Croma 100 Vario
28535000

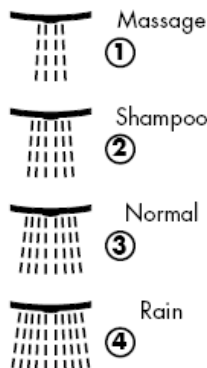
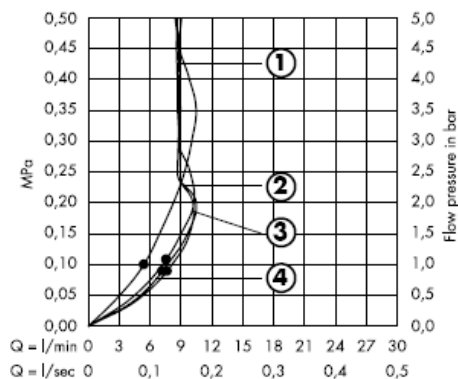
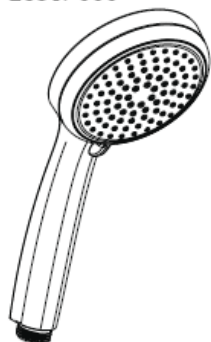


Croma 100 Multi
28536000

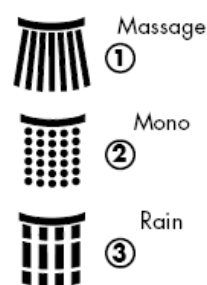
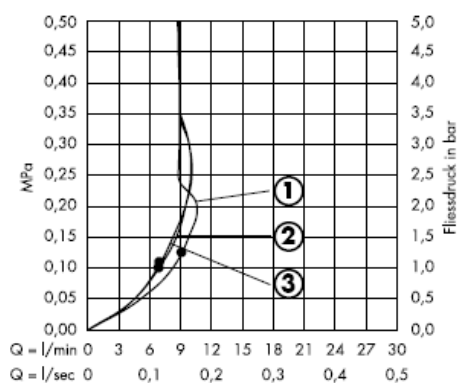
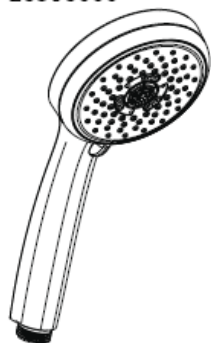


Nga • është i mundur funksioni.

Croma 100 Vario 9,4l
28537000

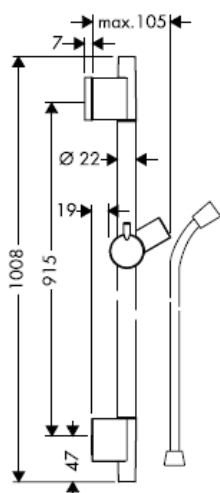


Croma 100 Multi 9,4l
28538000

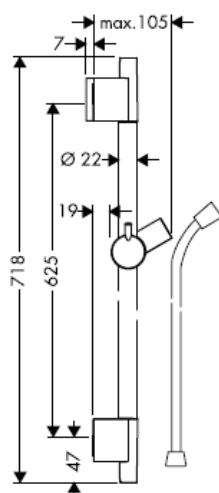


Nga • është i mundur funksioni.

Unica'S Puro
28631XXX



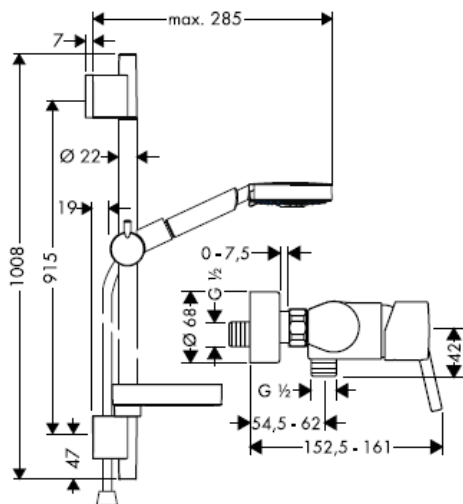
Unica'S Puro
28632XXX



Cassetta'S Puro
28679000



Raindance S 100 AIR 3jet / Unica'S Puro
27880000
Raindance Talis S Combi
27073000



Raindance S 100 AIR 3jet / Unica'S Puro
27882000



Raindance S Combi
27075000



Raindance S Combi
27076000



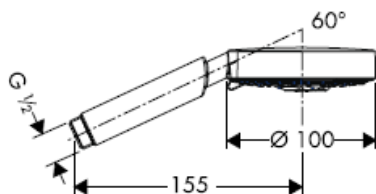
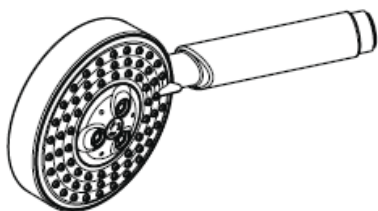
Raindance S 120 AIR 3jet / Unica'S Puro Set
27884000



Raindance S 120 AIR 3jet / Unica'S Puro Set
27886000



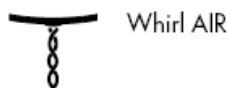
Raindance S 100 AIR 3jet
28504000



Rain AIR

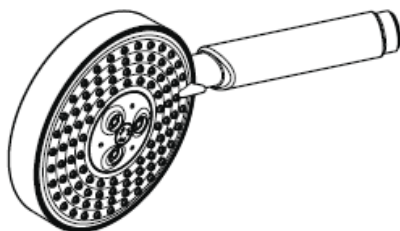


Balance AIR



Whirl AIR

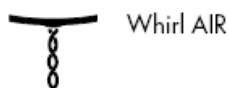
Raindance S 120 AIR 3jet
28514000



Rain AIR



Balance AIR



Whirl AIR


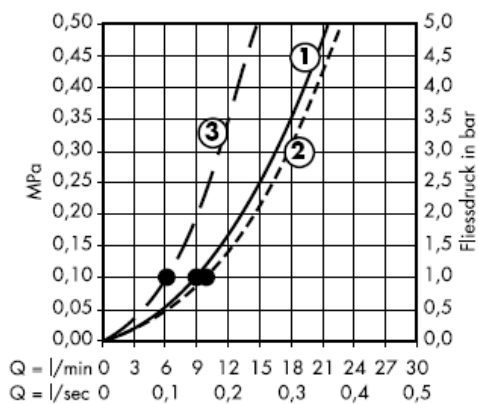
Raindance S 100 AIR 3jet

28504000


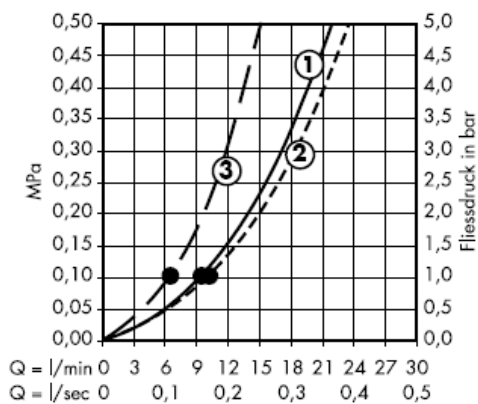
Raindance S 120 AIR 3jet

28514000

Me përdorim të filtrit (A)



Me izolues të sitës (B)



Nga • është i mundur funksioni.

Shqib

Spërkatësja mund të përdoret në kombinim me ngrohës elektrikë të ujit me kapacitet 21 kW e sipër dhe një rrjedhje minimale prej 7 l/min.

Të dhëna teknike

Presioni gjatë punës max. 0,6 MPa
Presioni i rekomanduar: 0,1 – 0,4 MPa
(1 MPa = 10 bar = 147 PSI)
Temperatura e ujit të ngrrohtë max. 60° C

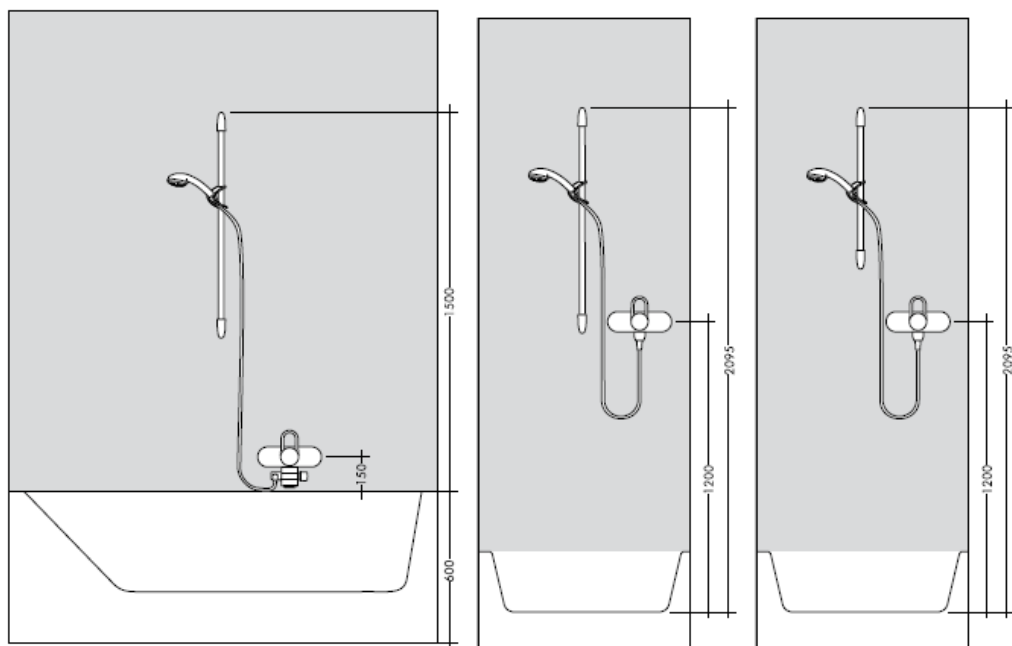
Gjatë montimit të produktit nga ana e personit të kualifikuar duhet pasur parasysh që e gjithë sipërfaqja mbërthyesë të jetë e drejtë (nuk duhet të ketë hapësira mes pllakave). Mbi të gjitha muri duhet të jetë i përshtatshëm për montim dhe nuk duhet të ketë pika të dobëta.

Vidhat dhe kunjat e bashkangjitura janë të përshtatshme vetëm për beton. Te përbërja tjetër murore të merren parasysh të dhënat e prodhuesit të kunjave.

Shenja e kontrollit

	DVGW	P-IX	SVGW	ACS	NF	WRAS	KIWA
27073000				X			
27076000				X			
27086000				X			
27772000				X			
27775000				X			
27882000				X			
27886000				X			

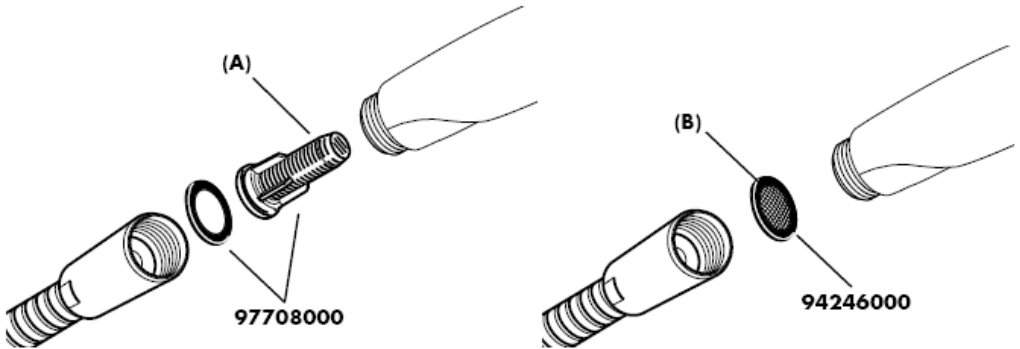
Përmasat i duhen përshtatur mundësisht këndit të pllakave të murit



* Silikon (pa acid uthulle!)



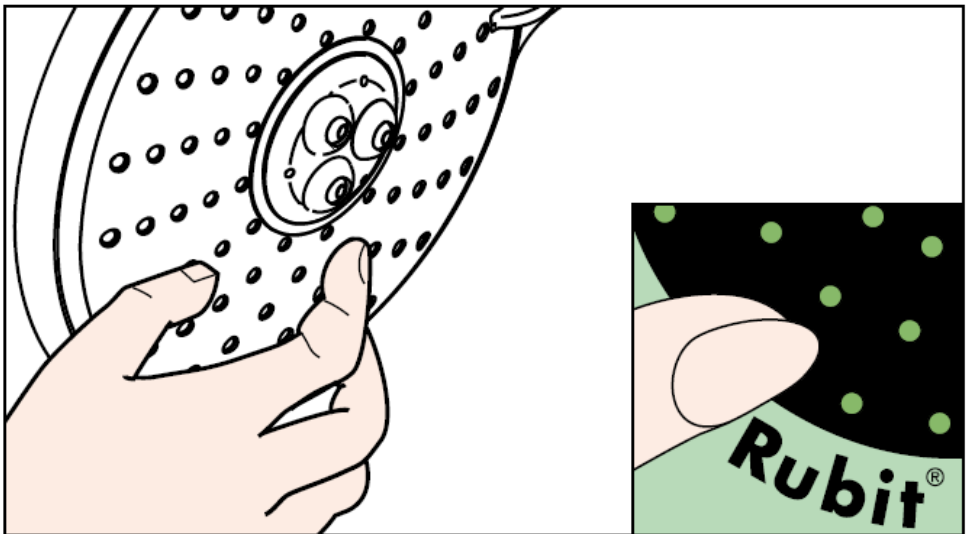
Shqib



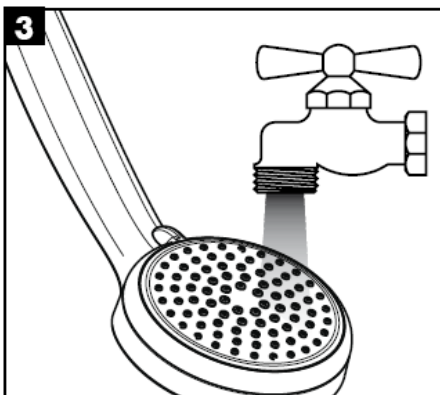
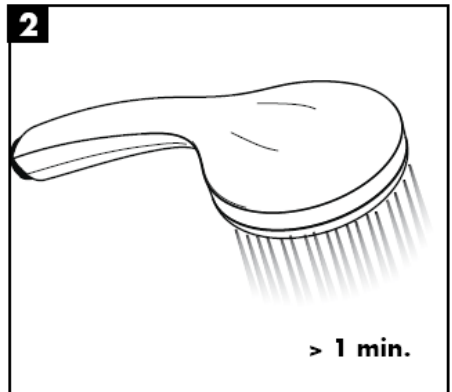
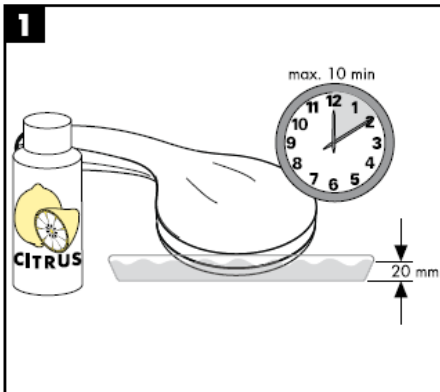
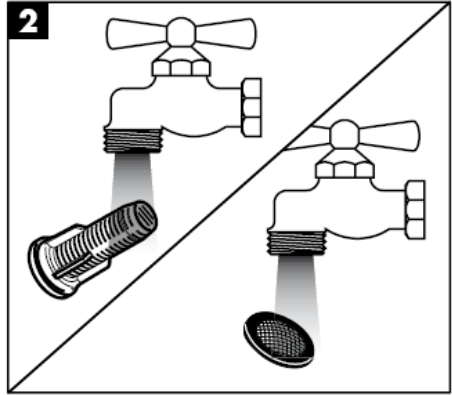
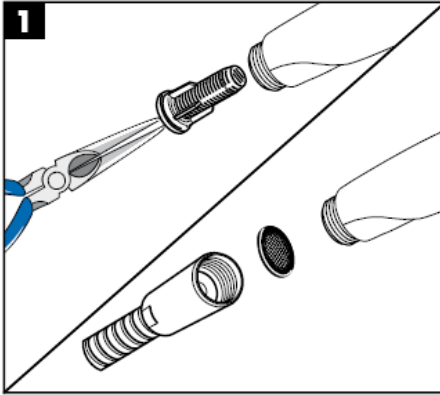
Filtri i bashkëngjitur (A) duhet montuar për të garantuar rrjedhjen sipas normave të ujit nga spërkatësja si dhe për të evituar thithjen e ndotjeve nga tubacionet e ujësjellësit. Nëse dëshironi më shumë vëllim uji, atëherë në vend të filtrit (A) duhet të përdorni sitën (B). Ndotjet mund të dëmtojnë pjesë funksionale të spërkatësës. Hansgrohe nuk merr përgjegjësinë për dëmet e shkaktuara në këtë mënyrë.

Pastrimi

Me Rubit®, funksionin manual të pastrimit mund të hiqet kalku me fërkim të thjeshtë nga formuesit e currilit.



Pastrimi



hansgrohe

