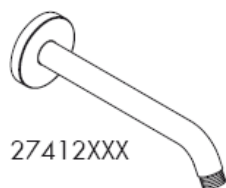
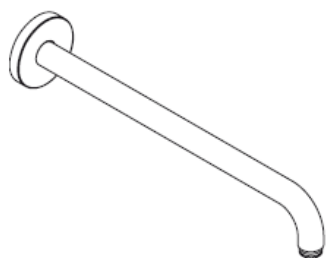


Montageanleitung

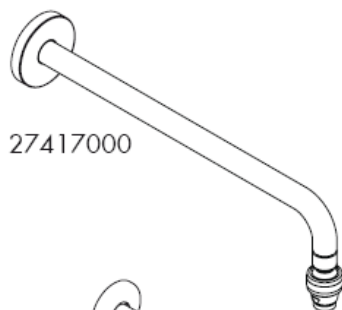


27412XXX

27409XXX/27410XXX/27413XXX



27416000



27417000



27411XXX



27415000

hangrohe

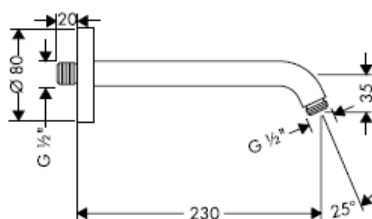


Bei der Montage des Produktes durch qualifiziertes Fachpersonal ist darauf zu achten, dass die Befestigungsfläche im gesamten Bereich der Befestigung plan ist (keine vorstehenden Fugen oder Fliesenversatz), der Wandaufbau für eine Montage des Produktes geeignet ist und insbesondere keine Schwachstellen aufweist. Die beigelegten Schrauben und Dübel sind nur für Beton geeignet. Bei anderen Wandaufbauten sind die Herstellerangaben des Dübelherstellers zu beachten.

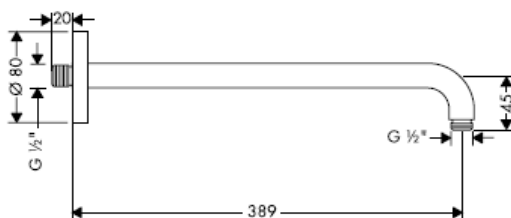
27409XXX



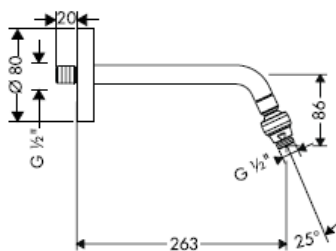
27412XXX



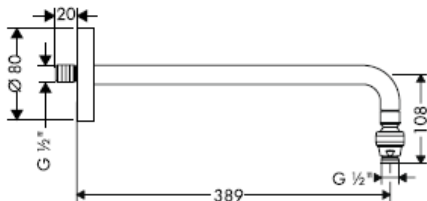
27413XXX

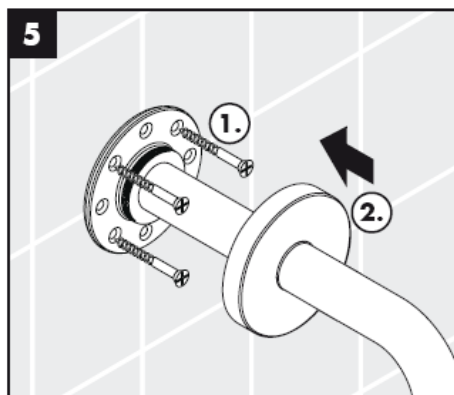
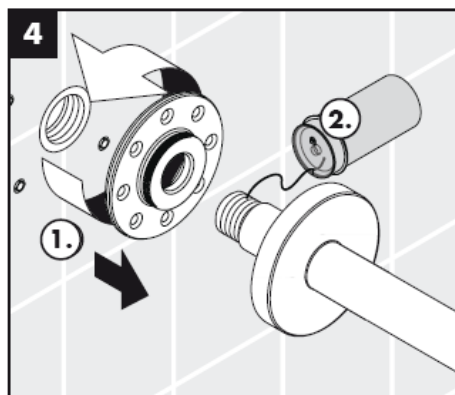
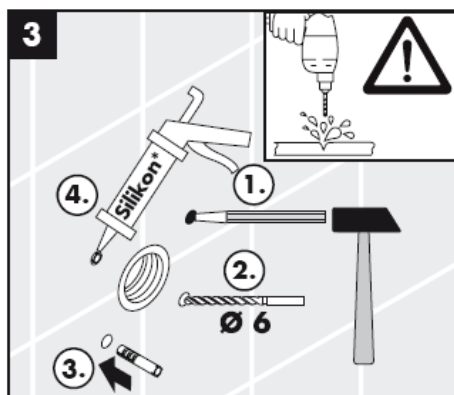
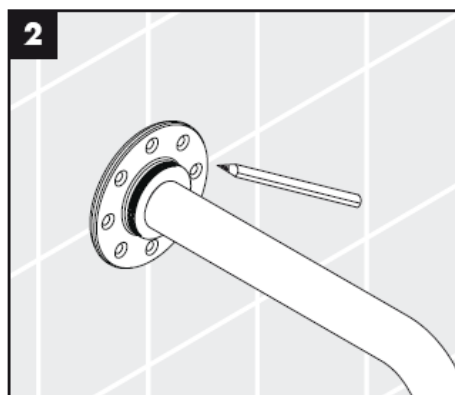
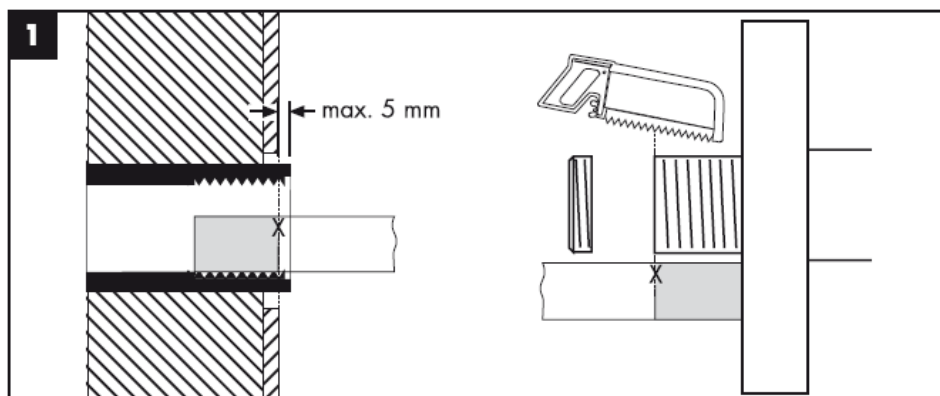


27416000

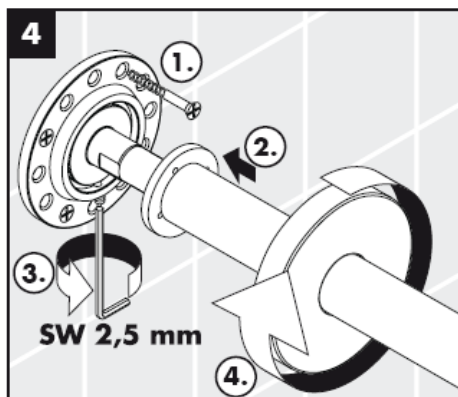
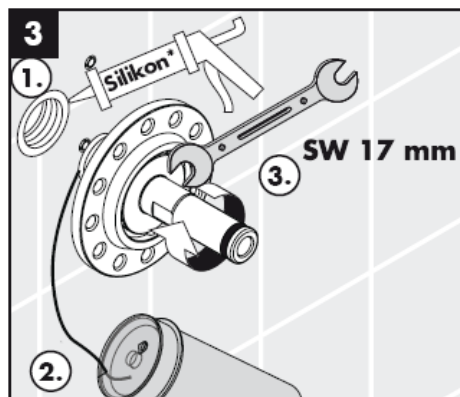
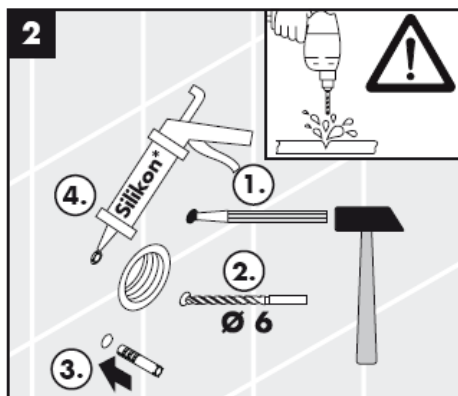
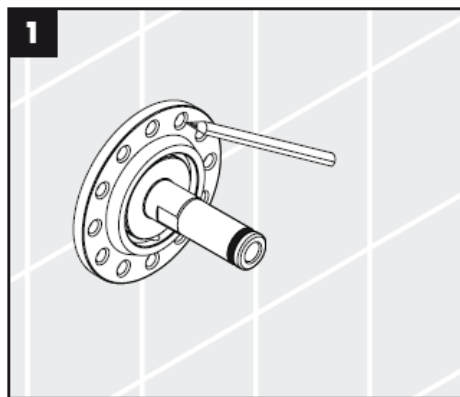
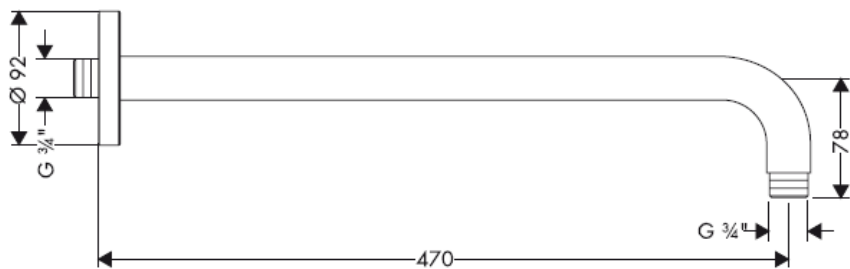


27417000

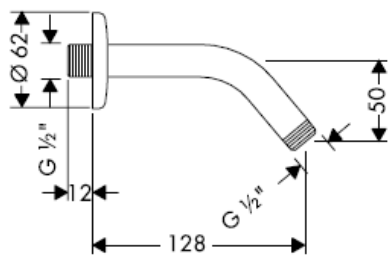




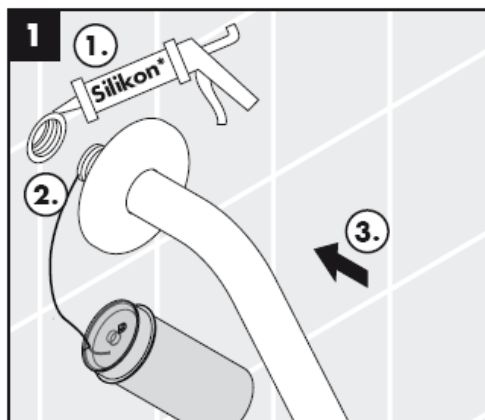
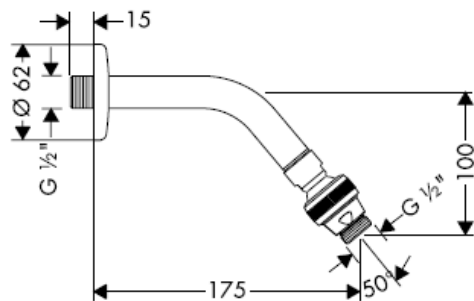
27410XXX



27411XXX

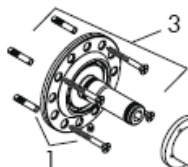


27415XXX

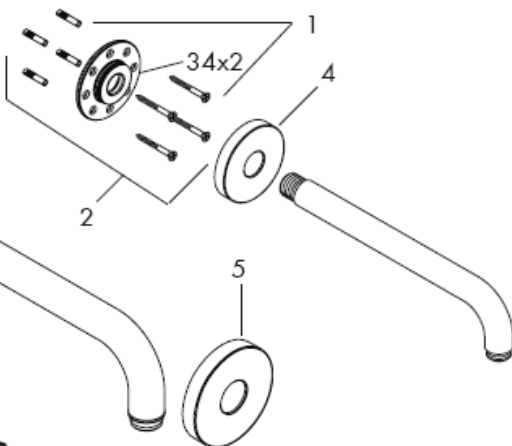


*Silikon (essigsäurefrei!)

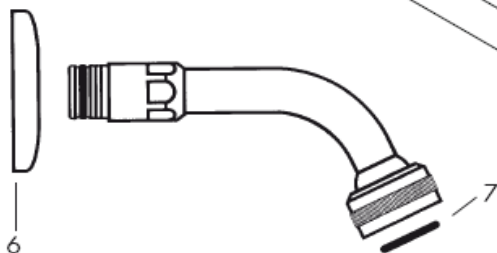
27410XXX



27409XXX / 27412XXX / 27413XXX / 27416000 /
27417000



27411XXX / 27415000



Serviceteile

1	Befestigungsteile	40916000
2	Befestigungssatz	95080000
3	Befestigungssatz	98510000
4	Rosette	98940XXX
5	Rosette	98589XXX
6	Rosette	28454XXX
7	O-Ring 24 x 3,5	98084000

Farbcodierung

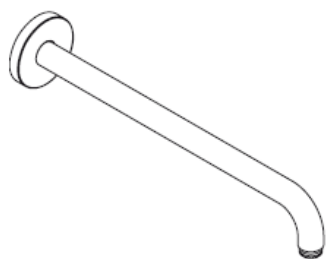
000 chrom
800 edelstahl-optik
820 brushed nickel
830 polished nickel

hansgrohe

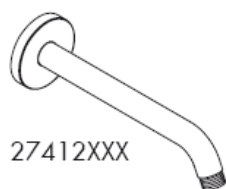
Hansgrohe · Postfach 1145 · D-77761 Schiltach · Telefon +49 (0) 78 36/51-1282 · Telefax +49 (0) 7836/511440
E-Mail: info@hansgrohe.com · Internet: www.hansgrohe.com

06/2008
9 09914 06
Deutsch

Instructions de montage



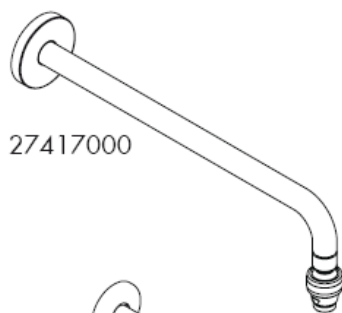
27409XXX/27410XXX/27413XXX



27412XXX



27416000



27417000



27411XXX



27415000

hansgrohe



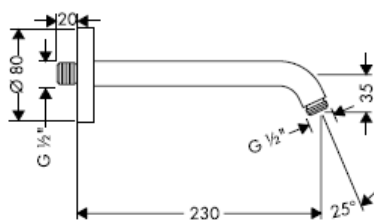
Lors du montage du produit par un ouvrier qualifié, il faut faire attention à ce que la surface de fixation soit plane sur toute son étendue (aucun dépassement de joint ni de carrelage), que la construction de la paroi soit adaptée à l'installation du produit et surtout ne présente aucun point faible.

Les vis et les chevilles fournies sont uniquement appropriées au béton. Pour les autres constructions, il faudra tenir compte des préconisations du fabricant de cheville.

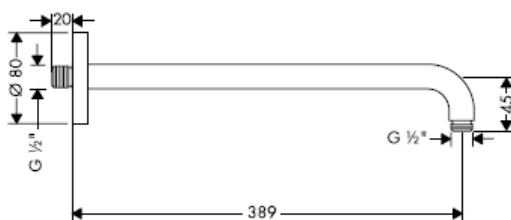
27409XXX



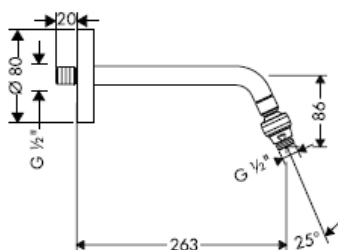
27412XXX



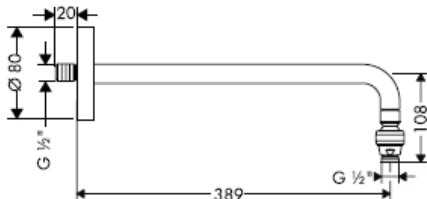
27413XXX

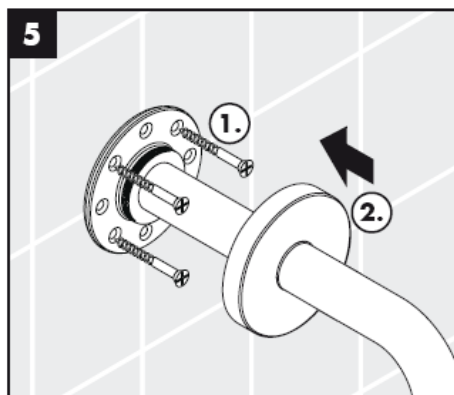
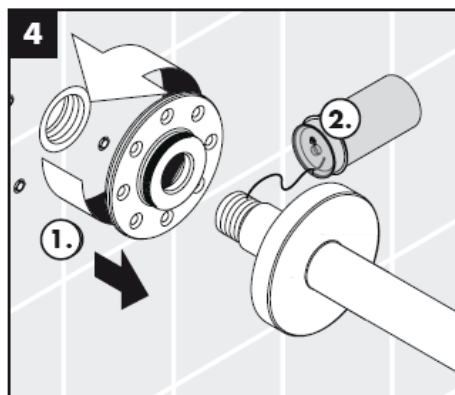
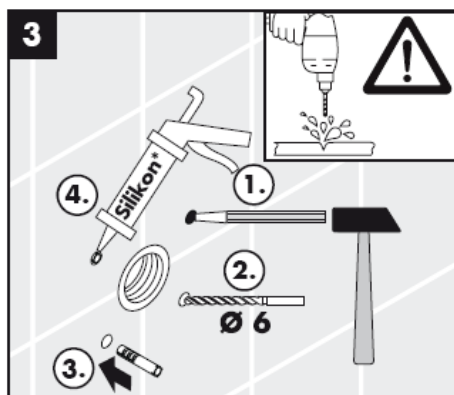
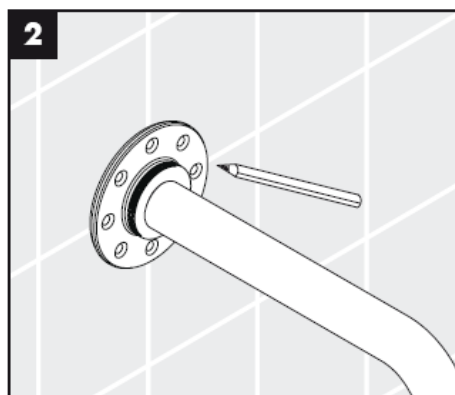
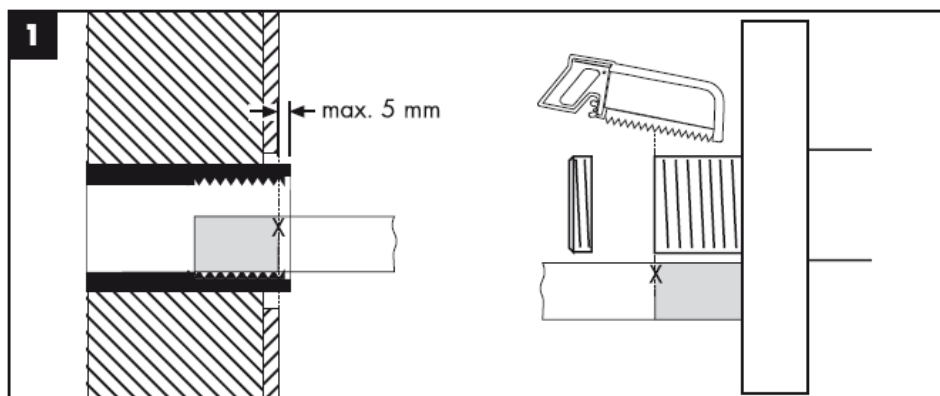


27416000

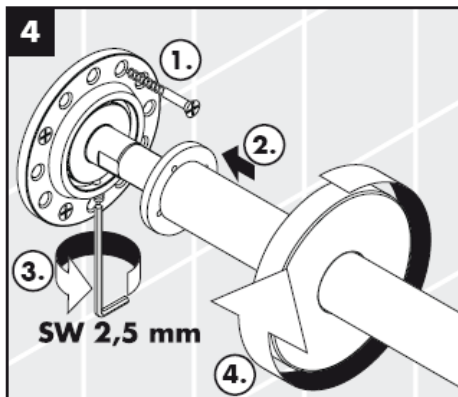
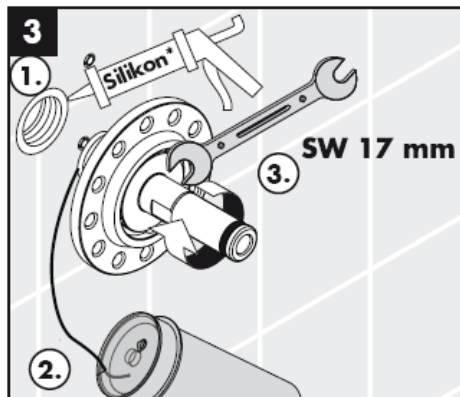

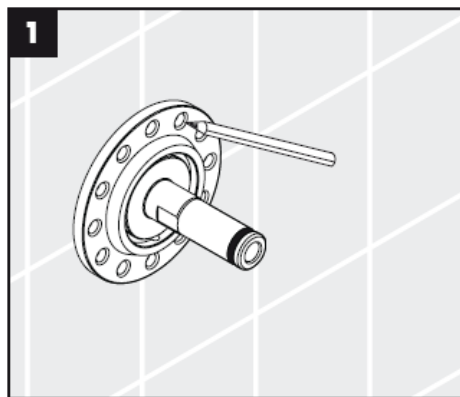
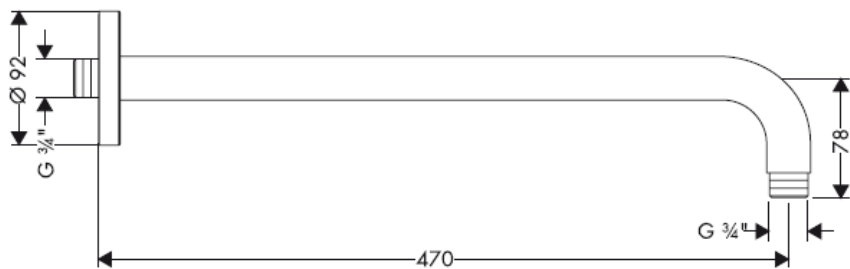


27417000

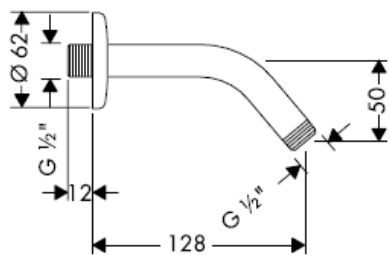




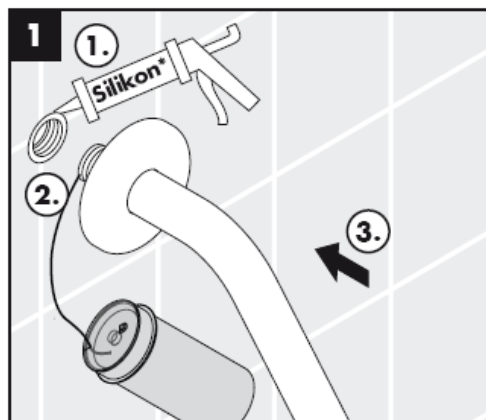
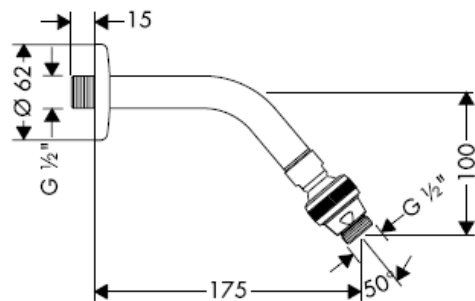
27410XXX



27411XXX

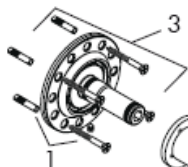


27415XXX

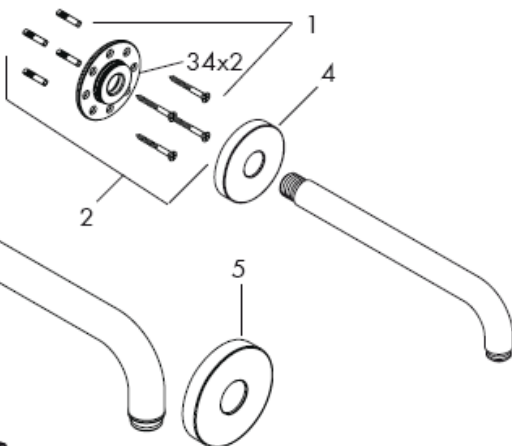


* Silicone (sans acide acétique!)

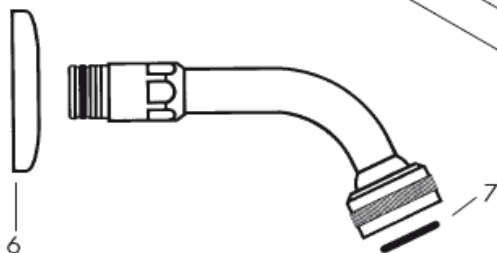
27410XXX



27409XXX / 27412XXX / 27413XXX / 27416000 /
27417000



27411XXX / 27415000



Pièces détachées

1	set de fixation	40916000
2	set de fixation	95080000
3	set de fixation	98510000
4	rosace	98940XXX
5	rosace	98589XXX
6	rosace	28454XXX
7	joint torique 24 x 3,5	98084000

Couleurs

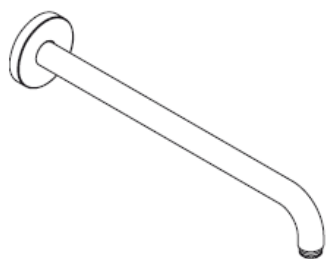
000 chromé
800 aspect acier inox
820 brushed nickel
830 polished nickel

hansgrohe

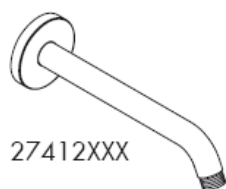
Hansgrohe · Postfach 1145 · D-77761 Schiltach · Telefon +49 (0) 78 36/51-1282 · Telefax +49 (0) 7836/511440
E-Mail: info@hansgrohe.com · Internet: www.hansgrohe.com

06/2008
9 09914 06
Français

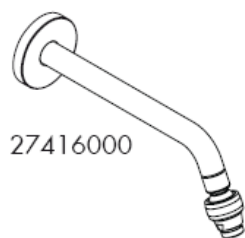
assembly instructions



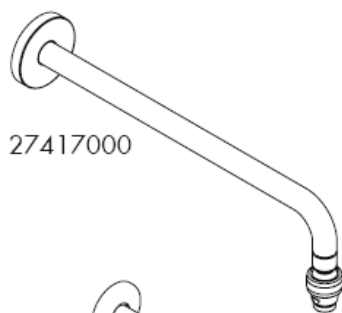
27409XXX/27410XXX/27413XXX



27412XXX



27416000



27417000



27411XXX



27415000

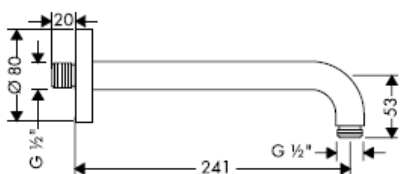
hangrohe



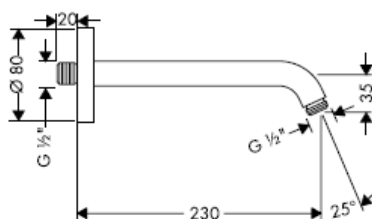
Where the contractor mounts the product, he should ensure that the entire area of the wall to which the mounting plate is to be fitted, is flat (no projecting joints or tiles sticking out), that the structure of the wall is suitable for the installation of the product and has no weak points.

The enclosed screws and dowels are only suitable for concrete. For another wall constructions the manufacturer's indications of the dowel manufacturer have to be taken into account.

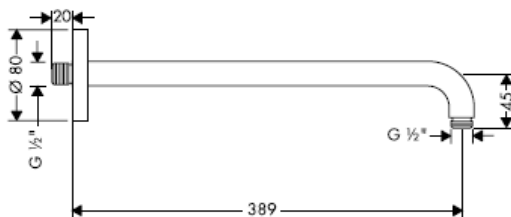
27409XXX



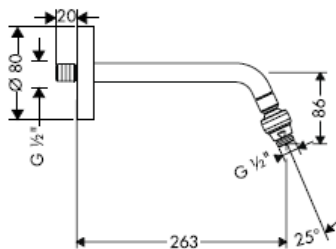
27412XXX



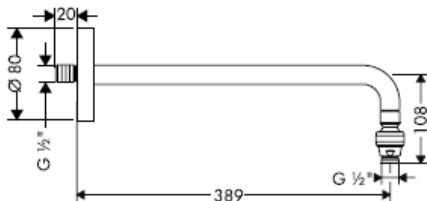
27413XXX

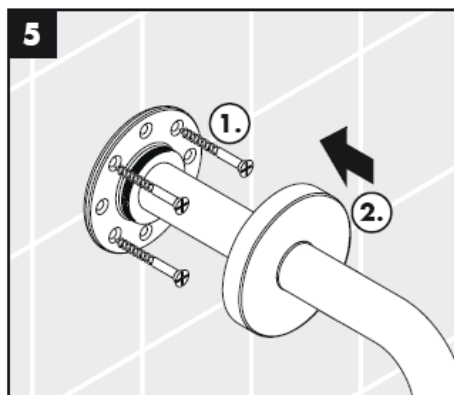
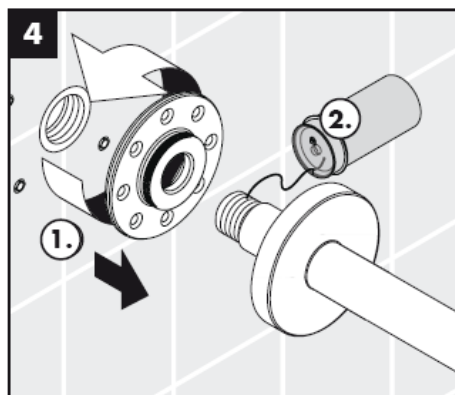
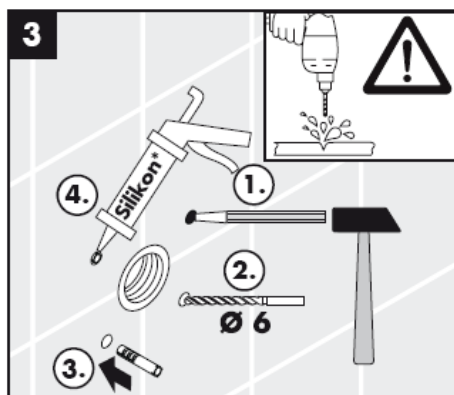
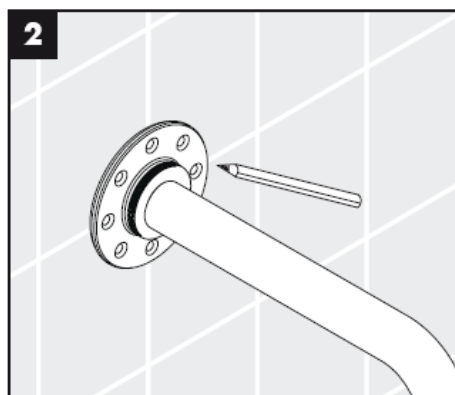
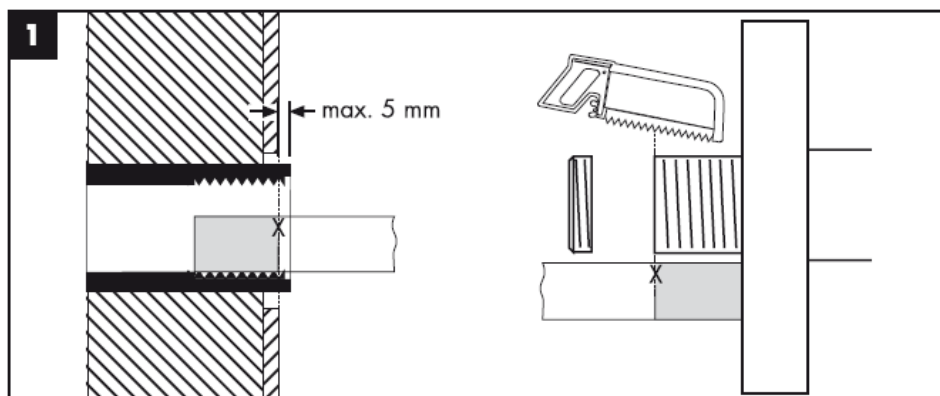


27416000

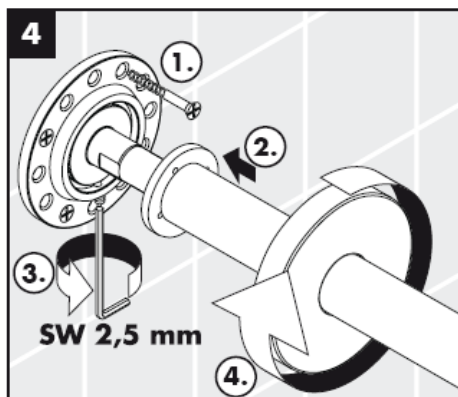
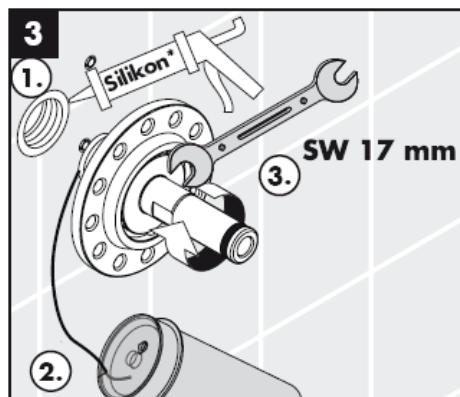
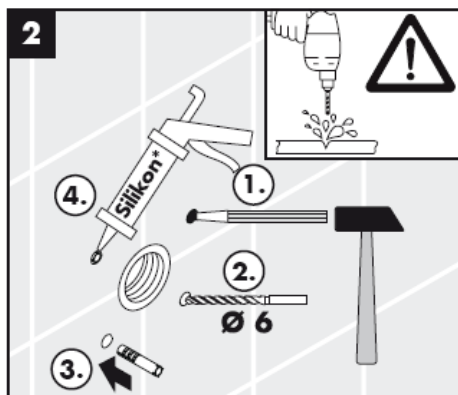
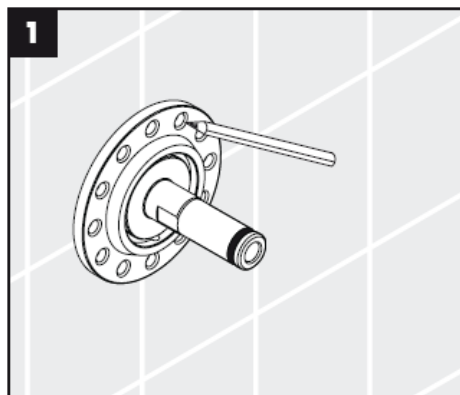
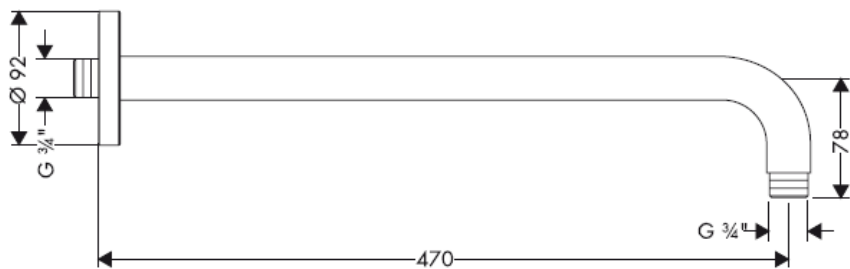


27417000

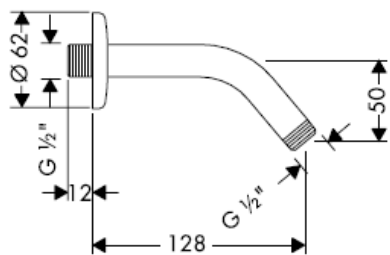




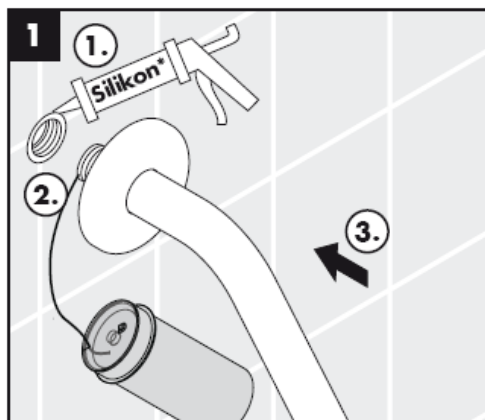
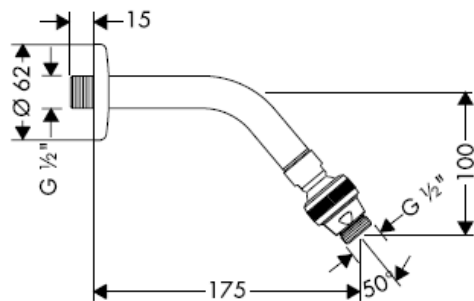
27410XXX



27411XXX

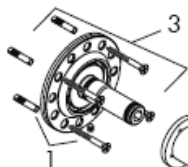


27415XXX

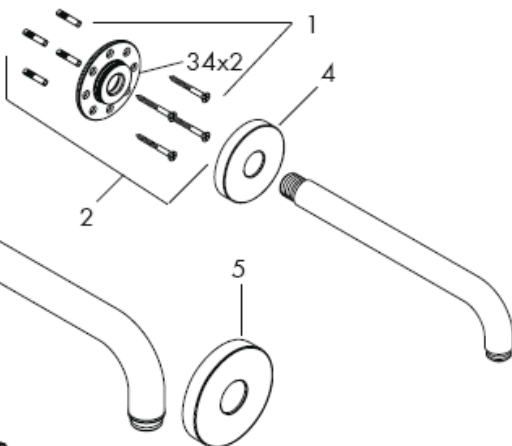


* Silicone (free from acetic acid!)

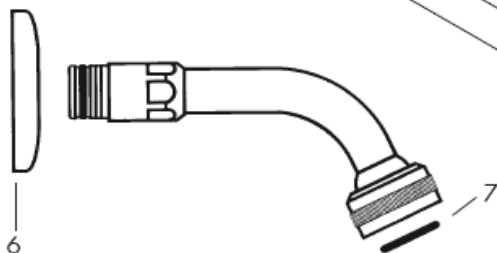
27410XXX



27409XXX / 27412XXX / 27413XXX / 27416000 /
27417000



27411XXX / 27415000



Spare parts

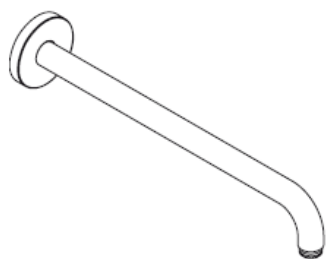
1	mounting set	40916000
2	mounting kit	95080000
3	mounting kit	98510000
4	flange	98940XXX
5	flange	98589XXX
6	flange	28454XXX
7	O-ring 24 x 3,5	98084000

Colors

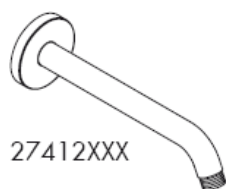
000 chrome plated
800 stainless steel optic
820 brushed nickel
830 polished nickel

hansgrohe

Istruzioni per Installazione



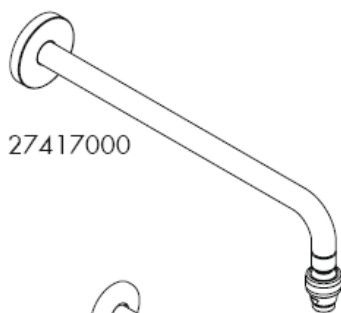
27409XXX/27410XXX/27413XXX



27412XXX



27416000



27417000



27411XXX



27415000

hangrohe



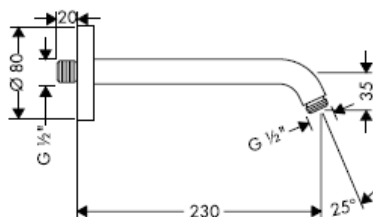
Quando il personale tecnico specializzato esegue il montaggio del prodotto è necessario assicurarsi che la superficie di fissaggio sia piana in tutta l'area di fissaggio (senza giunti sporgenti o spostamento delle piastrelle), che la struttura della parete sia adatta per il montaggio del prodotto e soprattutto che non ci siano dei punti deboli.

Le viti e i tasselli in dotazione sono adatti solo per calcestruzzo. In caso di altre strutture della parete vanno osservare le indicazioni del produttore dei tasselli.

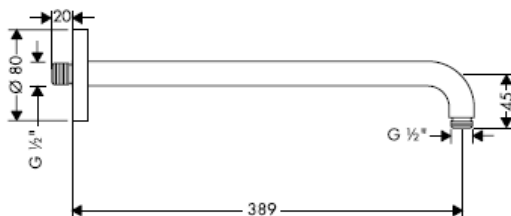
27409XXX



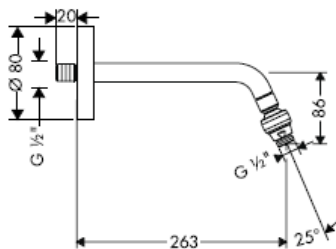
27412XXX



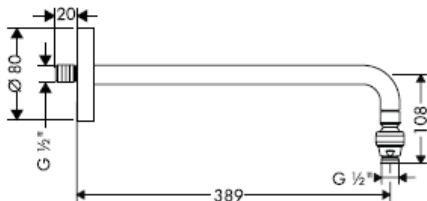
27413XXX

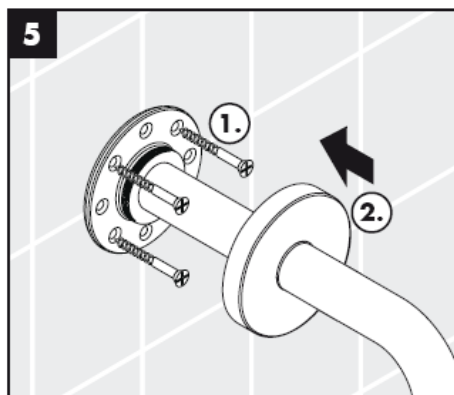
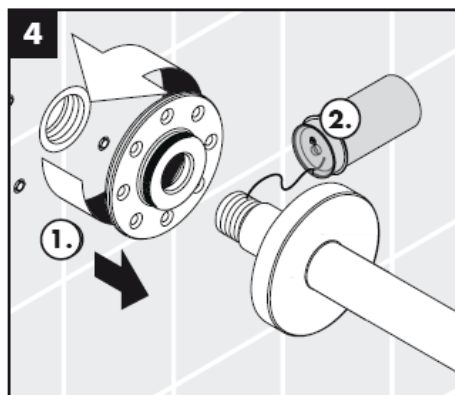
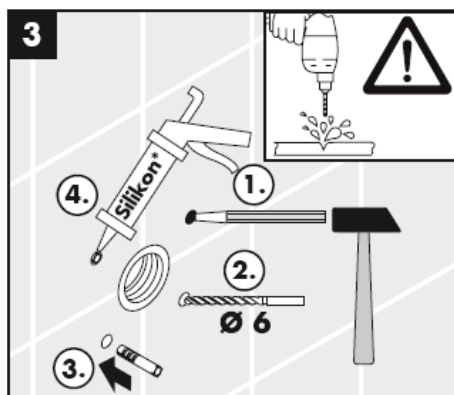
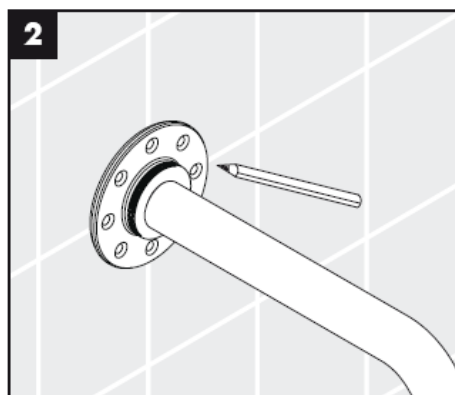
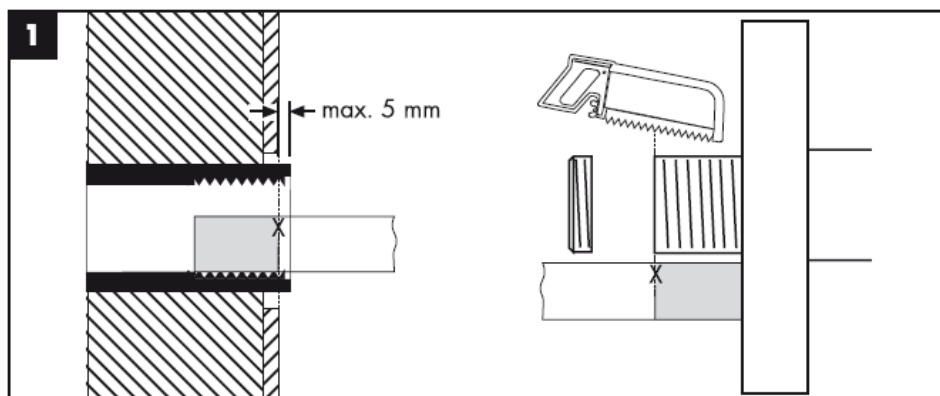


27416000

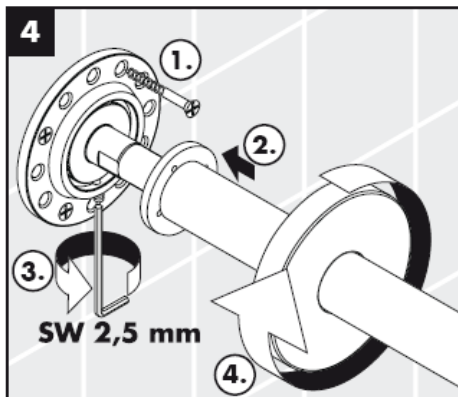
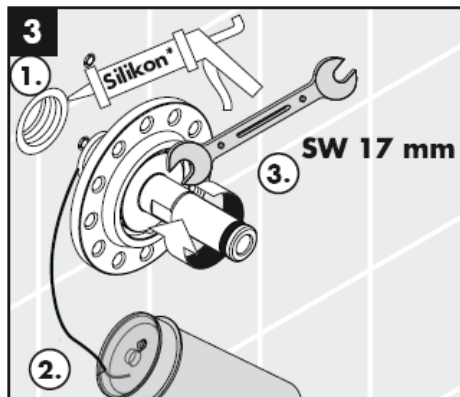

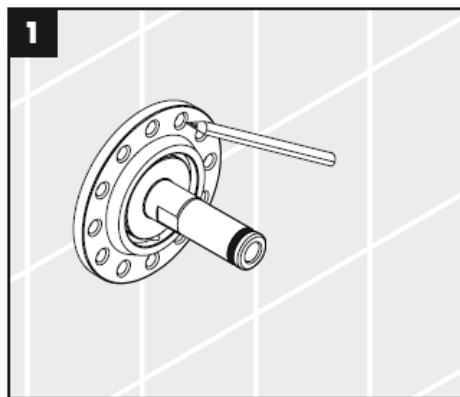
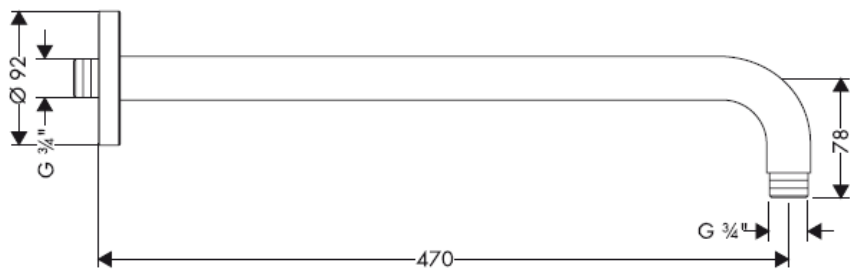


27417000

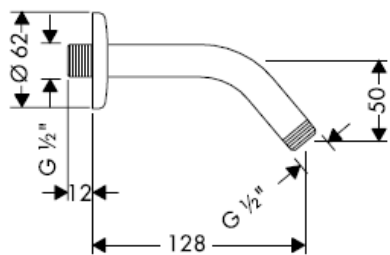




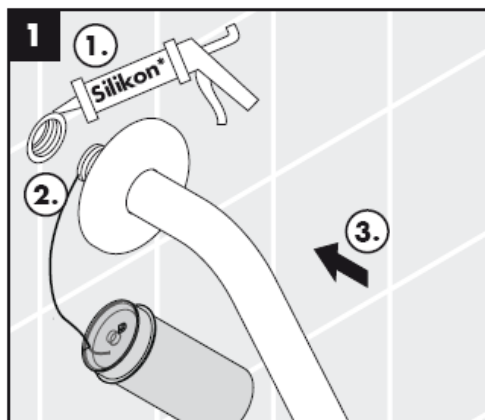
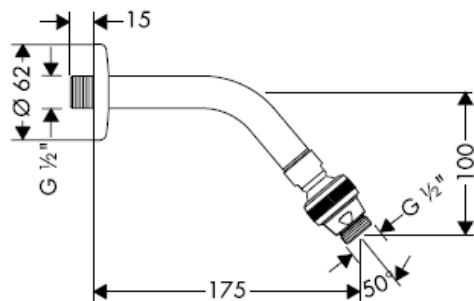
27410XXX



27411XXX

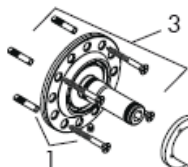


27415XXX

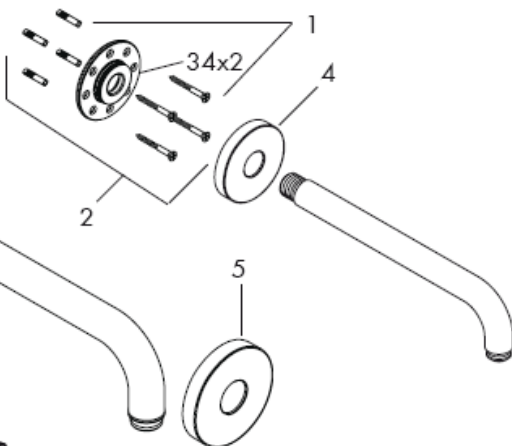


*Silicone (esente da acido acetico!)

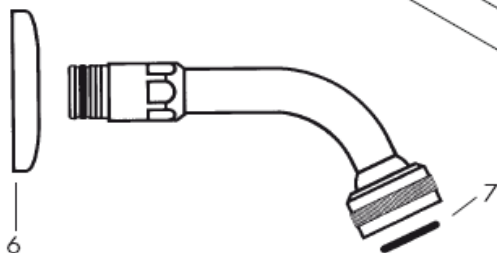
27410XXX



27409XXX / 27412XXX / 27413XXX / 27416000 /
27417000



27411XXX / 27415000



Parti di ricambio

1	set di fissaggio	40916000
2	set di fissaggio	95080000
3	set di fissaggio	98510000
4	copertura	98940XXX
5	copertura	98589XXX
6	copertura	28454XXX
7	o-ring 24 x 3,5	98084000

Trattamento

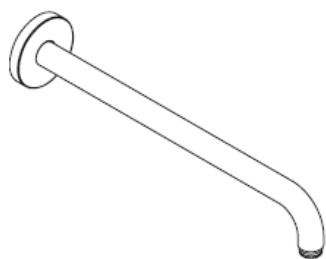
000 cromato
800 acciaio inox acciaio
820 brushed nickel
830 polished nickel

hansgrohe

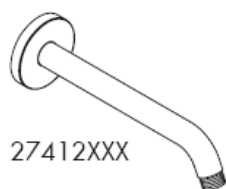
Hansgrohe · Postfach 1145 · D-77761 Schiltach · Telefon +49 (0) 78 36/51-1282 · Telefax +49 (0) 7836/511440
E-Mail: info@hansgrohe.com · Internet: www.hansgrohe.com

06/2008
9.09914.06
Italiano

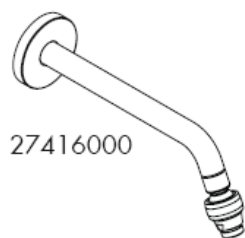
Instrucciones de montaje



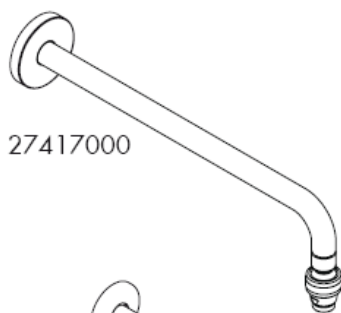
27409XXX/27410XXX/27413XXX



27412XXX



27416000



27417000



27411XXX



27415000

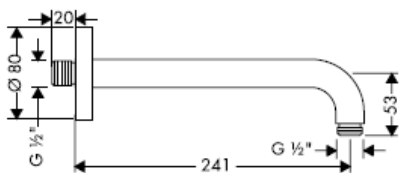
hansgrohe



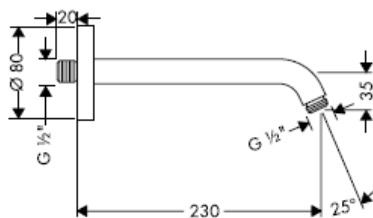
En el momento del montaje del producto por parte de personal especializado y cualificado se deberá prestar una atención especial a que la superficie de fijación en toda el área de la fijación sea plana (sin juntas que sobresalen ni azulejos desplazados), que la estructura de la pared sea adecuada para un montaje del producto y que, ante todo, no presente puntos débiles.

Los tornillos y tacos adjuntos son sólo apropiados para hormigón. En el caso de otras estructuras murales se deberán considerar las indicaciones del fabricante de tacos.

27409XXX



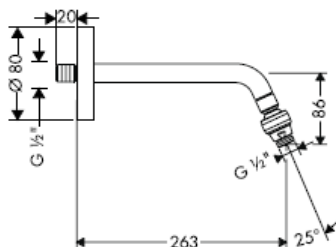
27412XXX



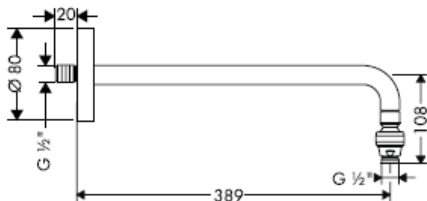
27413XXX

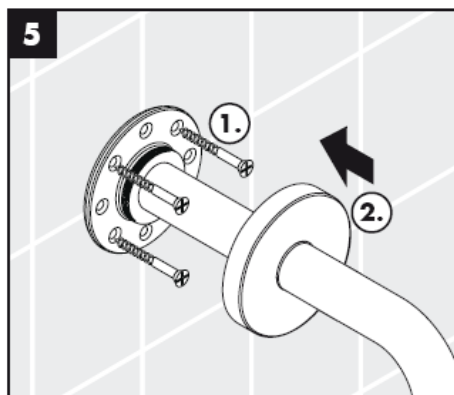
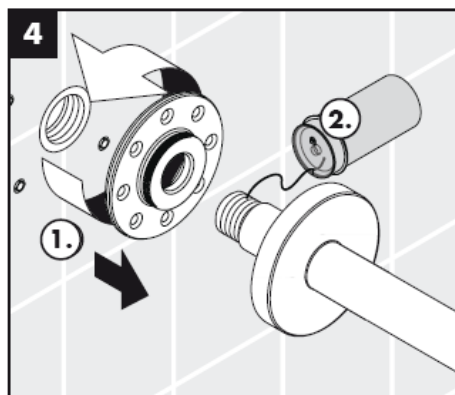
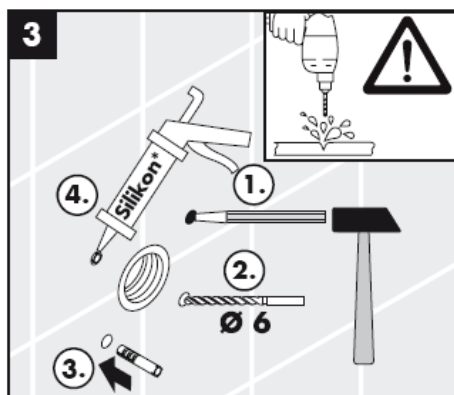
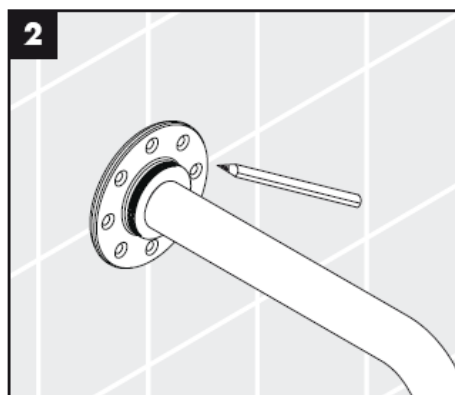
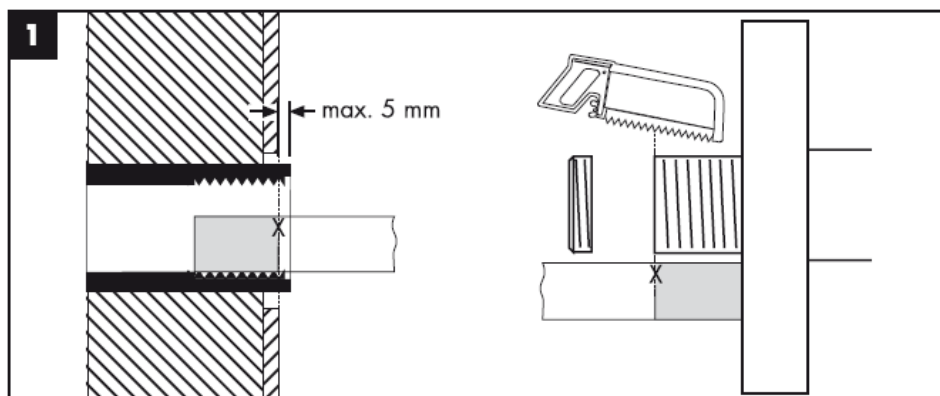


27416000

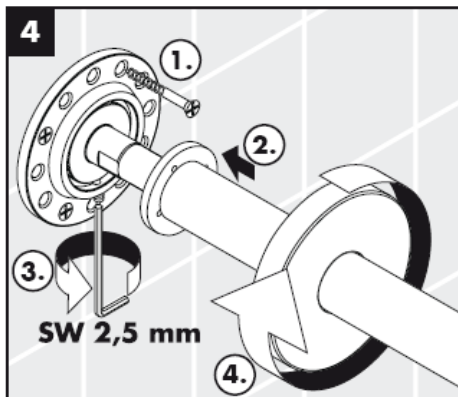
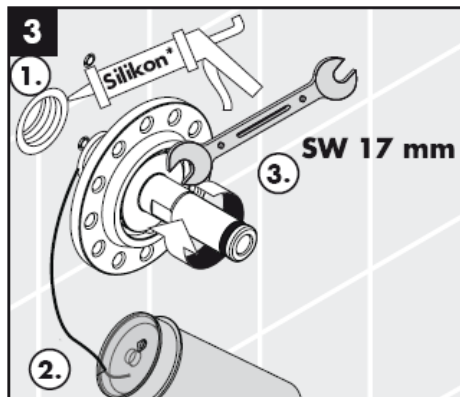

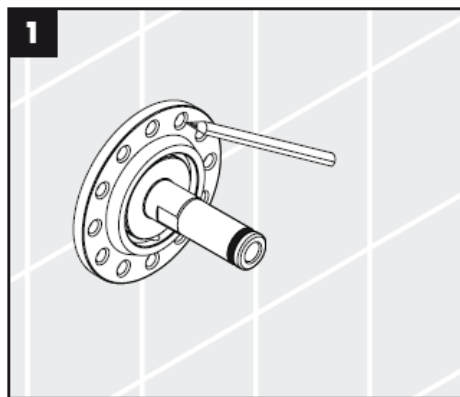
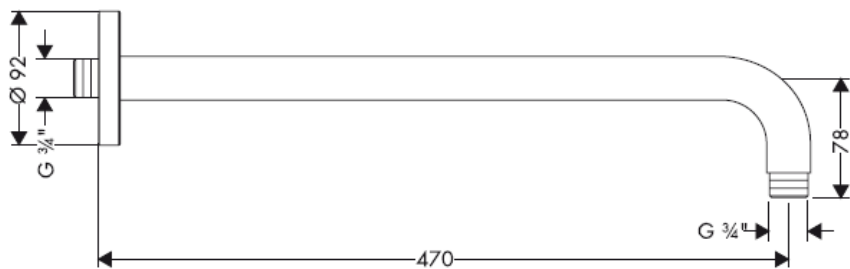


27417000

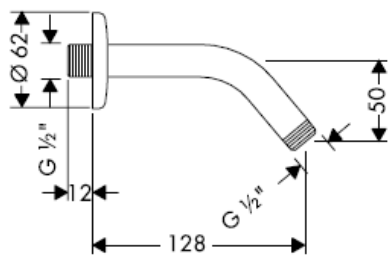




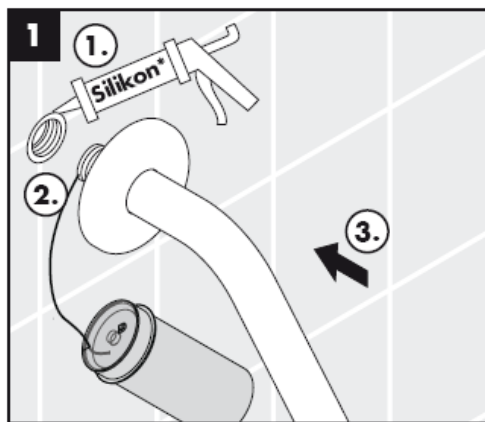
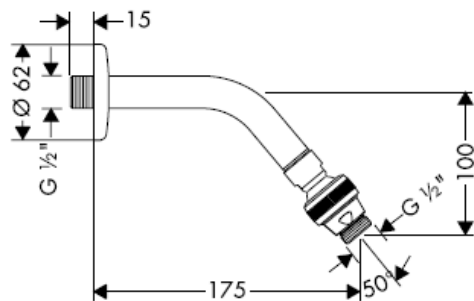
27410XXX



27411XXX

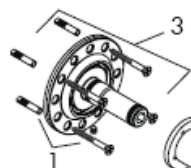


27415XXX

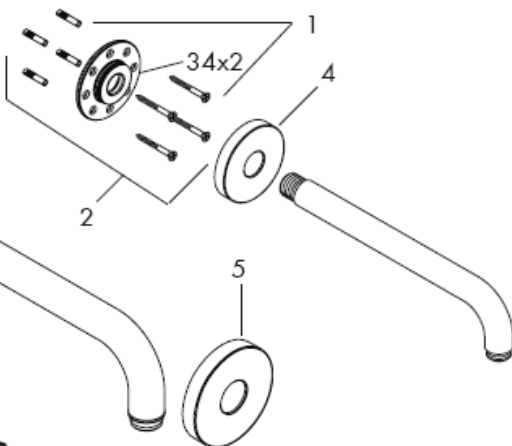


*Silicona (¡libre de ácido acético!)

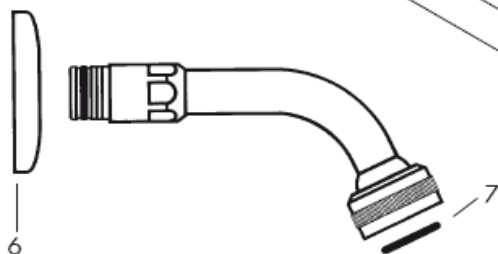
27410XXX



27409XXX / 27412XXX / 27413XXX / 27416000 /
27417000



27411XXX / 27415000



Repuestos

1	Set de fijación	40916000
2	Set de fijación	95080000
3	Set de fijación	98510000
4	Embellecedor	98940XXX
5	Embellecedor	98589XXX
6	Embellecedor	28454XXX
7	Junta toroidal 24 x 3,5	98084000

Acabados

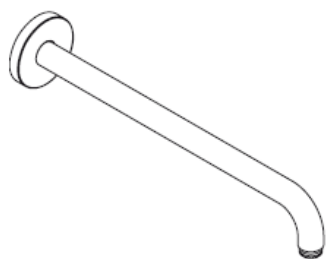
000 cromado
800 acero especial
820 brushed nickel
830 polished nickel

hansgrohe

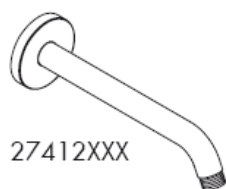
Hansgrohe · Postfach 1145 · D-77761 Schiltach · Telefon +49 (0) 78 36/51-1282 · Telefax +49 (0) 7836/511440
E-Mail: info@hansgrohe.com · Internet: www.hansgrohe.com

06/2008
9.09914.06
Español

Handleiding



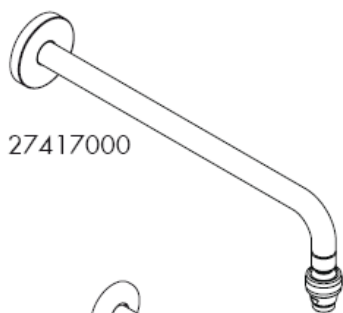
27409XXX/27410XXX/27413XXX



27412XXX



27416000



27417000



27411XXX



27415000

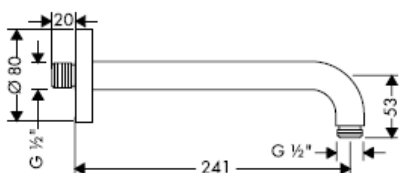
hangrohe



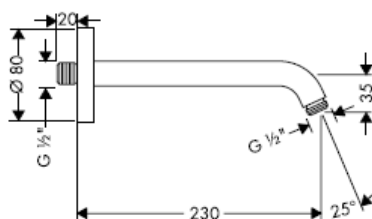
Bij de montage van het produkt door een vakkundige installateur moet men erop letten dat het bevestigingsoppervlak op één oppervlak zit (dus geen opliggende voegen of verspringende tegels), de wand geschikt is voor montage van produkten en zeker geen zwakke plekken bevat.

De bijgevoegde schroeven en duvels zijn alleen geschikt voor beton. Bei andere wandsoorten dient u te letten op de voorschriften van de fabrikant van de schroeven en duvels.

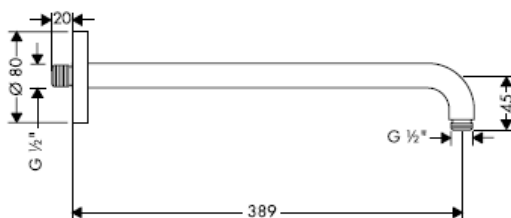
27409XXX



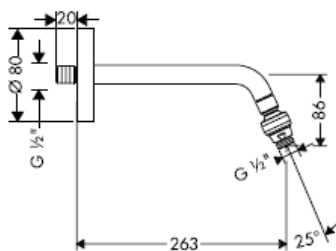
27412XXX



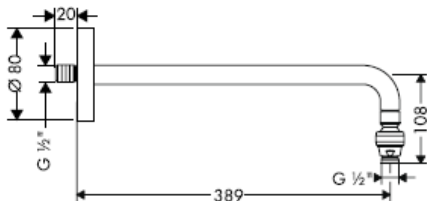
27413XXX

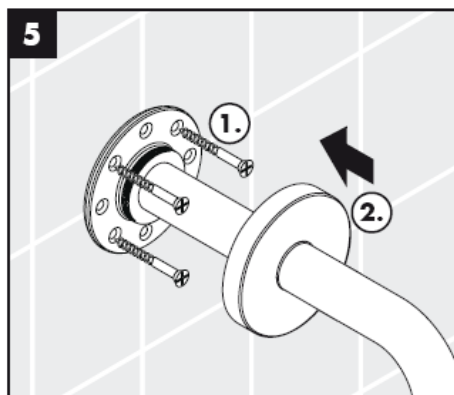
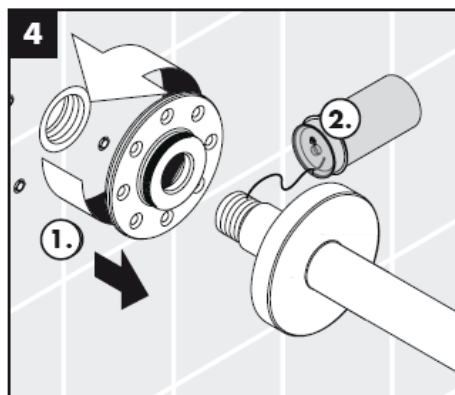
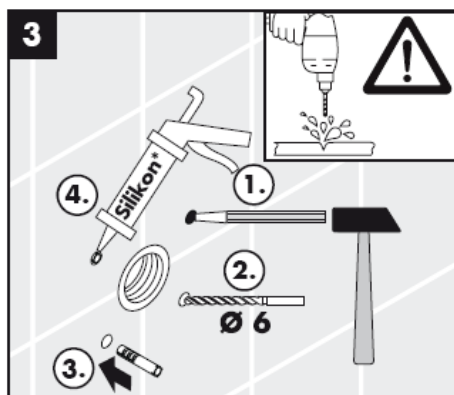
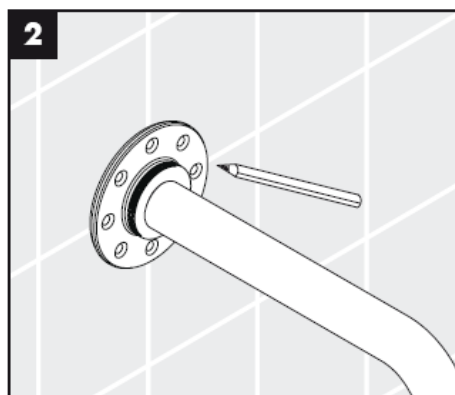
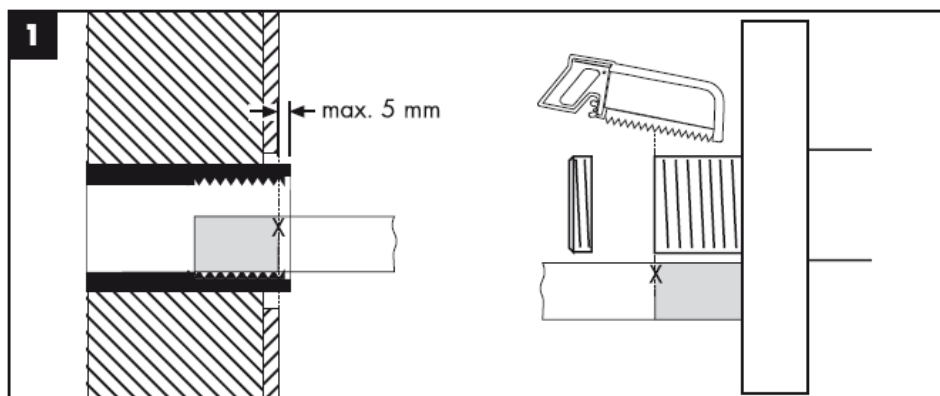


27416000

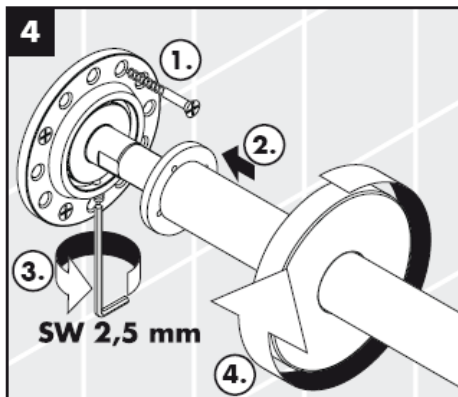
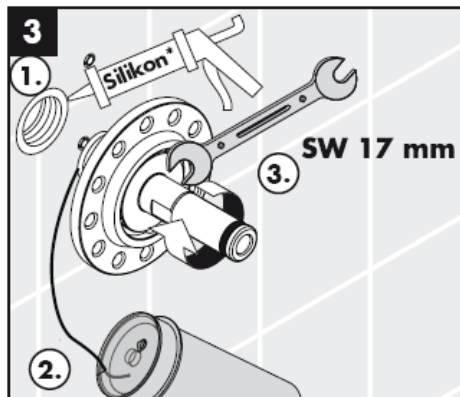

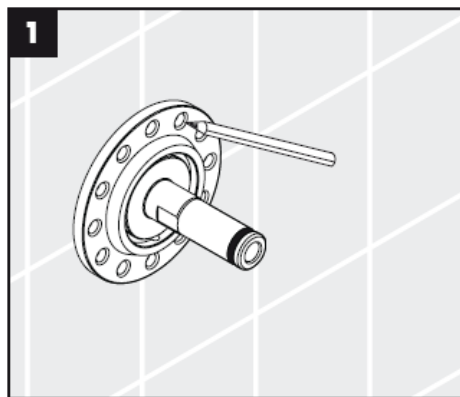
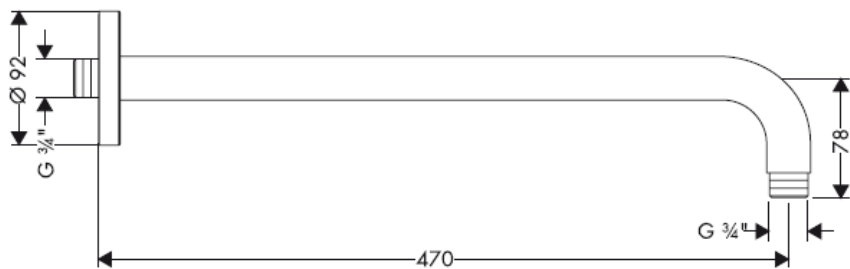


27417000

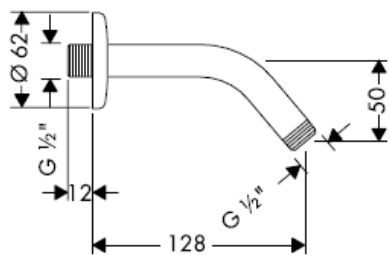




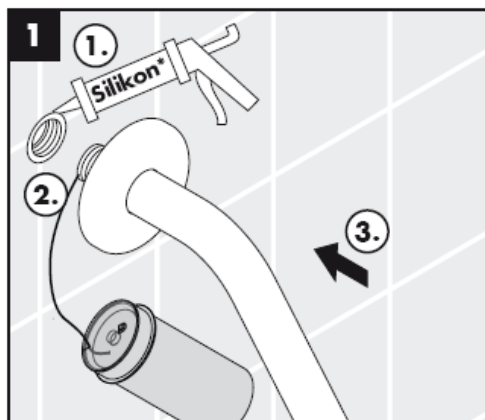
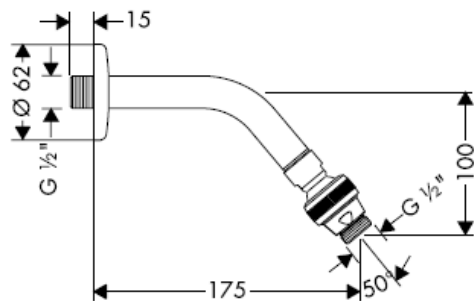
27410XXX



27411XXX

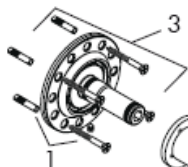


27415XXX

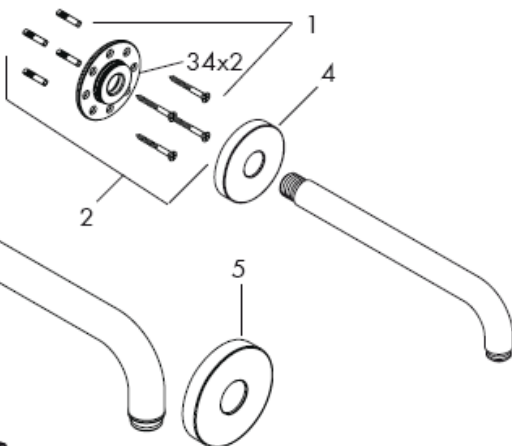


* Silicone (azijnzuurvrij!)

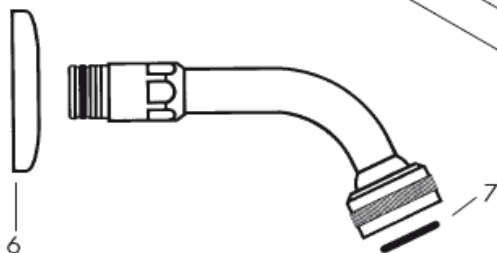
27410XXX



27409XXX / 27412XXX / 27413XXX / 27416000 /
27417000



27411XXX / 27415000



Service onderdelen

1	bevestigingsmateriaal	40916000
2	bevestigingsmateriaal	95080000
3	bevestigingsmateriaal	98510000
4	rozet	98940XXX
5	rozet	98589XXX
6	rozet	28454XXX
7	o-ring 24 x 3,5	98084000

Kleuren

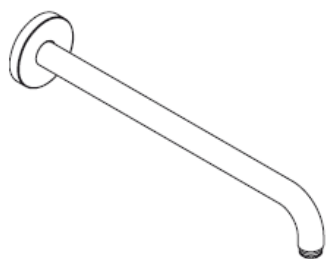
000 verchromd
800 RVS-look
820 brushed nickel
830 polished nickel

hansgrohe

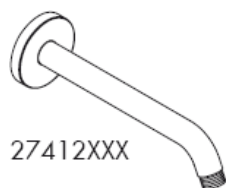
Hansgrohe · Postfach 1145 · D-77761 Schiltach · Telefon +49 (0) 78 36/51-1282 · Telefax +49 (0) 7836/511440
E-Mail: info@hansgrohe.com · Internet: www.hansgrohe.com

06/2008
9.09914.06
Nederlands

Monteringsvejledning



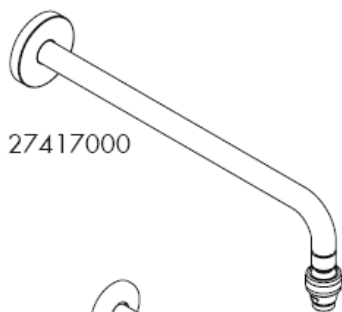
27409XXX/27410XXX/27413XXX



27412XXX



27416000



27417000



27411XXX



27415000

hansgrohe



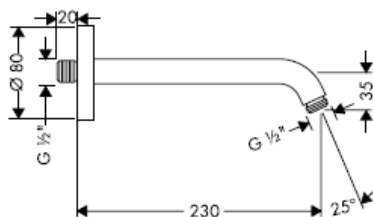
Ved montering er det vigtigt at sikre sig, at hele befæstigelsesfladen er plan (ingen ujævne fuger eller fliser), samt at væggen er egnet til montering af produktet og specielt, at væggen ikke har nogen svage punkter.

De medfølgende skruer og dübler er kun egnet til beton. Ved anden vægopbygning bør producenten af dübler kontaktes for nærmere information.

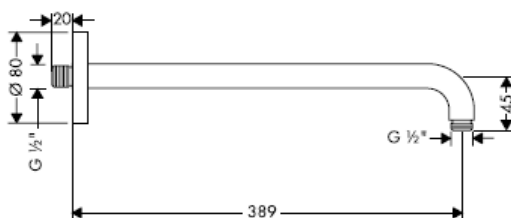
27409XXX



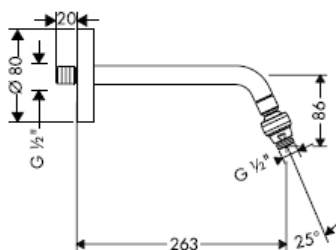
27412XXX



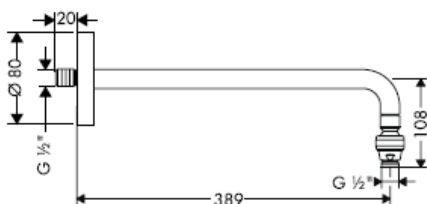
27413XXX

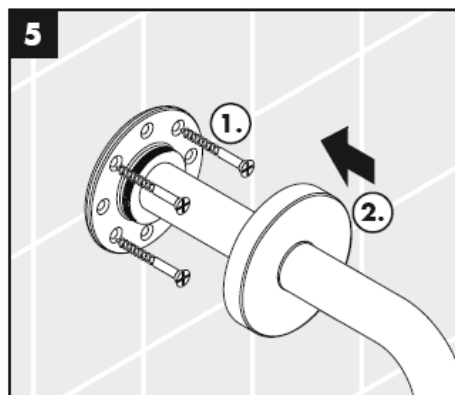
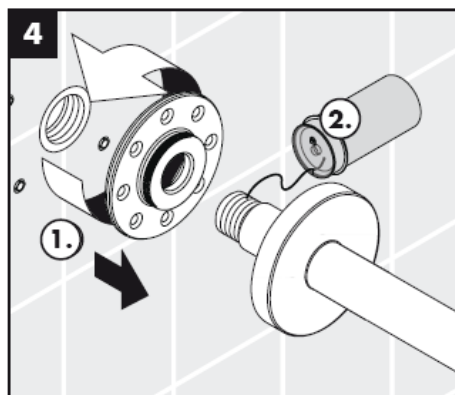

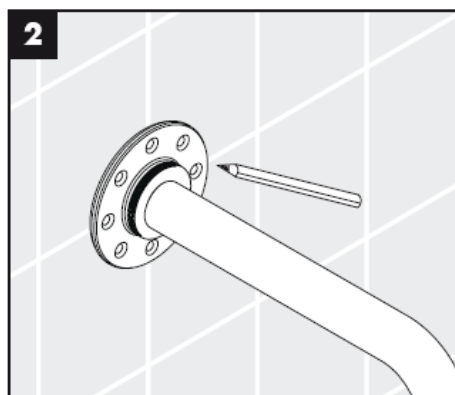
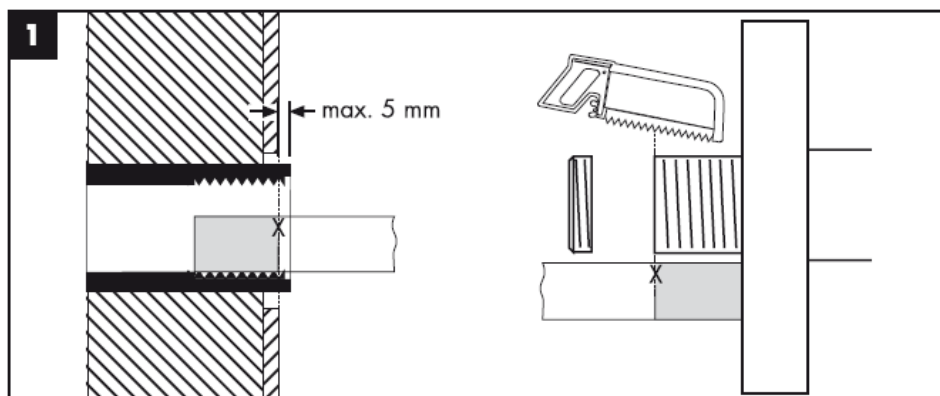


27416000

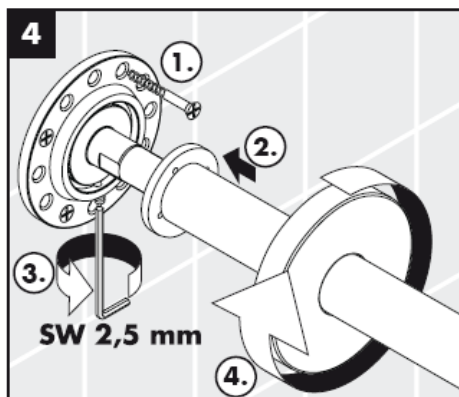
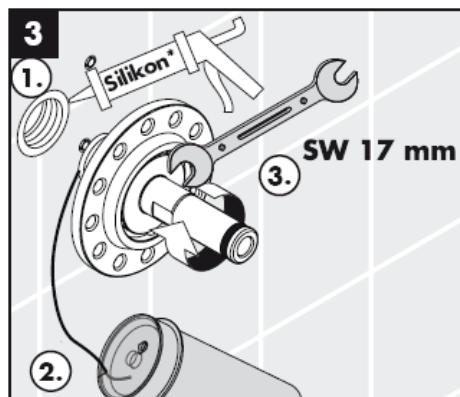
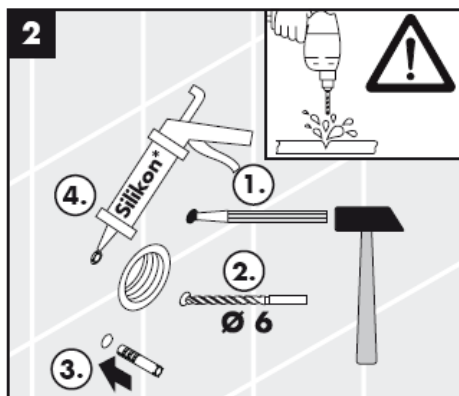
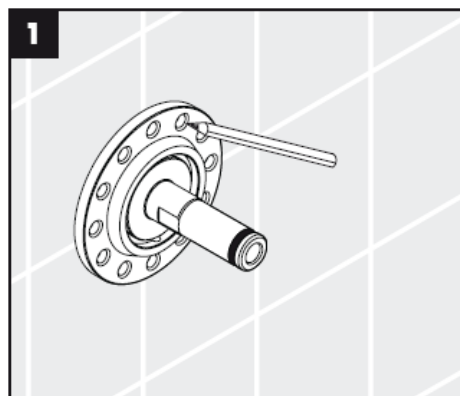
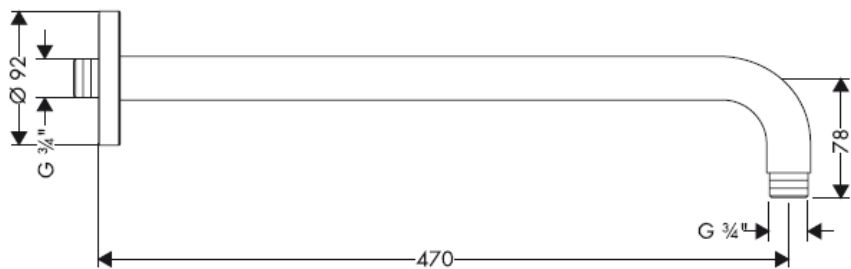


27417000

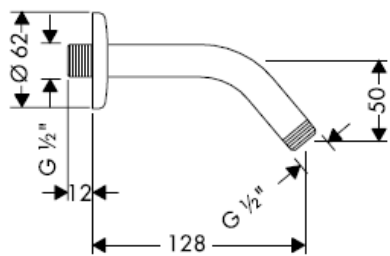




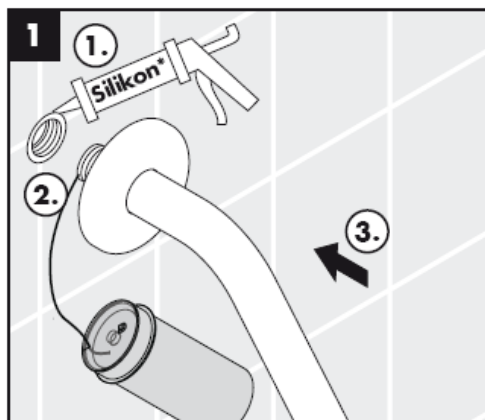
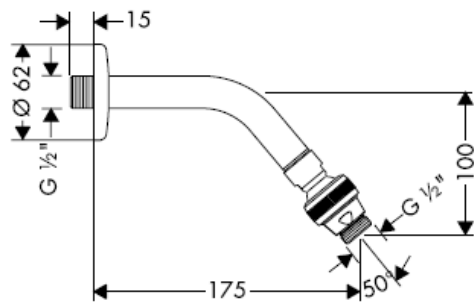
27410XXX



27411XXX

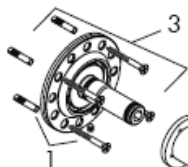


27415XXX

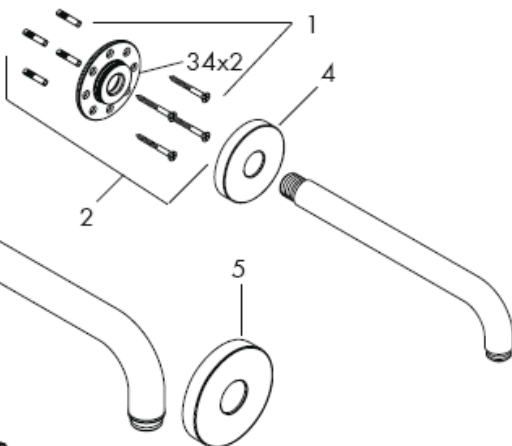


* Silikone (eddikesyre-fri)

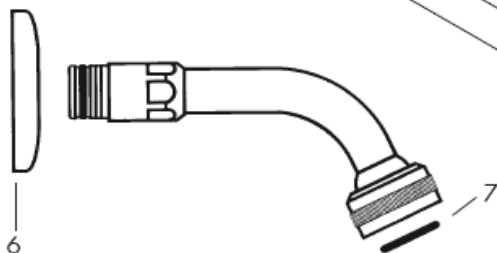
27410XXX



27409XXX / 27412XXX / 27413XXX / 27416000 /
27417000



27411XXX / 27415000



Reserve dele

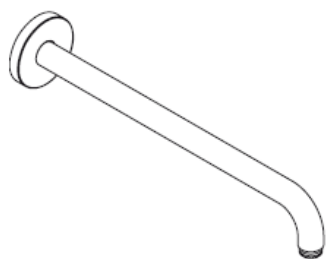
1	Befæstigelsesæt	40916000
2	Befæstigelsesdele	95080000
3	Befæstigelsesdele	98510000
4	Roset	98940XXX
5	Roset	98589XXX
6	Roset	28454XXX
7	O-ring 24 x 3,5	98084000

Overflade

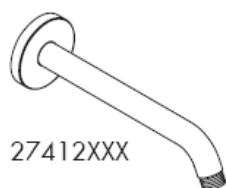
- 000 Krom
- 800 Stainless steel optic
- 820 Brushed nickel
- 830 Polished nickel

hansgrohe

Manual de Instalación



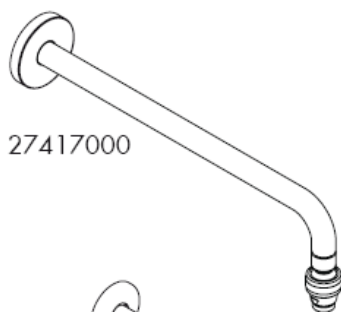
27409XXX/27410XXX/27413XXX



27412XXX



27416000



27417000



27411XXX



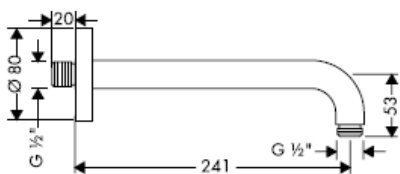
27415000

hangrohe

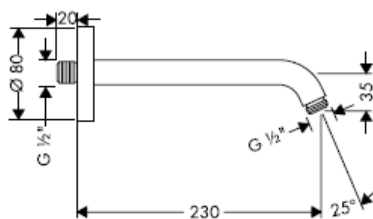


Durante a montagem do produto por técnicos qualificados, deve ter-se em atenção que a superfície de fixação seja plana em toda a área da fixação (sem juntas sobrepostas/salientes ou ladrilhos deslocados), que o dispositivo de montagem na parede seja adequado para uma montagem na parede e que este não apresente nenhuns pontos fracos. Os parafusos e buchas incluídos no volume de fornecimento são apenas adequados para betão. Para outros métodos de montagem na parede devem ser respeitadas as indicações do fabricante das buchas.

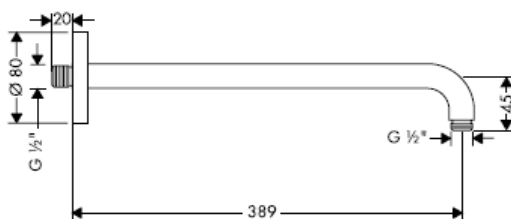
27409XXX



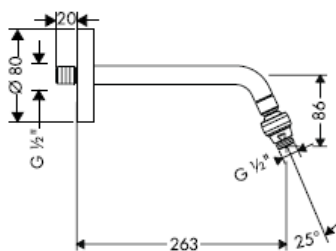
27412XXX



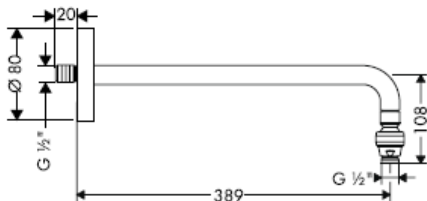
27413XXX

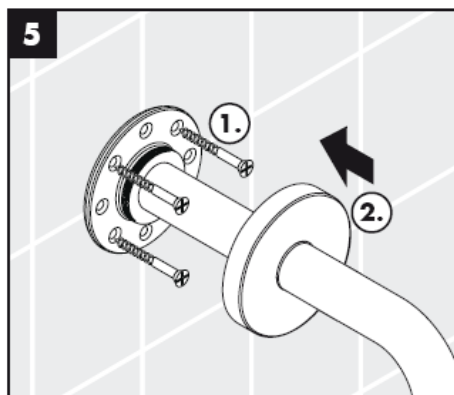
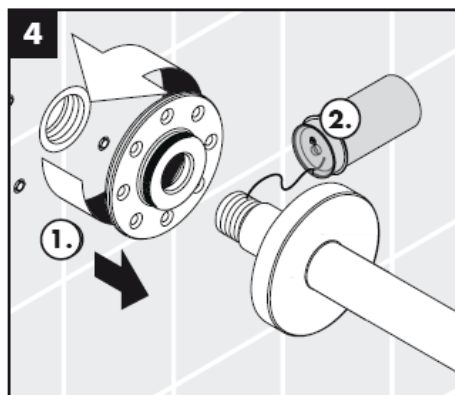
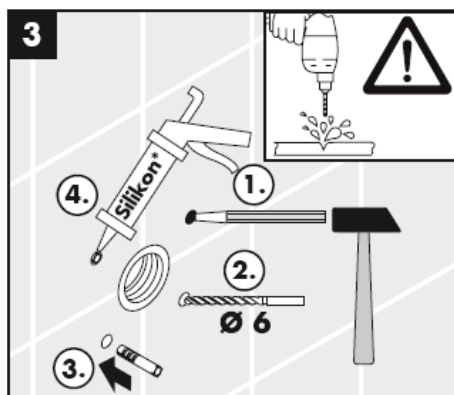
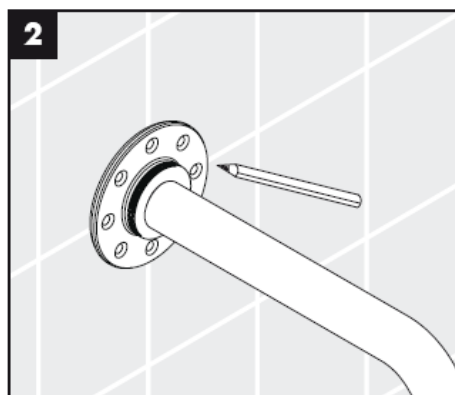
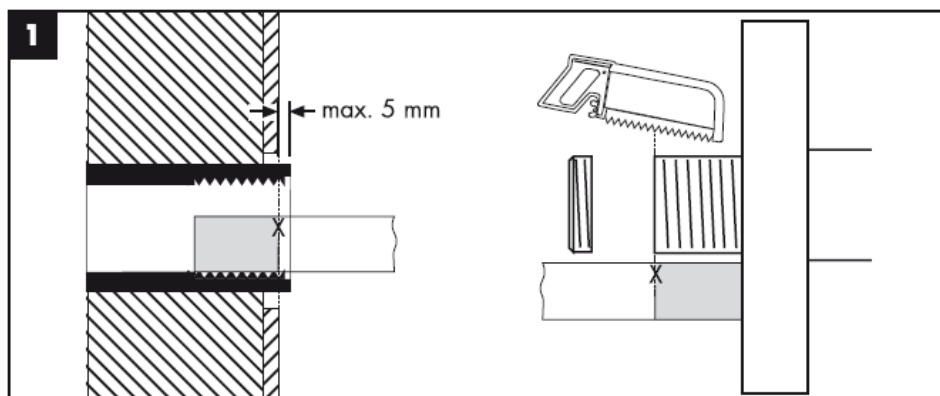


27416000

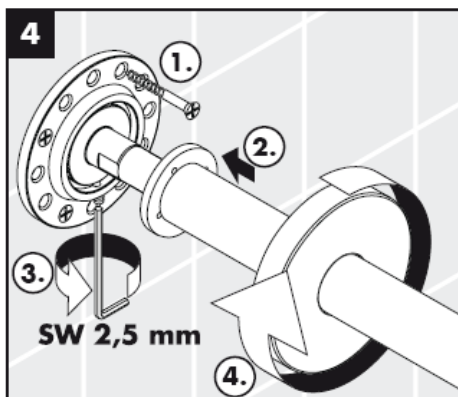
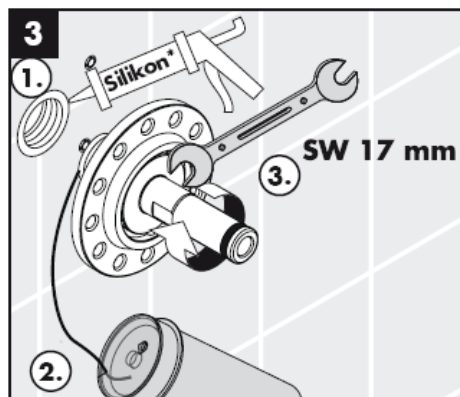

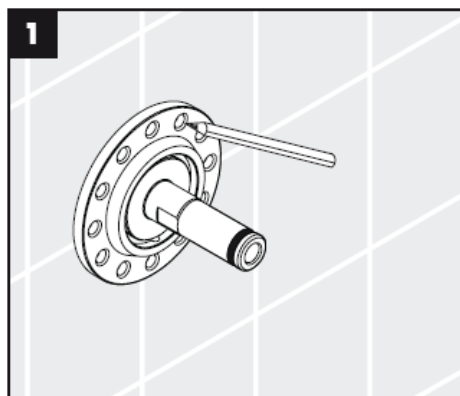
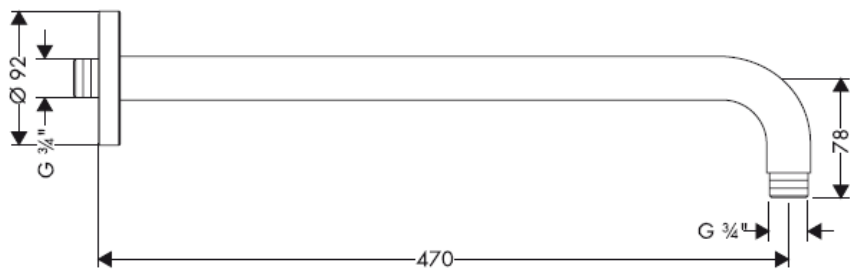


27417000

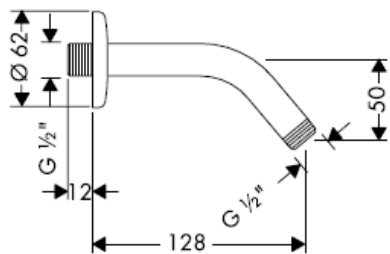




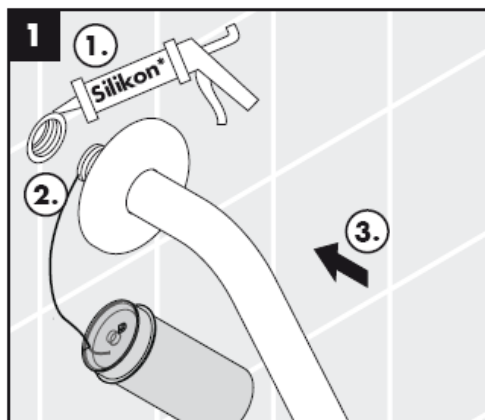
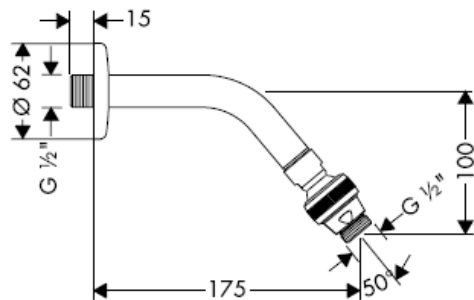
27410XXX



27411XXX

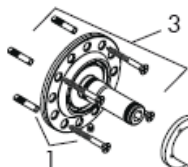


27415XXX

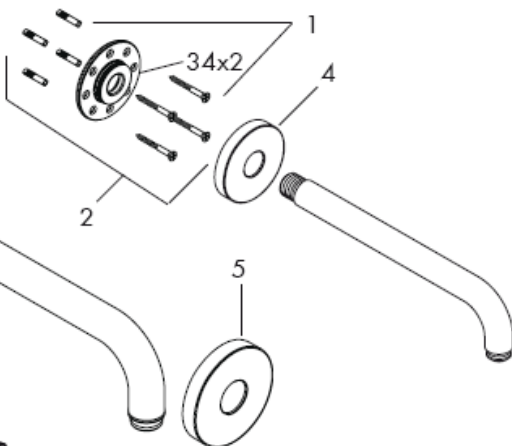


* Silicone (sem ácido acético)

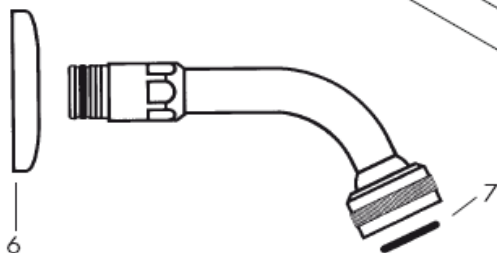
27410XXX



27409XXX / 27412XXX / 27413XXX / 27416000 /
27417000



27411XXX / 27415000



Peças de substituição

1	Peças da instalação	40916000
2	Set de fixação	95080000
3	Set de fixação	98510000
4	Cápsula	98940XXX
5	Cápsula	98589XXX
6	Cápsula	28454XXX
7	O-ring 24 x 3,5	98084000

Acabamentos

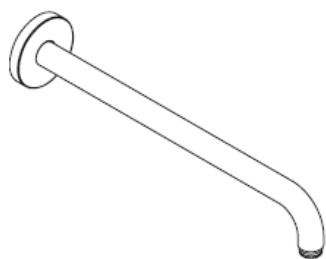
000 cromado
800 aço imaculado ótica
820 brushed nickel
830 polished nickel

hansgrohe

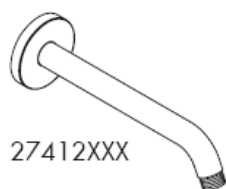
Hansgrohe · Postfach 1145 · D-77761 Schiltach · Telefon +49 (0) 78 36/51-1282 · Telefax +49 (0) 7836/511440
E-Mail: info@hansgrohe.com · Internet: www.hansgrohe.com

06/2008
9 09914 06
Português

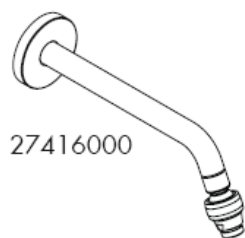
Instrukcja montażu



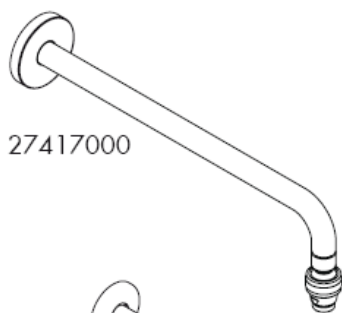
27409XXX/27410XXX/27413XXX



27412XXX



27416000



27417000



27411XXX



27415000

hansgrohe

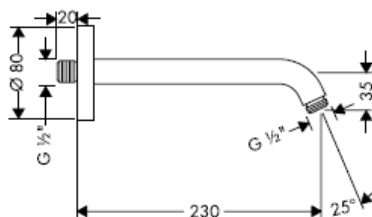


Przy montażu produktu przez wykwalifikowany personel fachowy należy zwracać na to, by powierzchnia mocowania na całym obszarze mocowania była równa (by nie było szczelin wzgl. wzajemnie przesuniętych płytek), rodzaj ściany nadawał się do montażu produktu i zwłaszcza, by nie było żadnych słabych stron. Umieszczone w dostawie śruby i kołki rozporowe są przeznaczone tylko do betonu. Przy innych rodzajach montażu ścianowego należy przestrzegać danych producenta kołków rozporowych.

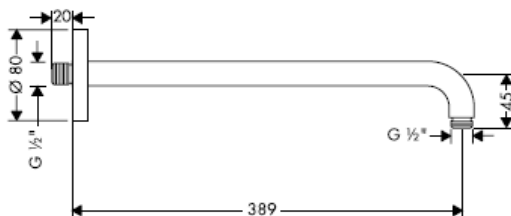
27409XXX



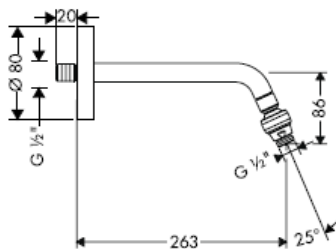
27412XXX



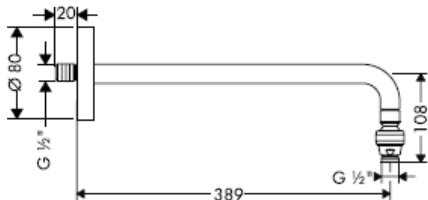
27413XXX

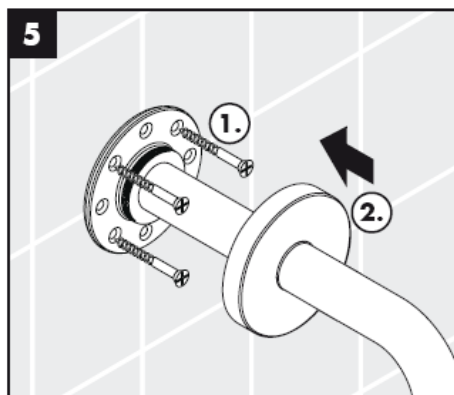
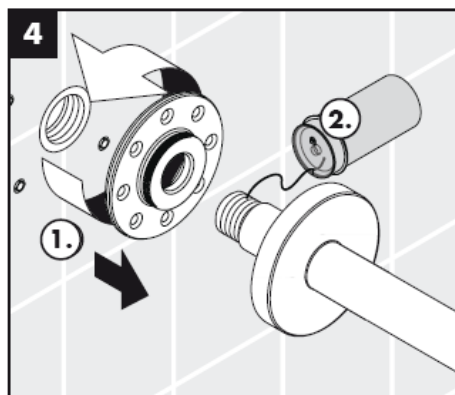
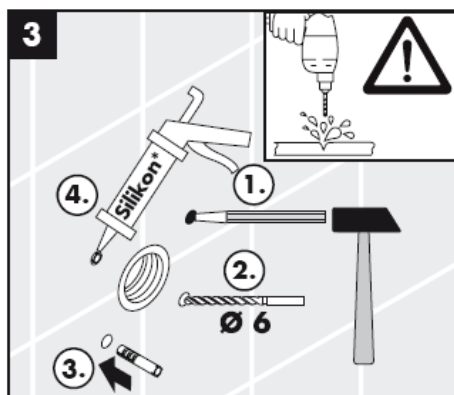
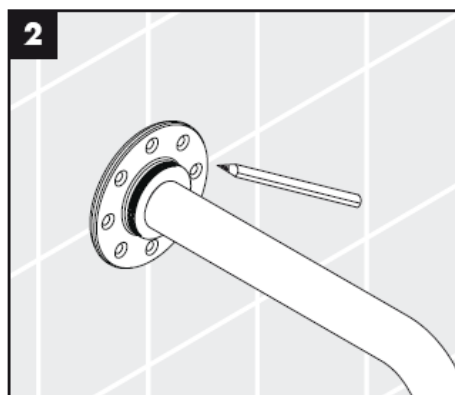
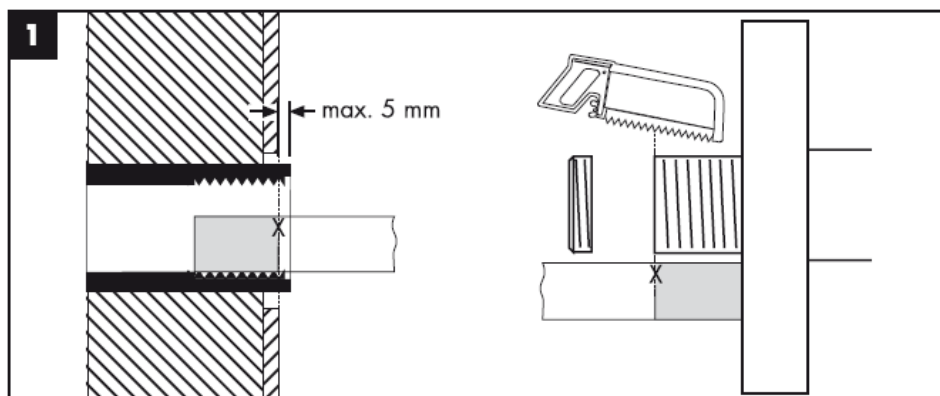


27416000

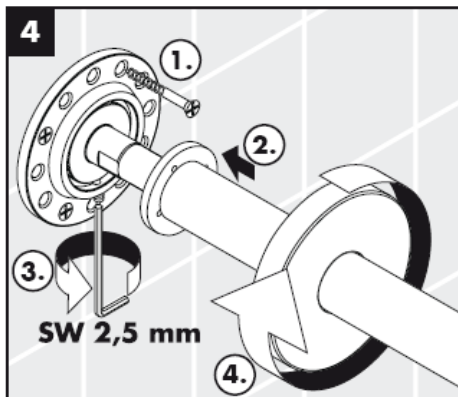
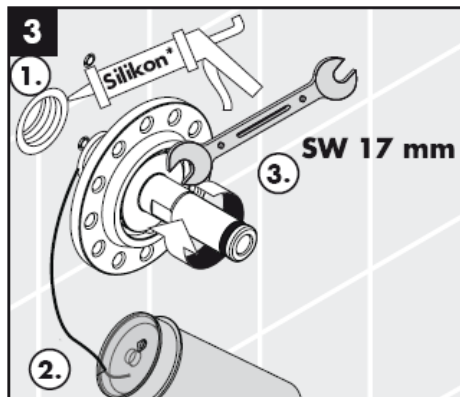

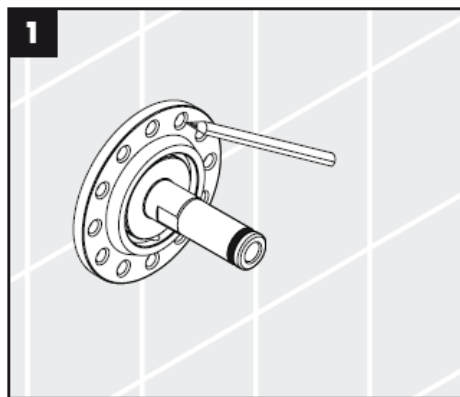
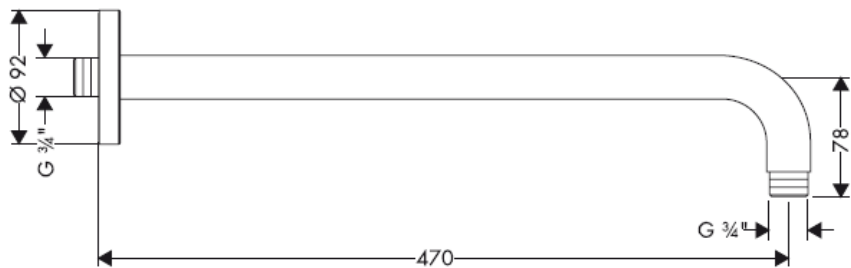


27417000

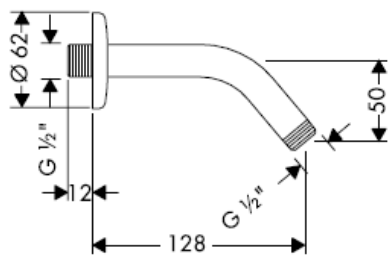




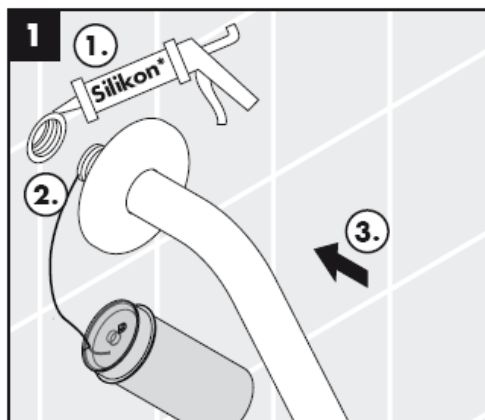
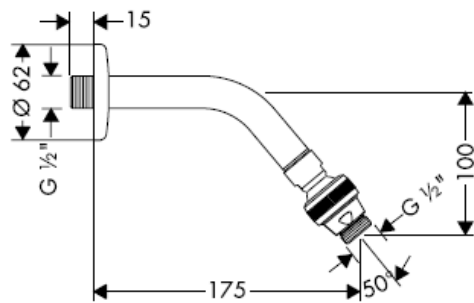
27410XXX



27411XXX

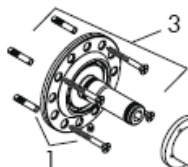


27415XXX

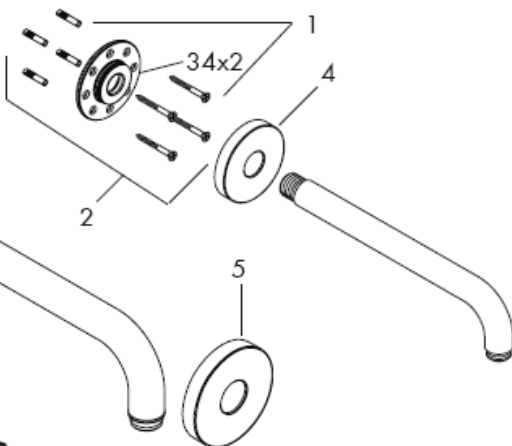


*Silikon (neutralny)

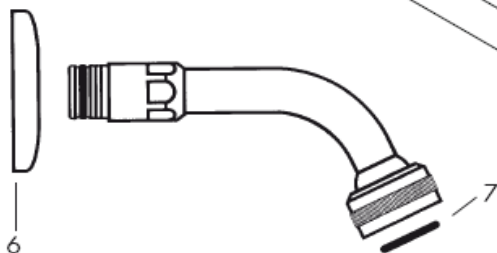
27410XXX



27409XXX / 27412XXX / 27413XXX / 27416000 /
27417000



27411XXX / 27415000



Części serwisowe

1	Elementy mocujące	40916000
2	Zestaw mocujący	95080000
3	Zestaw mocujący	98510000
4	Rozeta	98940XXX
5	Rozeta	98589XXX
6	Rozeta	28454XXX
7	O-ring 24 x 3,5	98084000

kody wykończenia powierzchni

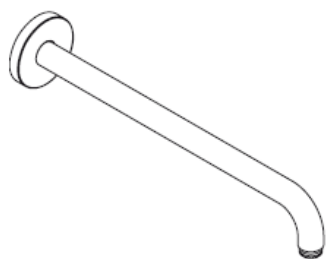
000 chrom
800 stal szlachetna
820 nikiel szorowany
830 nikiel polerowany

hansgrohe

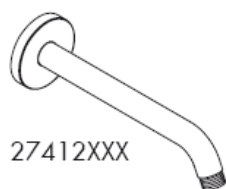
Hansgrohe · Postfach 1145 · D-77761 Schiltach · Telefon +49 (0) 78 36/51-1282 · Telefax +49 (0) 7836/511440
E-Mail: info@hansgrohe.com · Internet: www.hansgrohe.com

06/2008
9 09914 06
Polski

Montážní návod



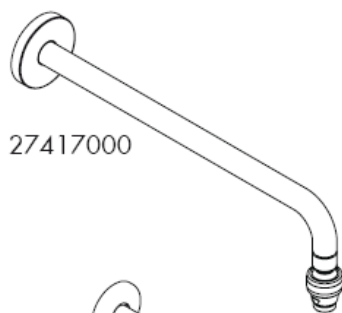
27409XXX/27410XXX/27413XXX



27412XXX



27416000



27417000



27411XXX



27415000

hangrohe

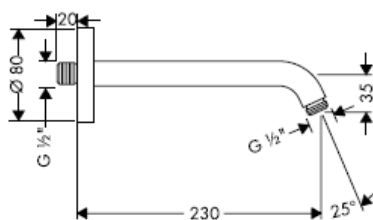


Při montáži produktu kvalifikovaným odborným personálem je třeba dbát na to, aby upevňovací plochy byly v celém rozsahu upevnění rovné (žádné vyčnívající spáry nebo navzájem přesazené obklady), aby konstrukce stěny byla pro montáž produktu vhodná a zvláště aby v ní nebyla žádná slabá místa. Příložené vruty a hmoždinky jsou vhodné pouze pro beton. Při jiných konstrukčních materiálech stěny je třeba se řídit údaji výrobce hmoždinek.

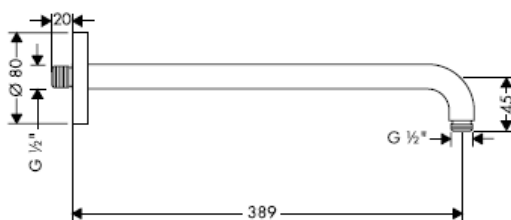
27409XXX



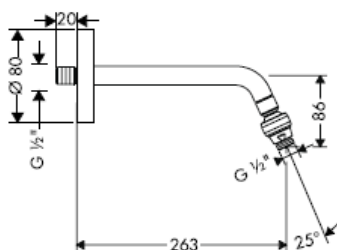
27412XXX



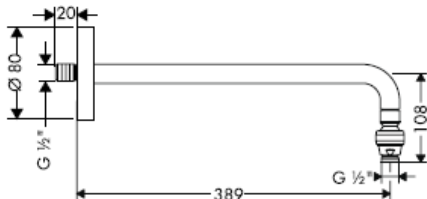
27413XXX

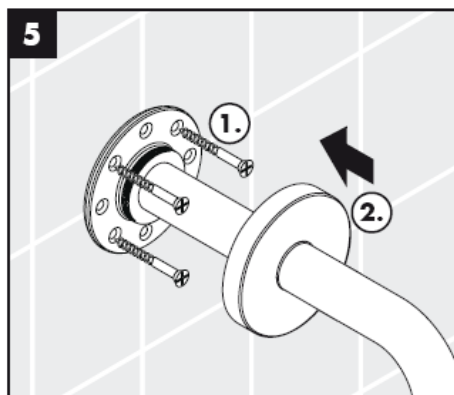
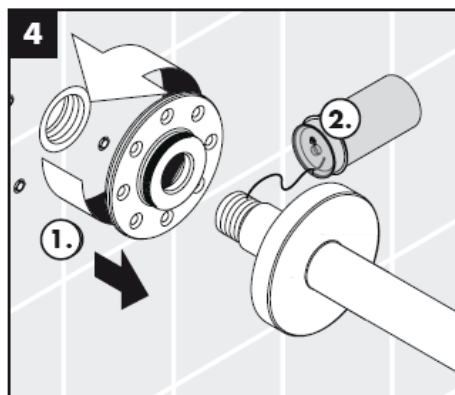
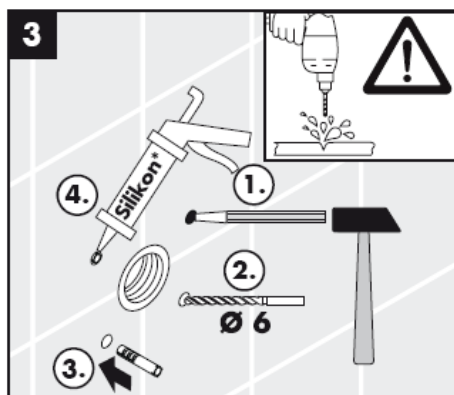
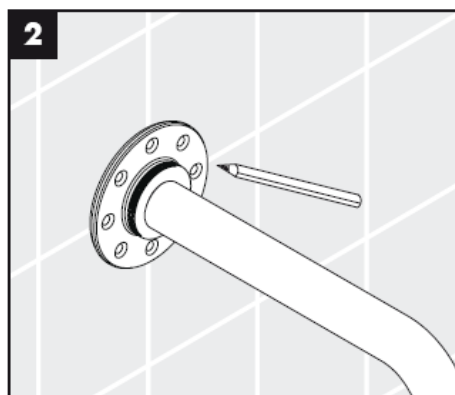
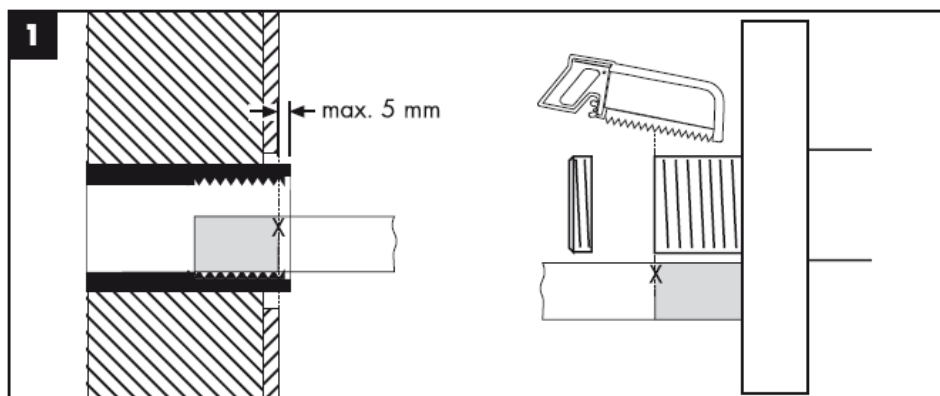


27416000

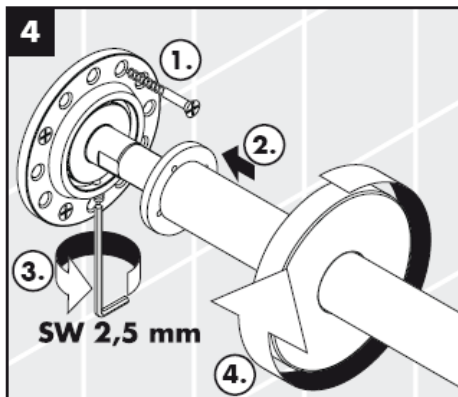
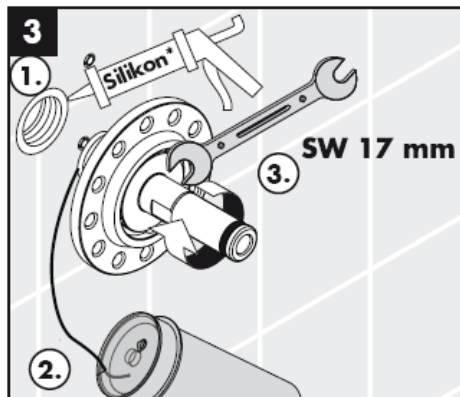

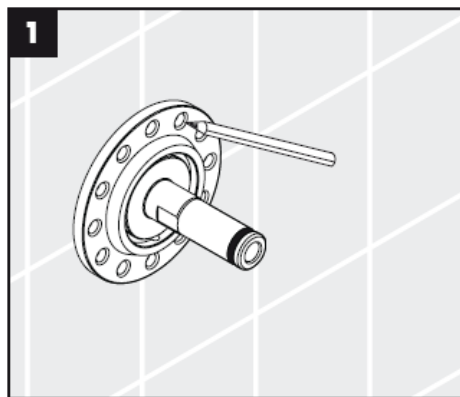
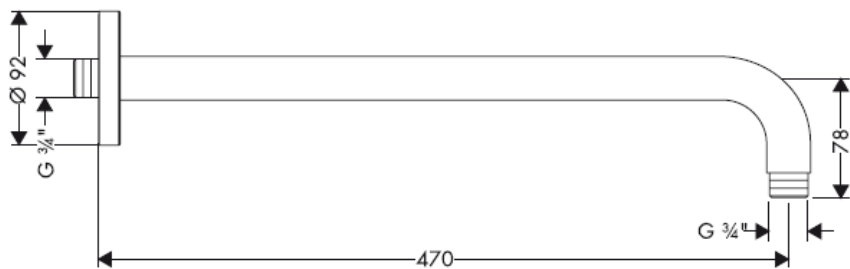


27417000

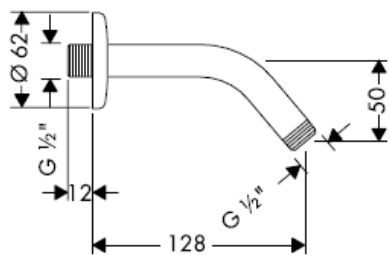




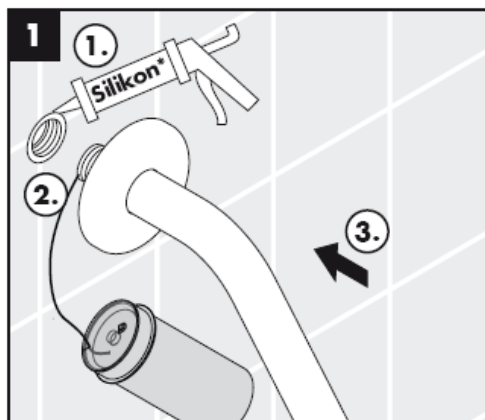
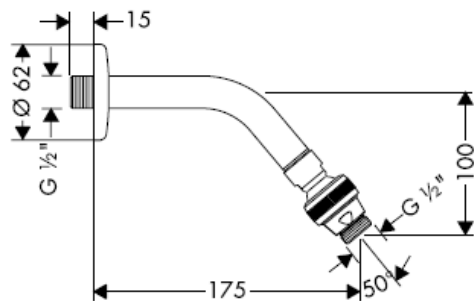
27410XXX



27411XXX

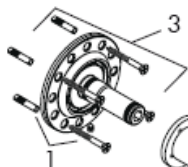


27415XXX

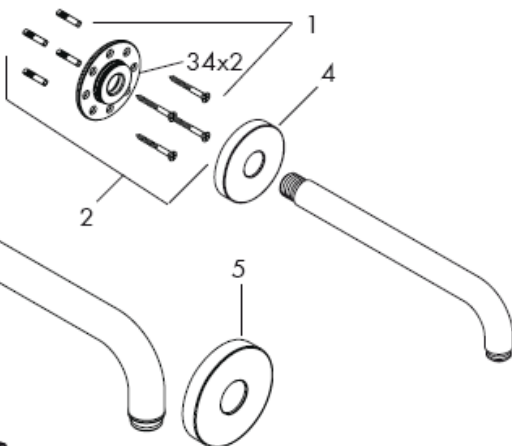


*Silikon (bez kyseliny octové!)

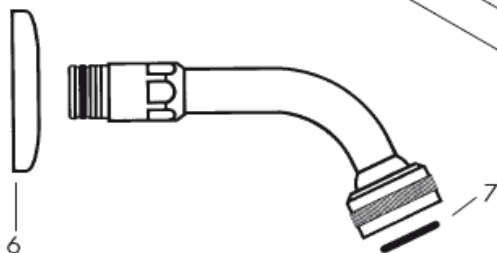
27410XXX



27409XXX / 27412XXX / 27413XXX / 27416000 /
27417000



27411XXX / 27415000



Servisní díly

1	montážní díly	40916000
2	montážní sada	95080000
3	montážní sada	98510000
4	rozeta	98940XXX
5	rozeta	98589XXX
6	rozeta	28454XXX
7	O-kroužek 24 x 3,5	98084000

kód povrchové úpravy

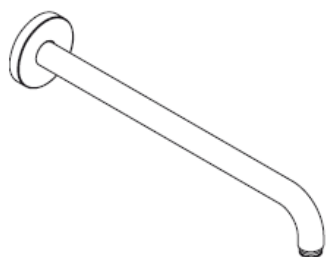
000 chrom
800 nerezová ocel
820 brushed nickel
830 polished nickel

hansgrohe

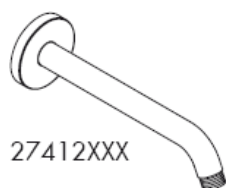
Hansgrohe · Postfach 1145 · D-77761 Schiltach · Telefon +49 (0) 78 36/51-1282 · Telefax +49 (0) 7836/511440
E-Mail: info@hansgrohe.com · Internet: www.hansgrohe.com

06/2008
9.09914.06
Česky

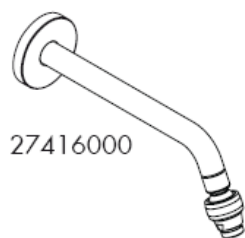
Montážny návod



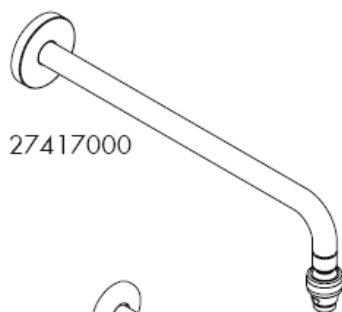
27409XXX/27410XXX/27413XXX



27412XXX



27416000



27417000



27411XXX



27415000

hansgrohe

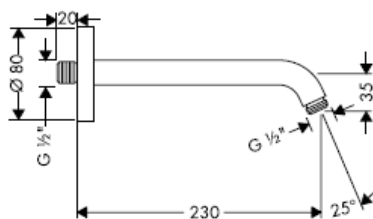


Pri montáži produktu kvalifikovaným odborným personálom je nutné dbať na to, aby upevňovacie plochy boli v celom rozsahu upevnenia rovné (žiadne vyčnievajúce škáry alebo navzájom predsadené obklady), aby konštrukcia steny bola pre montáž produktu vhodná a zvlášť aby v nej neboli žiadne slabé miesta. Priložené vruty a hmoždinky sú vhodné len pre betón. Pri iných konštrukčných materiáloch steny je nutné riadiť sa údajmi výrobcu hmoždiniek.

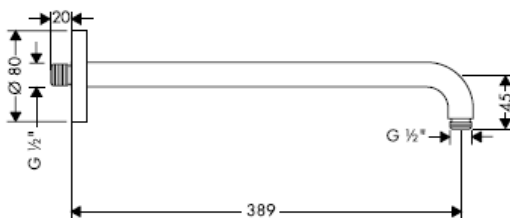
27409XXX



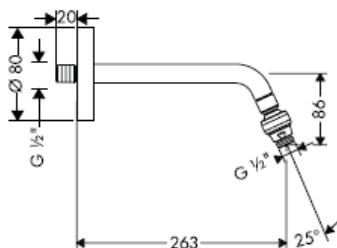
27412XXX



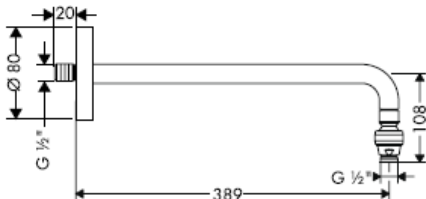
27413XXX

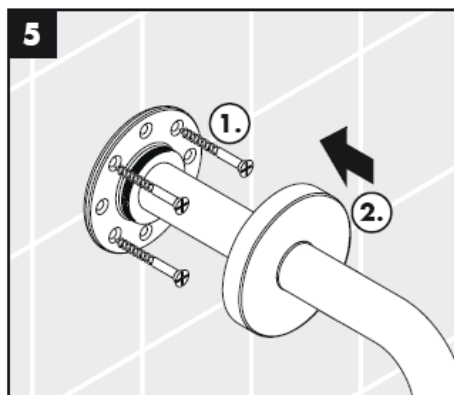
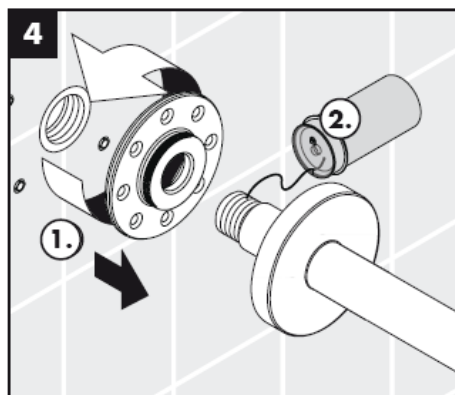
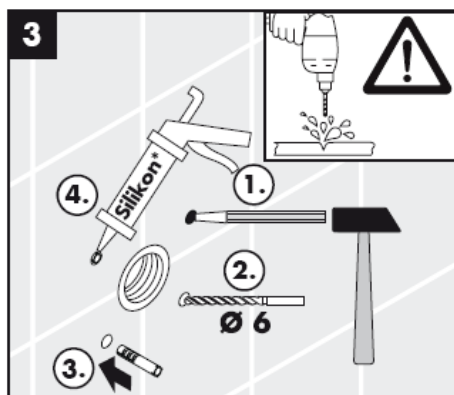
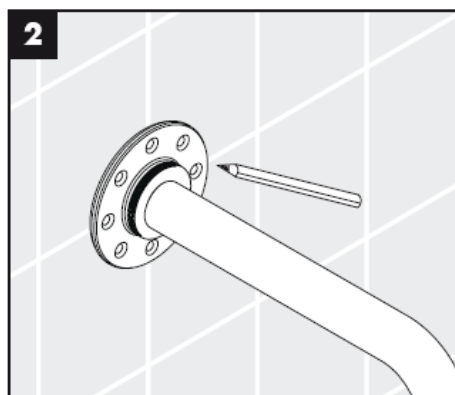
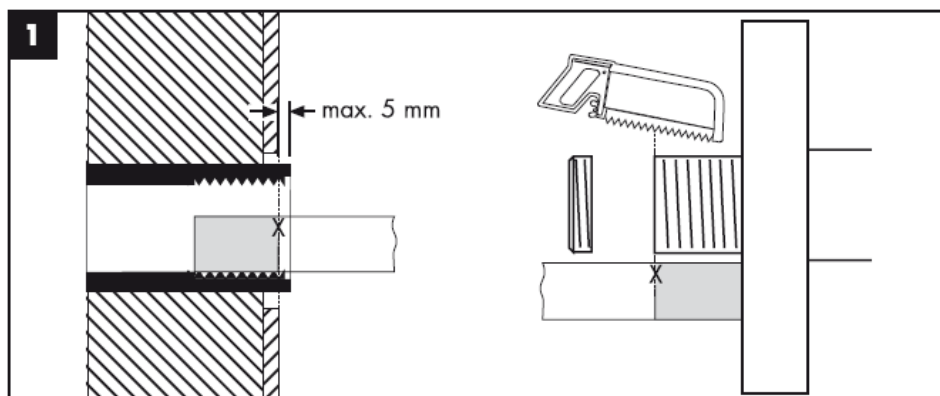


27416000

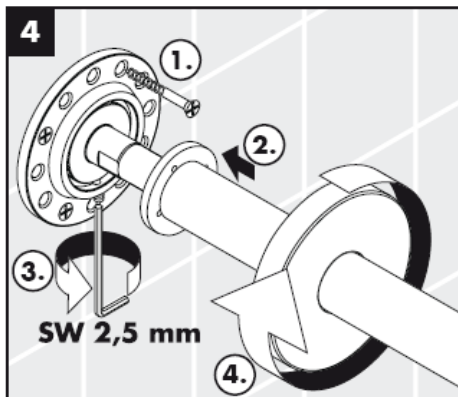
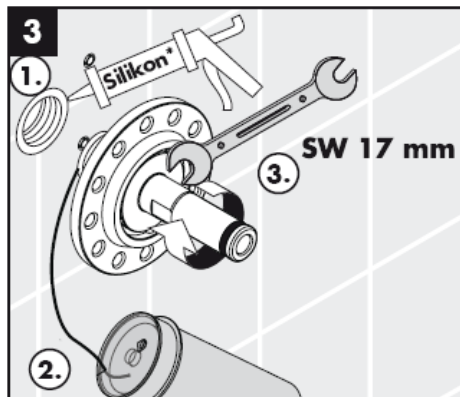

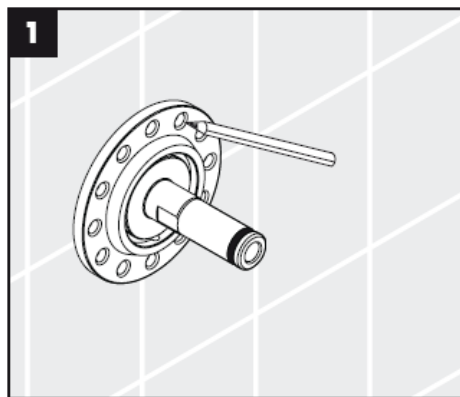
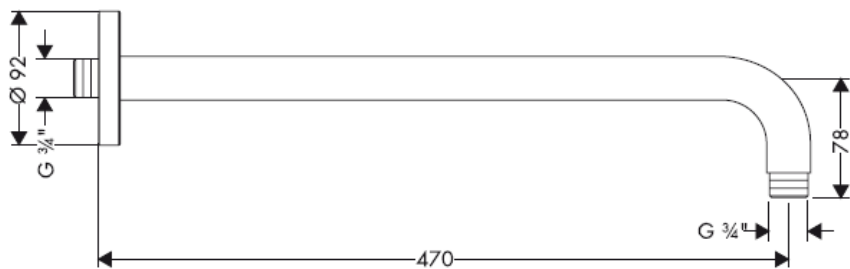


27417000

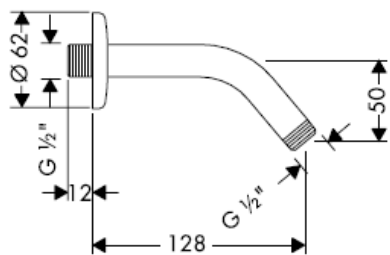




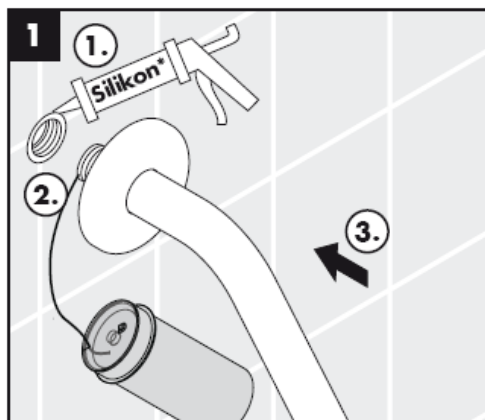
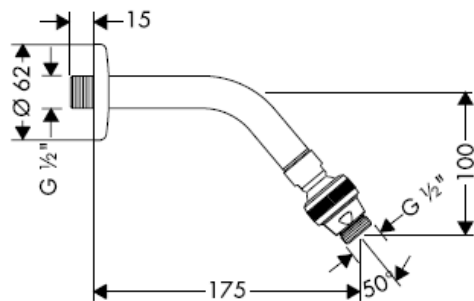
27410XXX



27411XXX

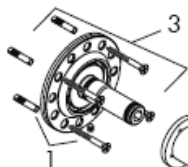


27415XXX

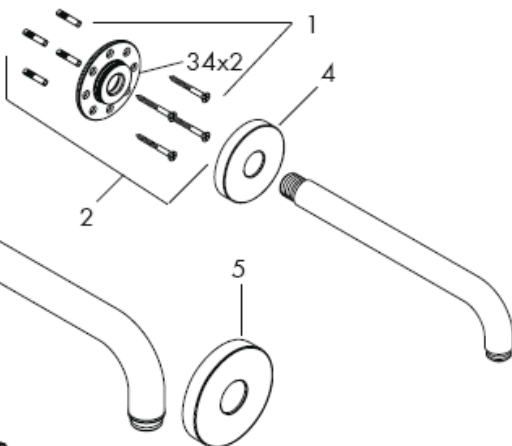


*Silikon (bez kyseliny octovej!)

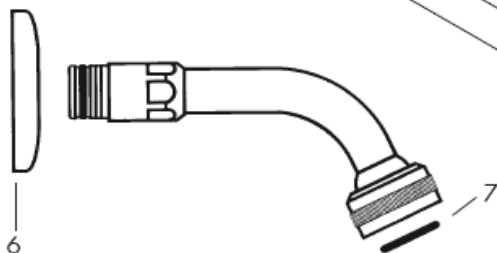
27410XXX



27409XXX / 27412XXX / 27413XXX / 27416000 /
27417000



27411XXX / 27415000



Servisné diely

1	montážne diely	40916000
2	montážna súprava	95080000
3	montážna súprava	98510000
4	ružica	98940XXX
5	ružica	98589XXX
6	ružica	28454XXX
7	O-kružok 24 x 3,5	98084000

kód povrchovej úpravy

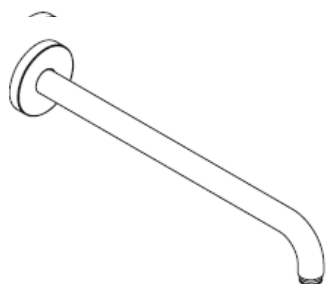
000 chróm
800 nerezova ocel
820 brushed nickel
830 polished nickel

hansgrohe

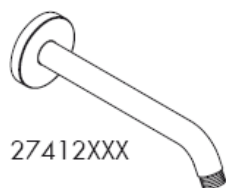
Hansgrohe · Postfach 1145 · D-77761 Schiltach · Telefon +49 (0) 78 36/51-1282 · Telefax +49 (0) 7836/511440
E-Mail: info@hansgrohe.com · Internet: www.hansgrohe.com

06/2008
9 09914 06
Slovenský

组装说明



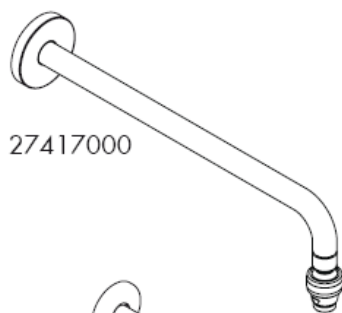
27409XXX/27410XXX/27413XXX



27412XXX



27416000



27417000



27411XXX



27415000

hangrohe

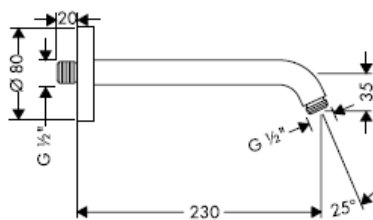


在安装产品的位置，安装人员必须确保安装面的墙面是平的（没有突出物或瓷砖没有突起），墙体结构适合产品的安装并没有弱点。包装内的膨胀螺丝只适用于混凝土墙体。对于其他墙体结构必须咨询膨胀螺丝生产商的建议。

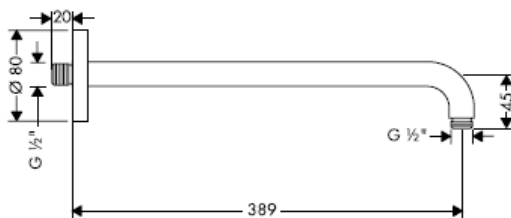
27409XXX



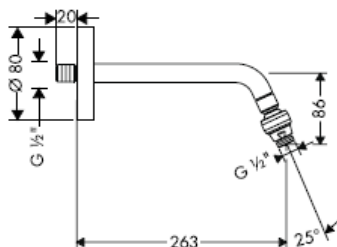
27412XXX



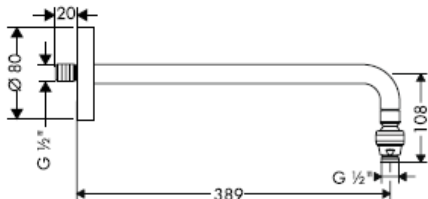
27413XXX

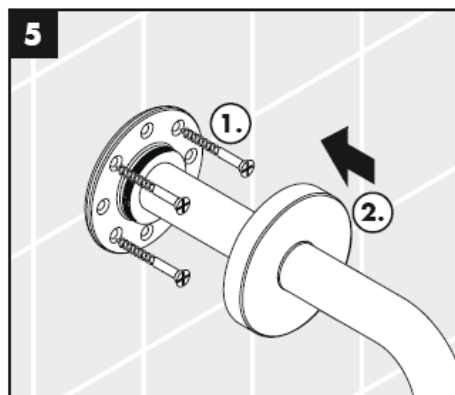
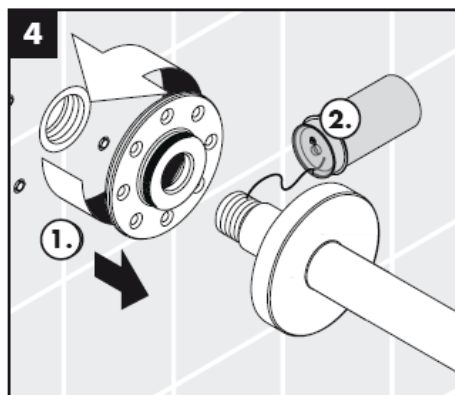

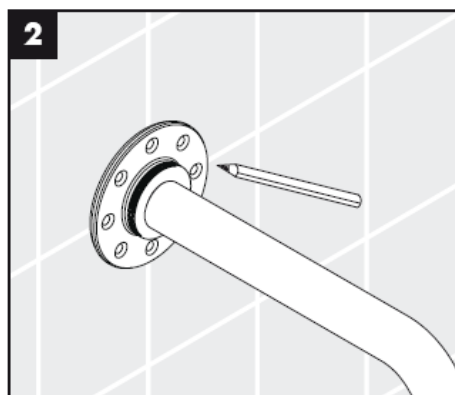
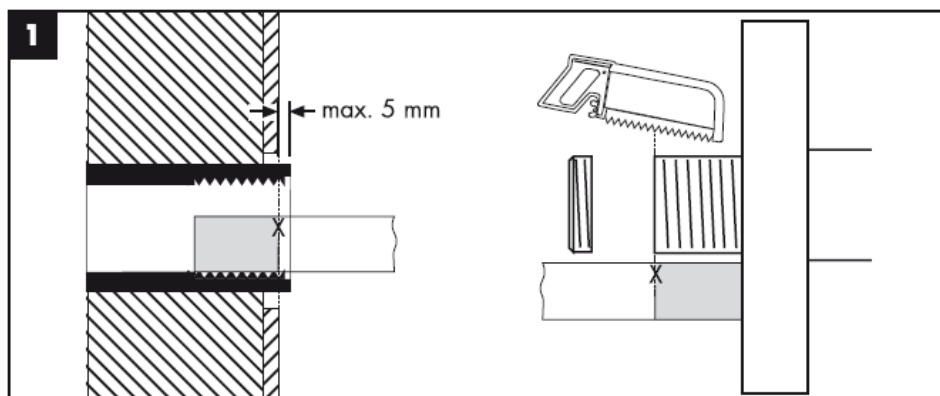


27416000

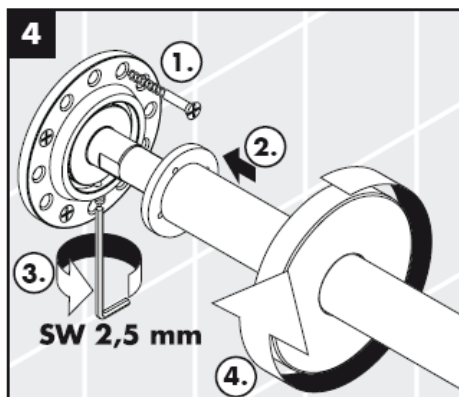
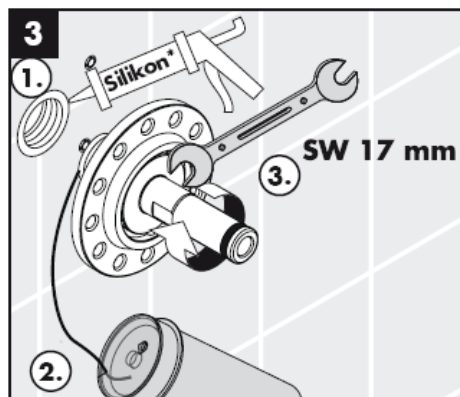
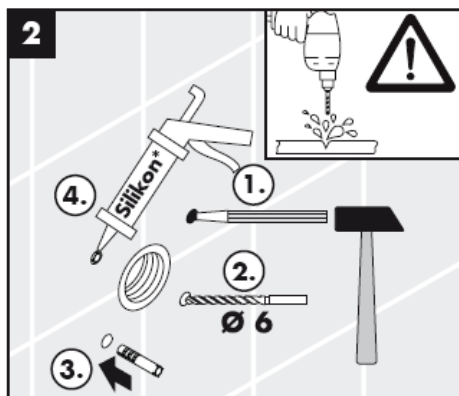
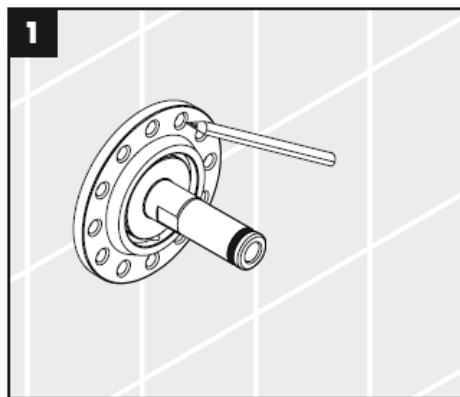
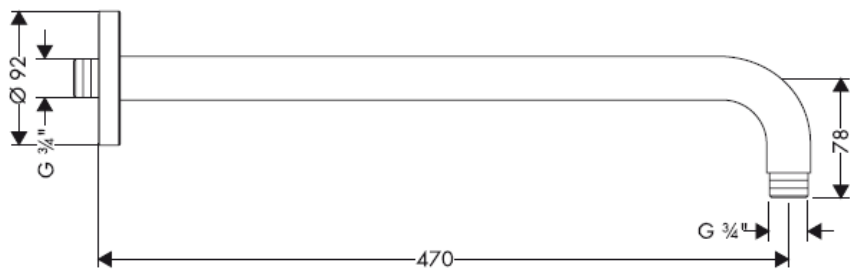


27417000

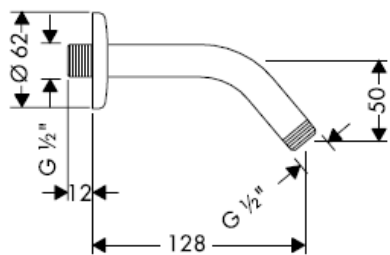




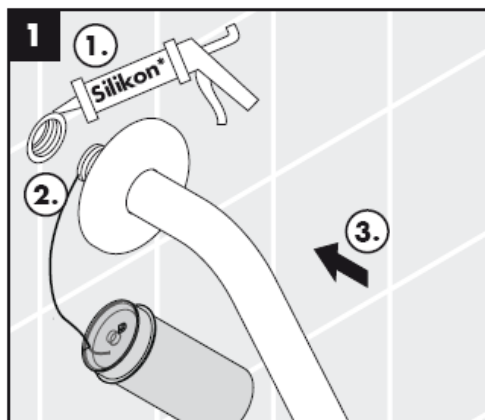
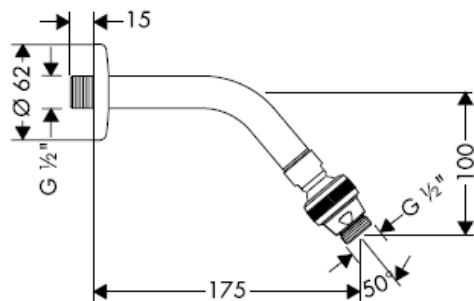
27410XXX



27411XXX

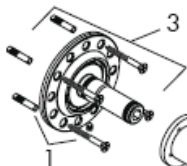


27415XXX

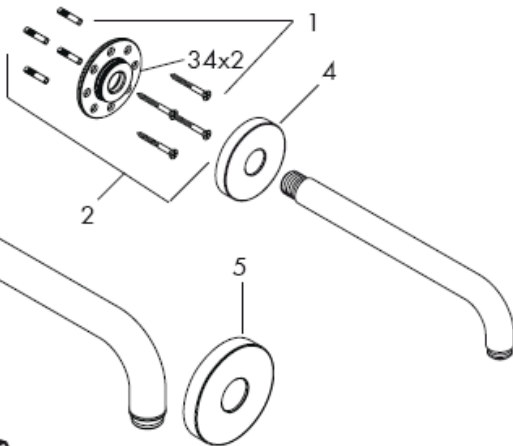


* 硅胶 (不含醋酸)

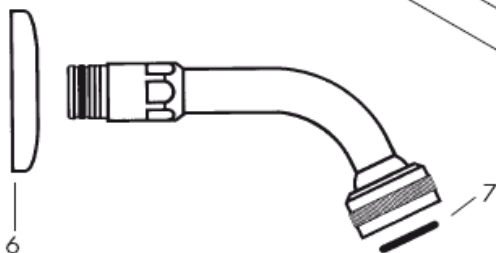
27410XXX



27409XXX / 27412XXX / 27413XXX / 27416000 /
27417000



27411XXX / 27415000



备用零件

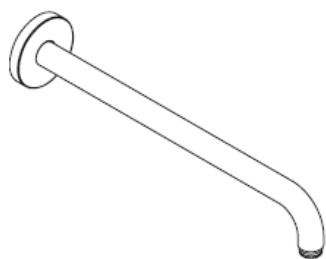
1	安装附件	40916000
2	安装套件	95080000
3	安装套件	98510000
4	法兰	98940XXX
5	法兰	98589XXX
6	法兰	28454XXX
7	“O”型密封圈 24 x 3,5	98084000

颜色代码

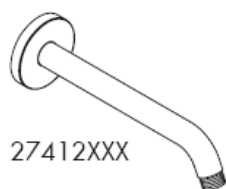
000	镀铬
800	不锈钢表面
820	镍拉丝
830	镍抛光

hansgrohe

Инструкция по монтажу



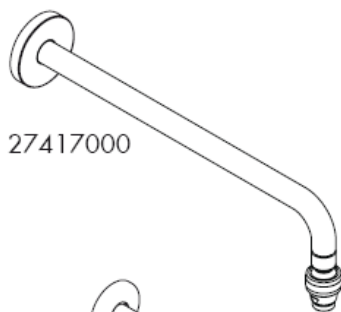
27409XXX/27410XXX/27413XXX



27412XXX



27416000



27417000



27411XXX



27415000

hangrohe

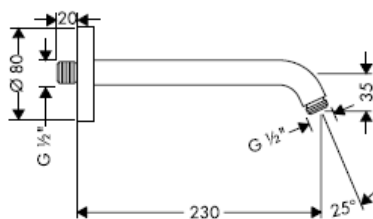


При монтаже изделия квалифицированным персоналом необходимо следить за тем, чтобы, поверхность крепления была плоской во всей зоне крепления (без выступающих швов или смещения плитки), структура стен подходила для монтажа изделия и, в частности, не имела слабых мест. Прилагаемые винты и дюбели предназначены только для бетона. При других типах стен необходимо соблюдать указания производителей дюбелей.

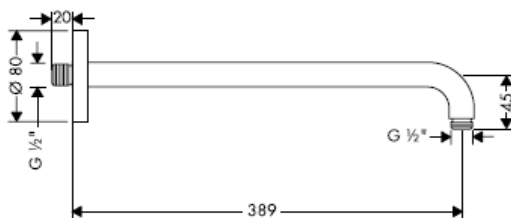
27409XXX



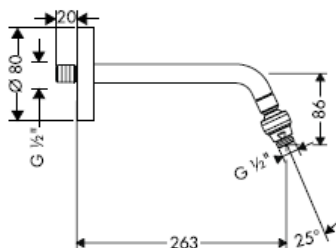
27412XXX



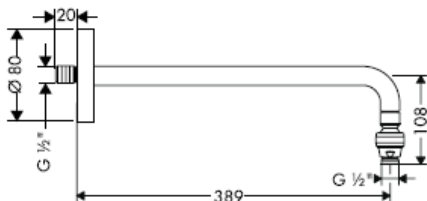
27413XXX

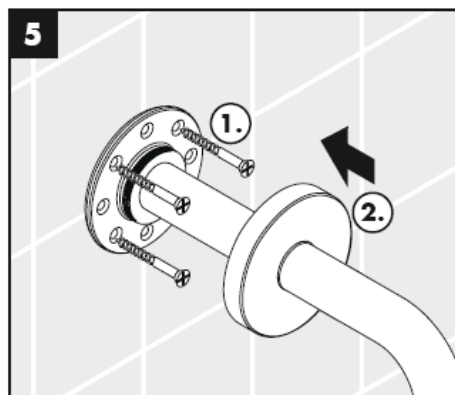
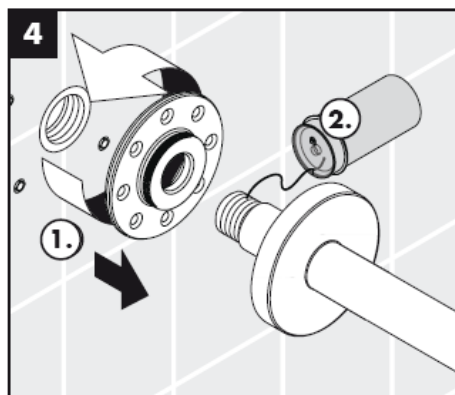

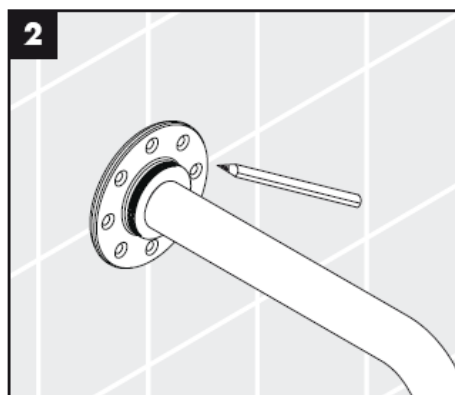
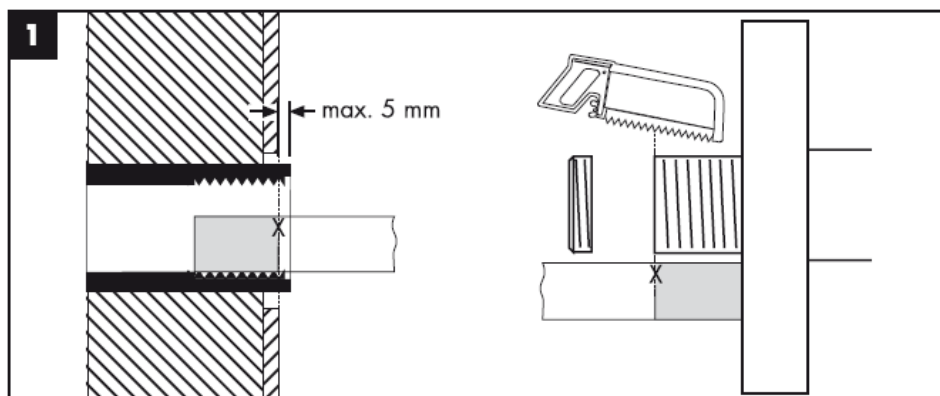


27416000

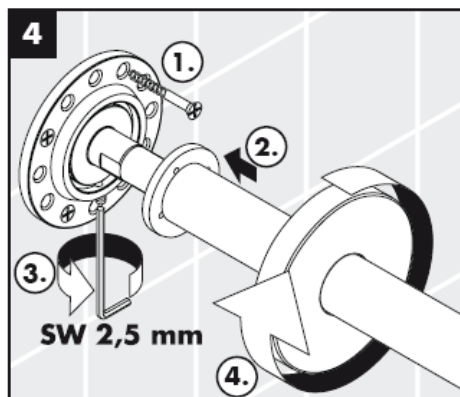
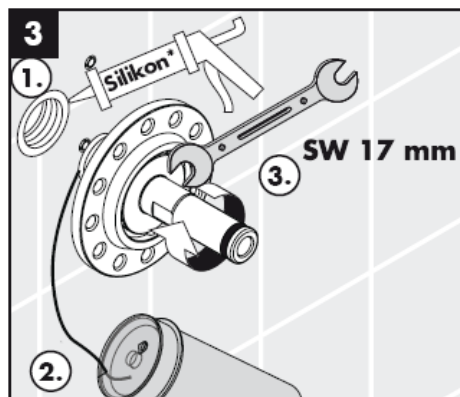
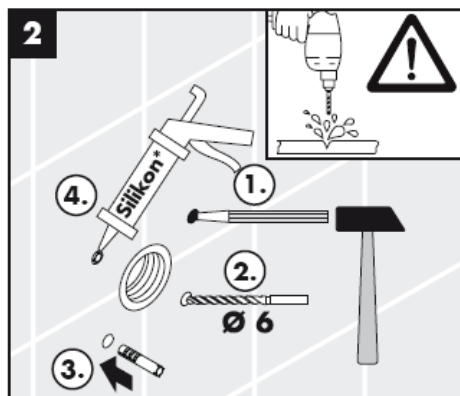
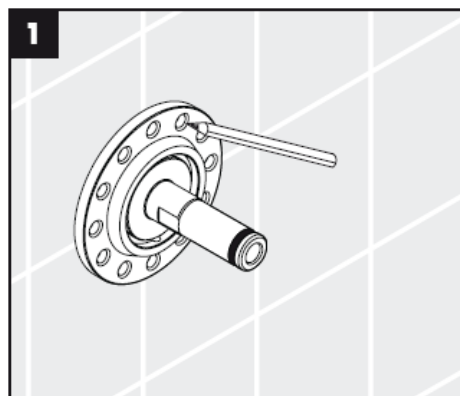
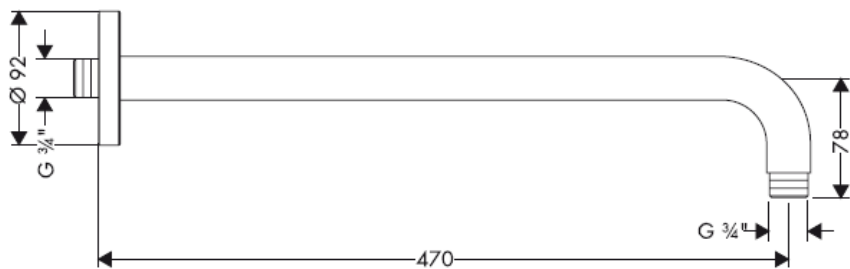


27417000

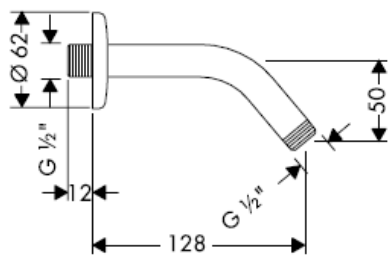




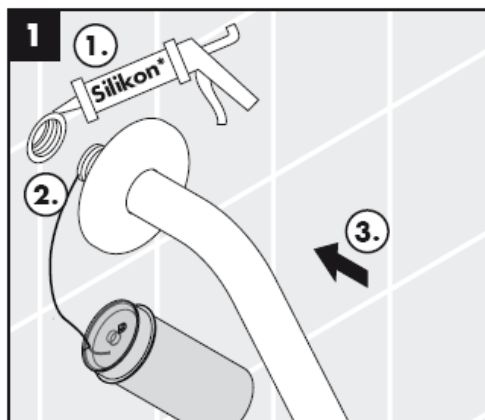
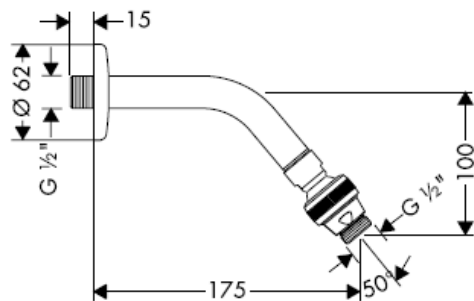
27410XXX



27411XXX

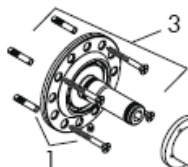


27415XXX

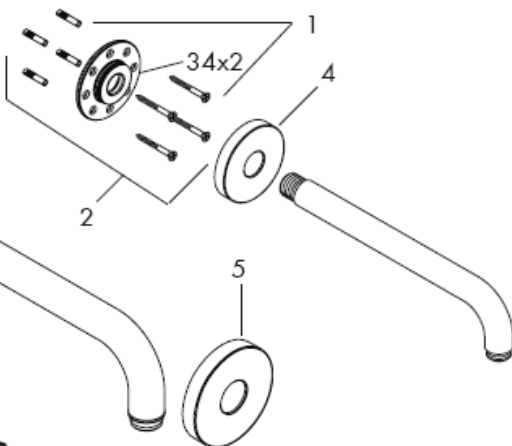


* Силикон (не содержит уксусной кислоты!)

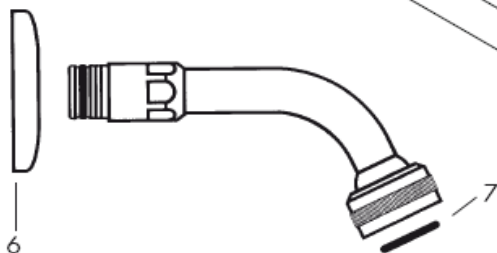
27410XXX



27409XXX / 27412XXX / 27413XXX / 27416000 /
27417000



27411XXX / 27415000



Комплект

1	Крепежные детали	40916000
2	крепежный набор	95080000
3	крепежный набор	98510000
4	Розетка	98940XXX
5	Розетка	98589XXX
6	Розетка	28454XXX
7	Уплотнительное кольцо круглого сечения 24 x 3,5	98084000

Код цвета поверхности

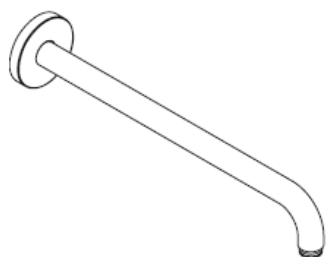
000 хром
800 сталь
820 brushed nickel
830 polished nickel

hansgrohe

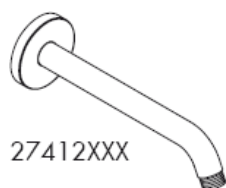
Hansgrohe · Postfach 1145 · D-77761 Schiltach · Telefon +49 (0) 78 36/51-1282 · Telefax +49 (0) 7836/511440
E-Mail: info@hansgrohe.com · Internet: www.hansgrohe.com

06/2008
9 09914 06
Русский

Szerelési útmutató



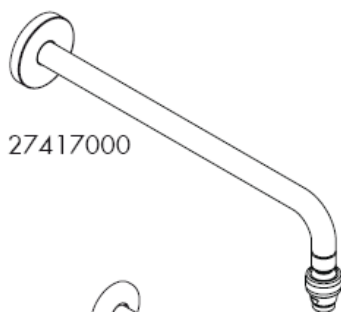
27409XXX/27410XXX/27413XXX



27412XXX



27416000



27417000



27411XXX



27415000

hansgrohe

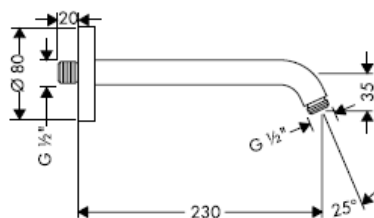


Miközben szakképzett szakember végzi a termék felszerelését, ügyelni kell arra, hogy a rögzítési felületek a rögzítési terület teljes egészén síkok (nincsenek kiálló fugák vagy csempezélek), a fal felépítése alkalmas a termék felszereléséhez, és különösképpen, hogy nincsenek benne gyenge pontok. A mellékelt csavarok és dűbelek csak betonhoz alkalmasak. Egyéb falzatoknál figyelembe kell venni a dűbelgyártó gyártói utasításait.

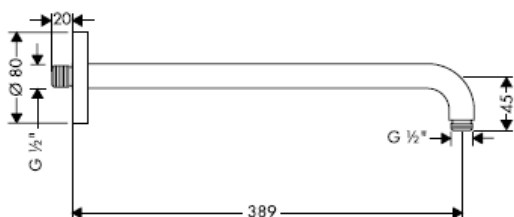
27409XXX



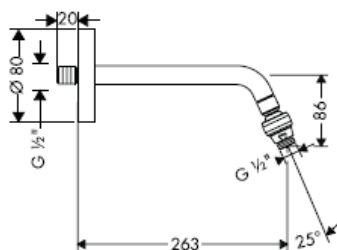
27412XXX



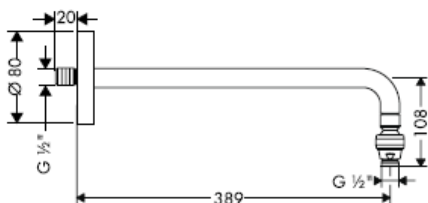
27413XXX

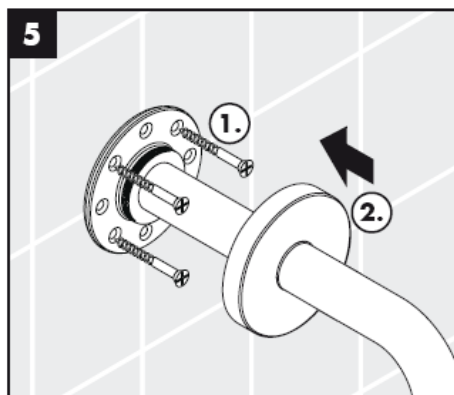
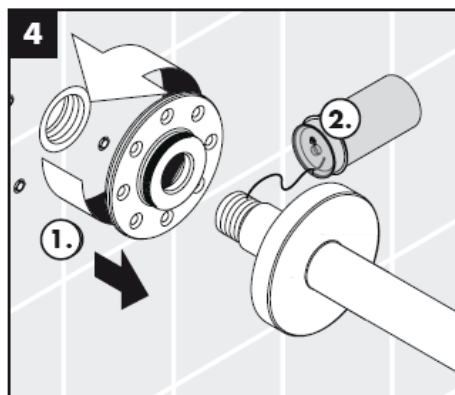
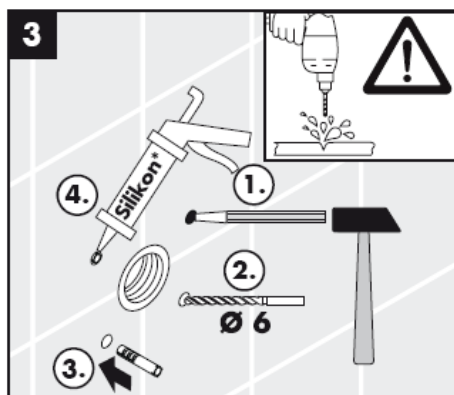
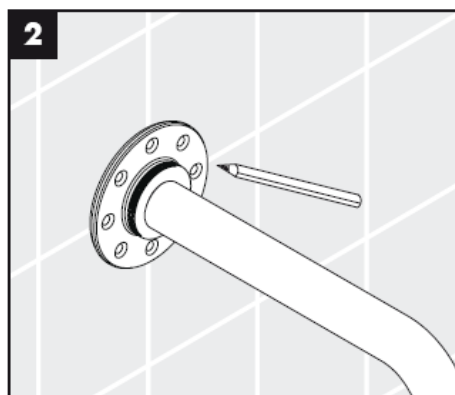
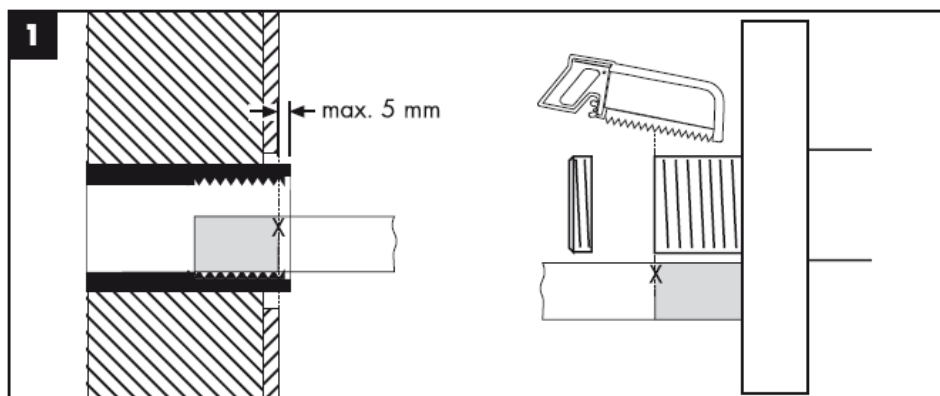


27416000

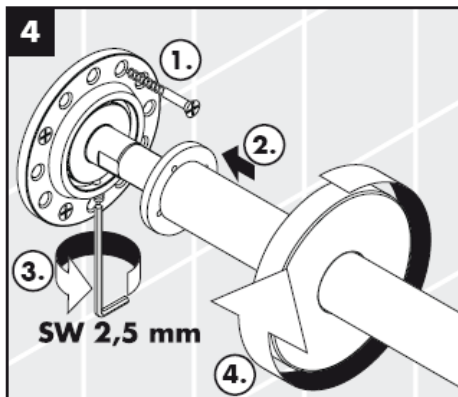
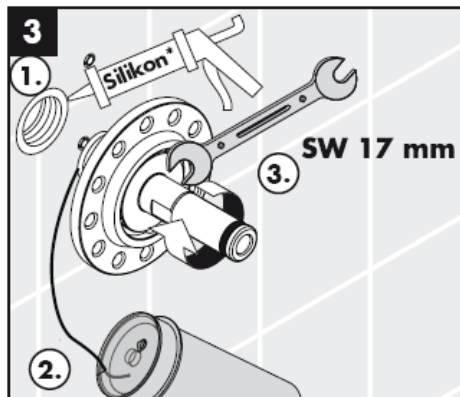

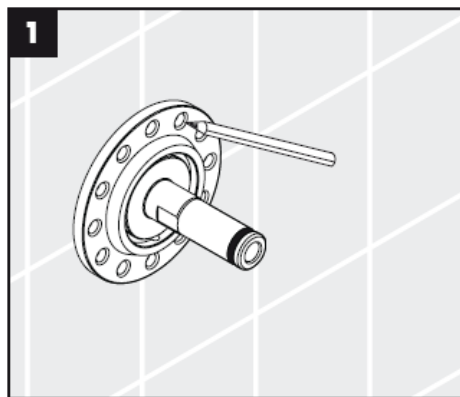
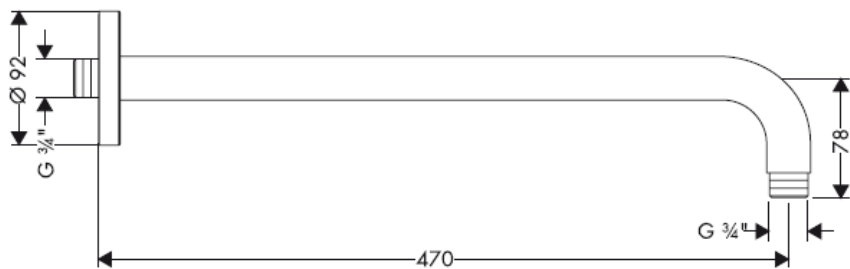


27417000

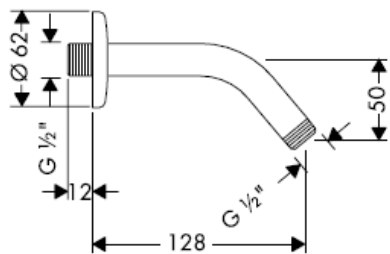




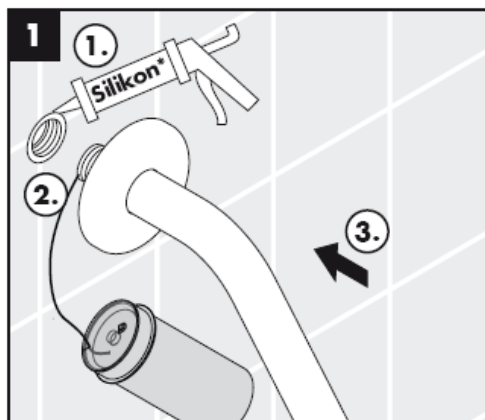
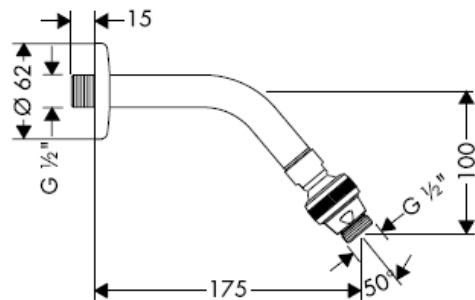
27410XXX



27411XXX

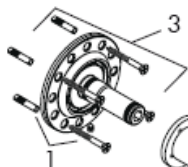


27415XXX

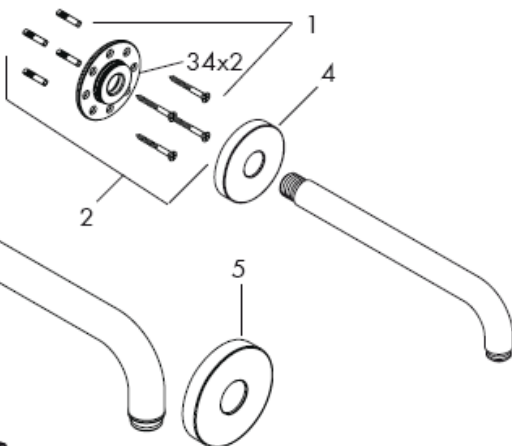


* Szilikon (ecetsavmentes!)

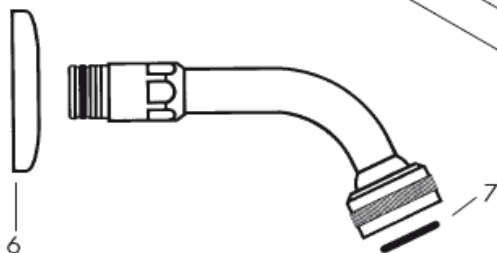
27410XXX



27409XXX / 27412XXX / 27413XXX / 27416000 /
27417000



27411XXX / 27415000



Tartozékok

1	Rögzítőrészek	40916000
2	Rögzítő felület	95080000
3	Rögzítő felület	98510000
4	Rozetta	98940XXX
5	Rozetta	98589XXX
6	Rozetta	28454XXX
7	Tömítőgyűrű 24 x 3,5	98084000

Színkódok

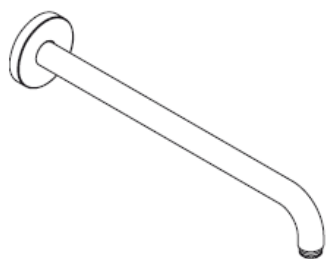
000 króm
800 acéloptika
820 brushed nickel
830 polished nickel

hansgrohe

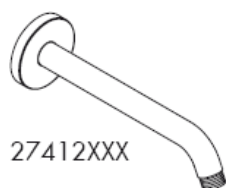
Hansgrohe · Postfach 1145 · D-77761 Schiltach · Telefon +49 (0) 78 36/51-1282 · Telefax +49 (0) 7836/511440
E-Mail: info@hansgrohe.com · Internet: www.hansgrohe.com

06/2008
9.09914.06
Magyar

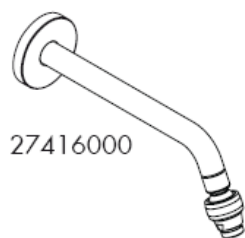
Asennusohje



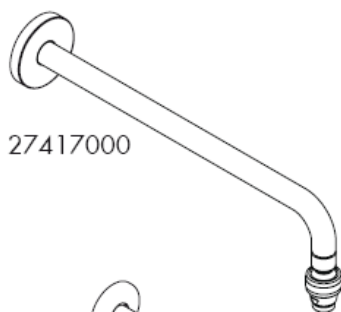
27409XXX/27410XXX/27413XXX



27412XXX



27416000



27417000



27411XXX



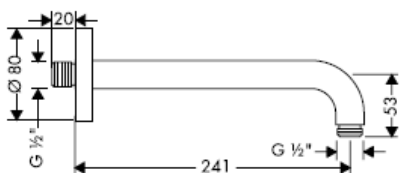
27415000

hansgrohe

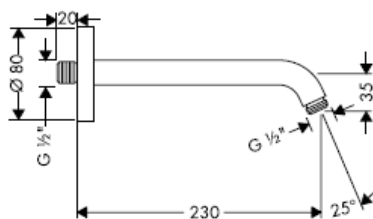


Kun pätevä ammattihenkilöstö suorittaa tuotteen asennusta, on huomioitava, että kiinnityspinta on koko kiinnityksen alueella tasainen (ei ulkonevia saumoja tai laattojen tasomuutoksia) ja, että seinän rakenne soveltuu tuotteen asentamiseen eikä siinä ole heikkoja kohtia. Mukana olevat kiinnitysruuvit ja kiinnitysankkurit soveltuvat betoniin kiinnittämiseen. Kiinnitettäessä tuotetta muihin seinärakenteisiin, noutata kiinnittimien valmistajan ohjeita.

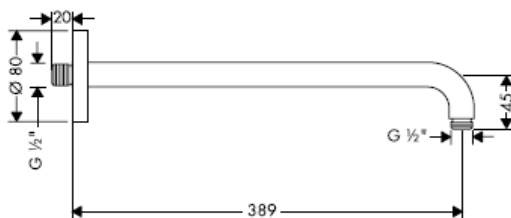
27409XXX



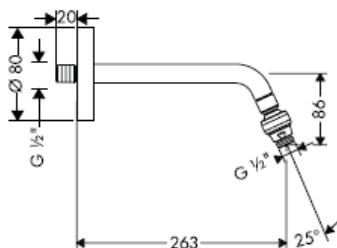
27412XXX



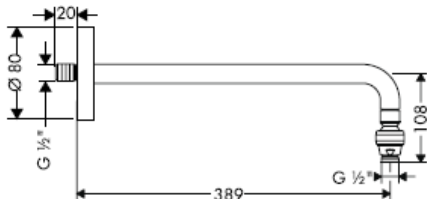
27413XXX

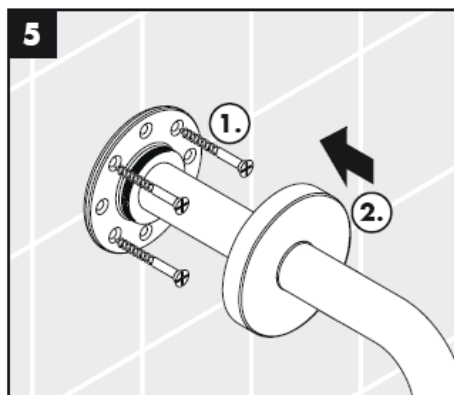
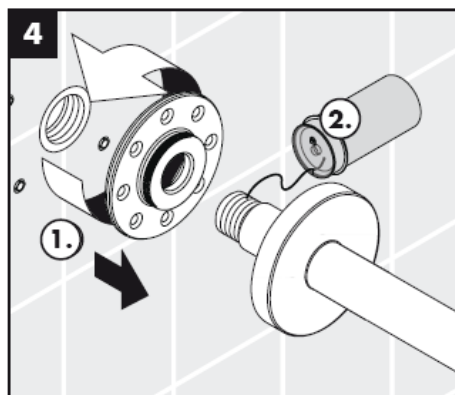
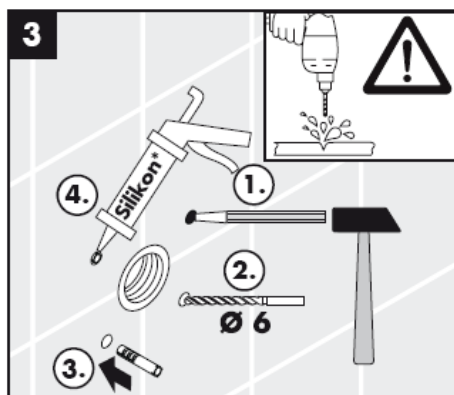
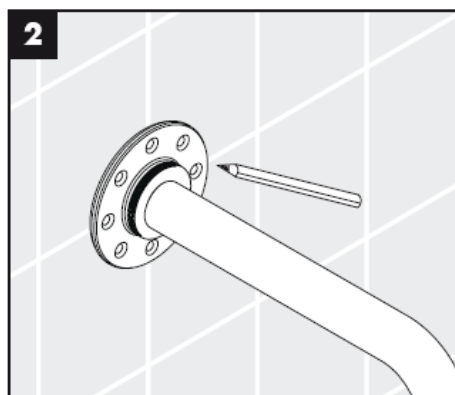
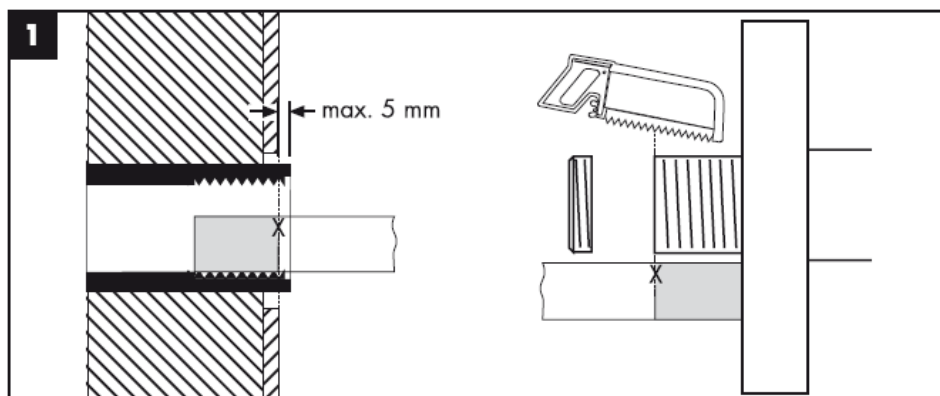


27416000

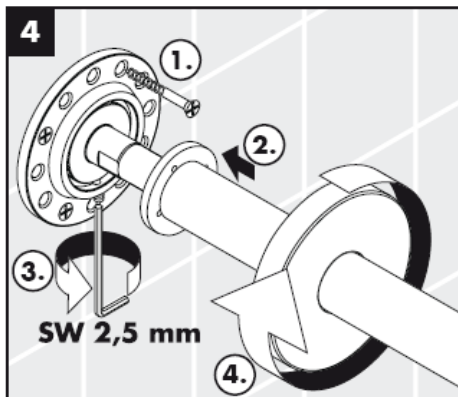
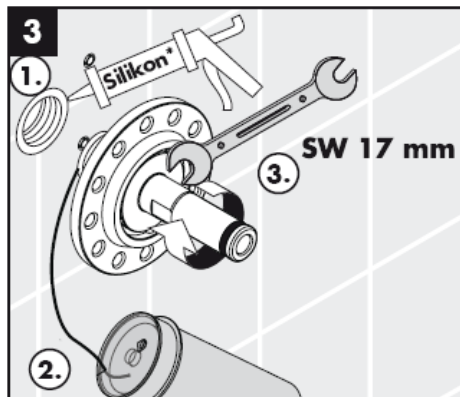

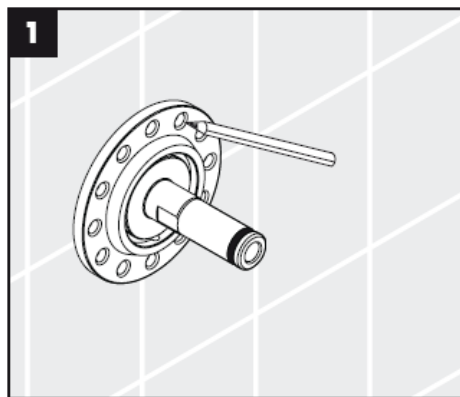
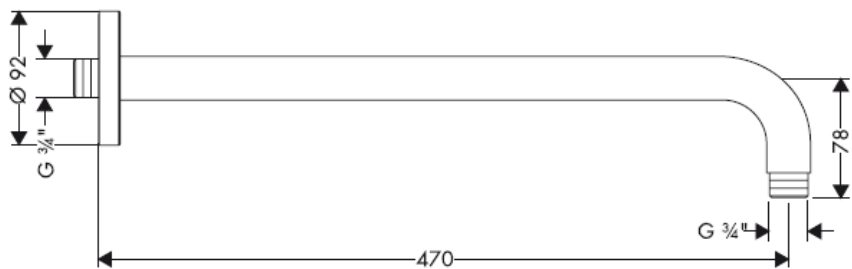


27417000

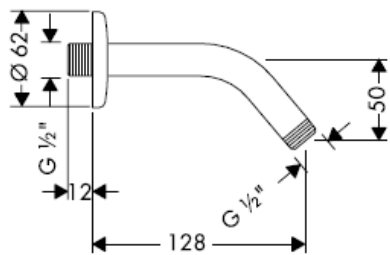




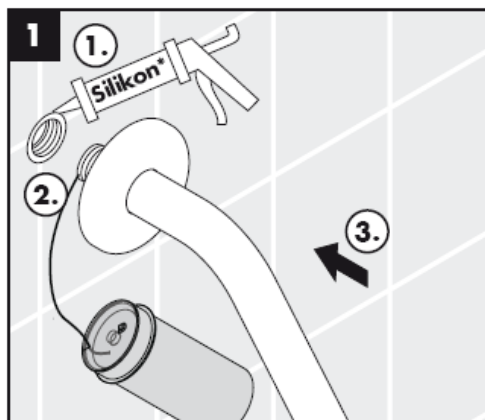
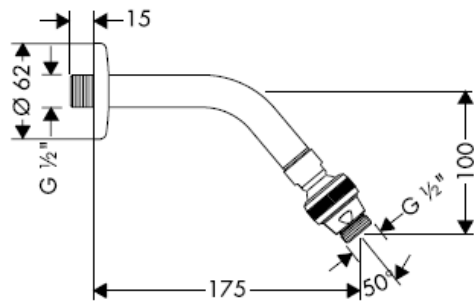
27410XXX



27411XXX

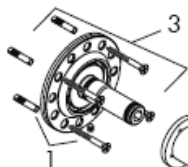


27415XXX

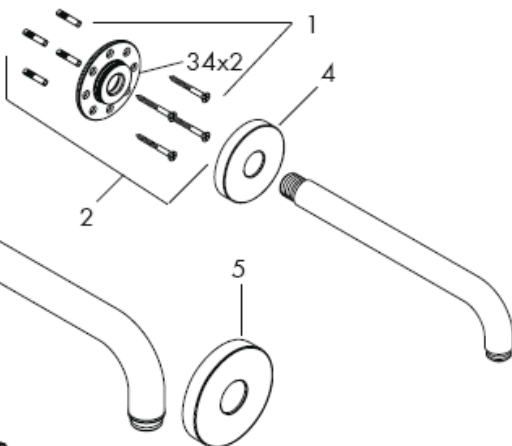


*Silikoni (etikkahappovapaa!)

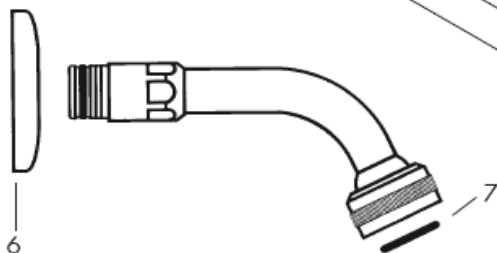
27410XXX



27409XXX / 27412XXX / 27413XXX / 27416000 /
27417000



27411XXX / 27415000



Varaosat

1	Kiinnitysosat	40916000
2	Kiinnityssarja	95080000
3	Kiinnityssarja	98510000
4	Peitekaulus	98940XXX
5	Peitekaulus	98589XXX
6	Peitekaulus	28454XXX
7	O-renkas 24 x 3,5	98084000

Värikoodi

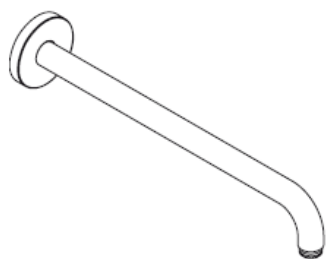
000 kromi
800 inox-optinen
820 harjattu nikkeli
830 kiillotettu nikkeli

hansgrohe

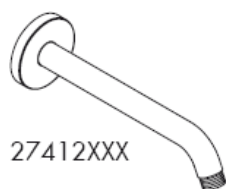
Hansgrohe · Postfach 1145 · D-77761 Schiltach · Telefon +49 (0) 78 36/51-1282 · Telefax +49 (0) 7836/511440
E-Mail: info@hansgrohe.com · Internet: www.hansgrohe.com

06/2008
9.09914.06
Suomi

Monteringsanvisning



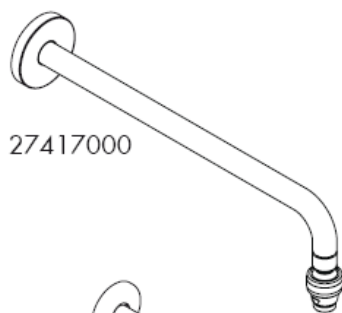
27409XXX/27410XXX/27413XXX



27412XXX



27416000



27417000



27411XXX



27415000

hangrohe

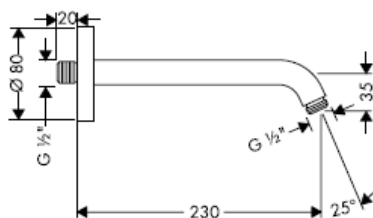


När kvalificerad fackpersonal monterar produkten är det viktigt att tänka på att monteringsytan är plan i alla delar av arbetsytan (inga fogar som sticker ut eller klinkerförskjutningar), att väggkonstruktionen passar till montering av produkten samt att den inte har svaga punkter. Medföljande skruvar och plugg är endast avsedda för betong. Vid andra väggkonstruktioner skall anvisningarna från pluggtillverkaren beaktas.

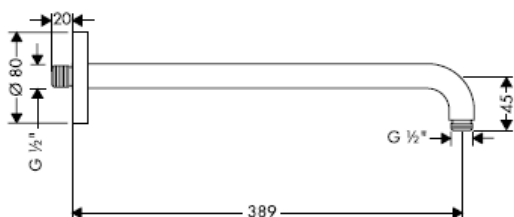
27409XXX



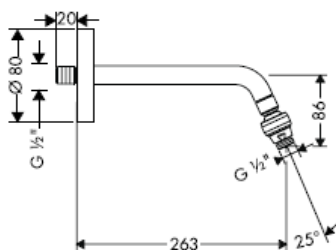
27412XXX




27413XXX

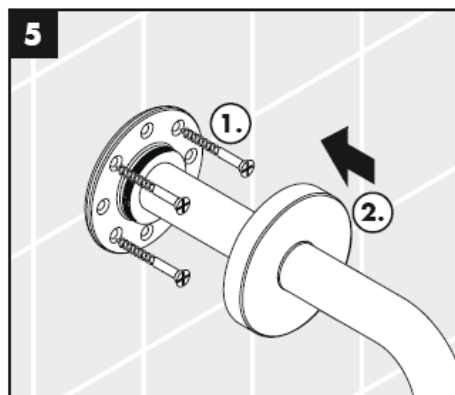
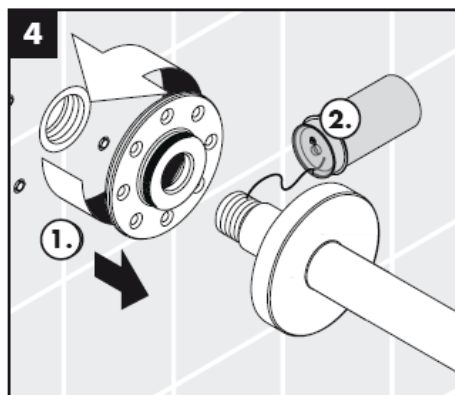

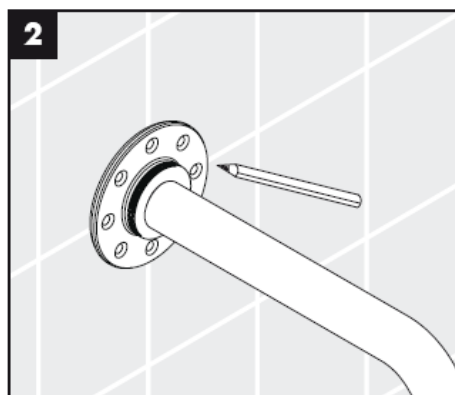
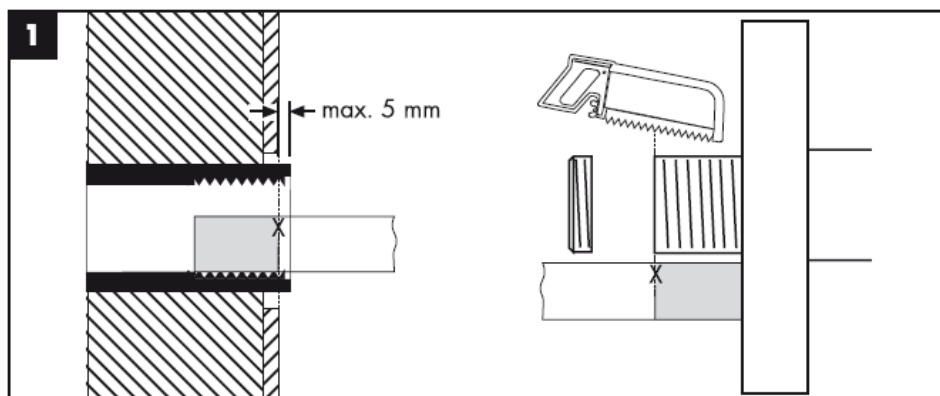


27416000

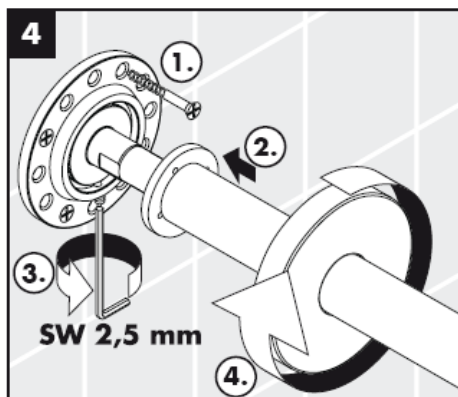
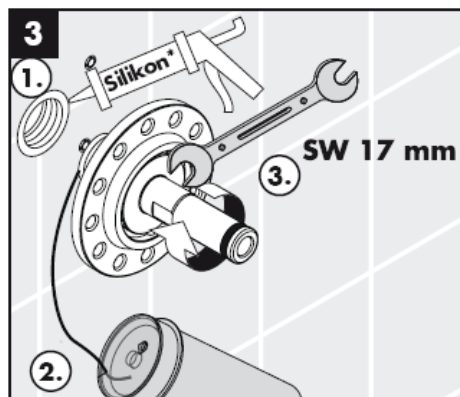
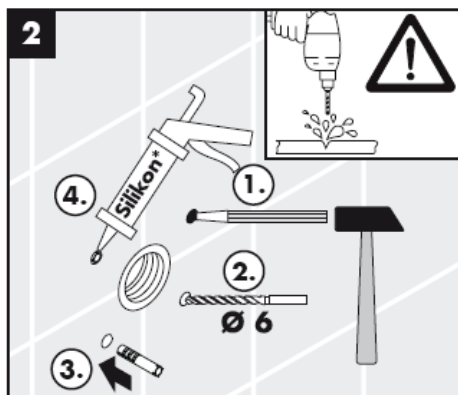
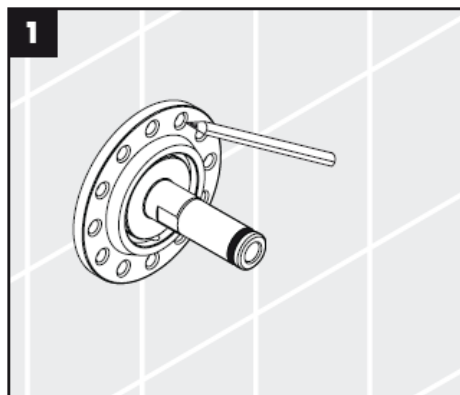
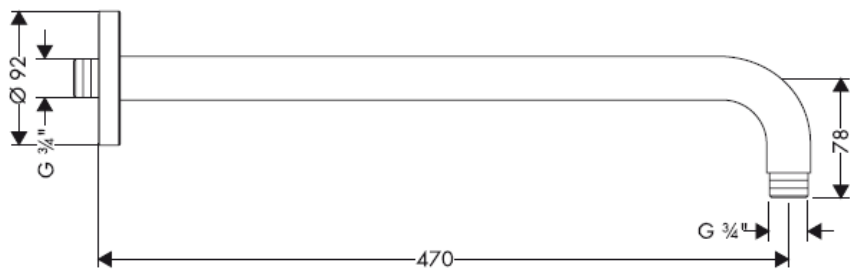


27417000

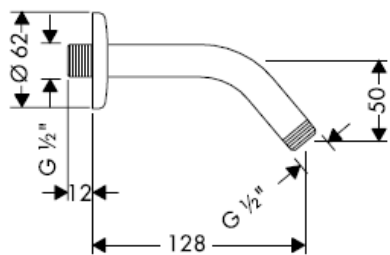




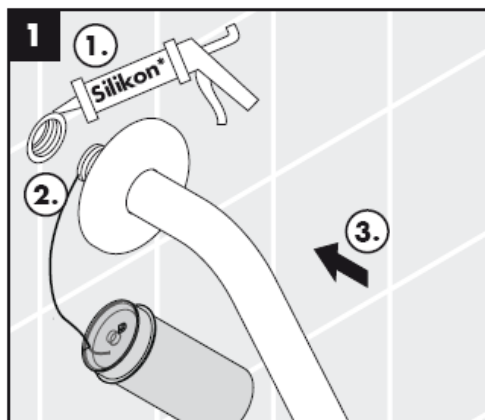
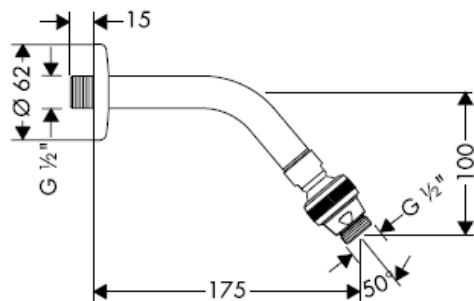
27410XXX



27411XXX

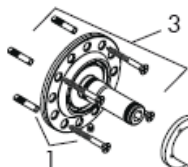


27415XXX

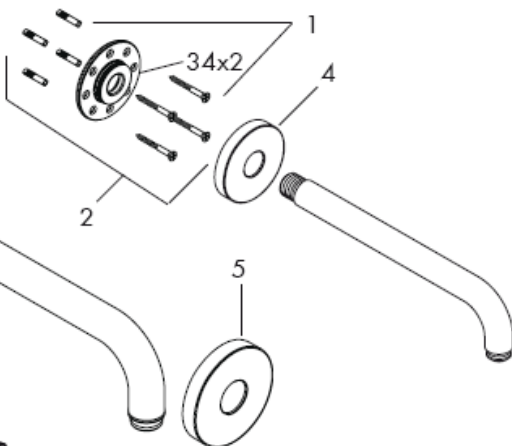


*Silikon (fri från ättiksyra!)

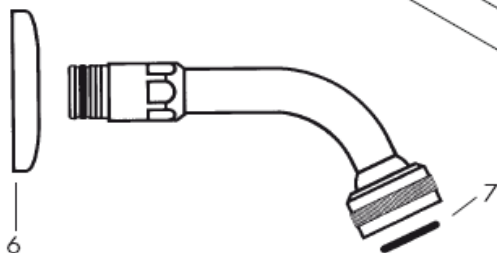
27410XXX



27409XXX / 27412XXX / 27413XXX / 27416000 /
27417000



27411XXX / 27415000



Reservdelar

1	Monteringsdelar	40916000
2	Monteringssats	95080000
3	Monteringssats	98510000
4	Rosett	98940XXX
5	Rosett	98589XXX
6	Rosett	28454XXX
7	O-ring 24 x 3,5	98084000

Färgkodning

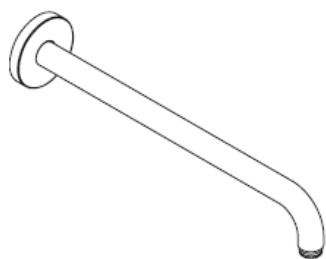
000
800 rostfri-optik
820 borstad nickel
830 polerad nickel

hansgrohe

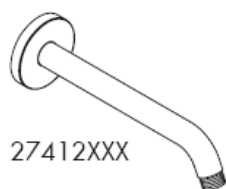
Hansgrohe · Postfach 1145 · D-77761 Schiltach · Telefon +49 (0) 78 36/51-1282 · Telefax +49 (0) 7836/511440
E-Mail: info@hansgrohe.com · Internet: www.hansgrohe.com

06/2008
9 09914_06
Svenska

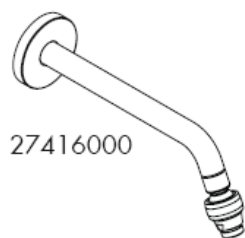
Montavimo instrukcijos



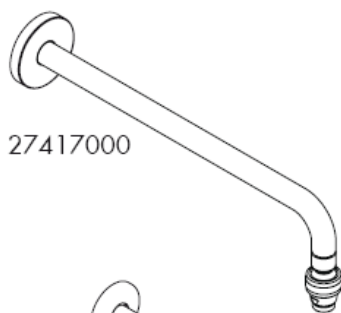
27409XXX/27410XXX/27413XXX



27412XXX



27416000



27417000



27411XXX



27415000

hansgrohe



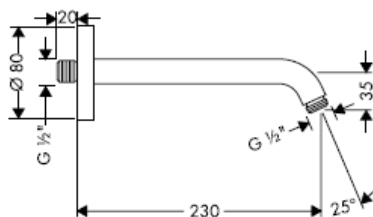
Montuojant produktą, specialistas privalo įsitikinti, kad sienos plotas, prie kurio dedama montavimo plokštė, yra lygus (jokių plytelių ar kitų nelygumų), kad sienos struktūra yra pritaikyta produkto montavimui ir neturi jokių silpnų vietų.

Pakuotėje esantys varžtai ir kaiščiai yra skirti tik betonui. Esant kitokiai sienai, varžtus ir kaiščius reikia rinktis pagal paskirtį.

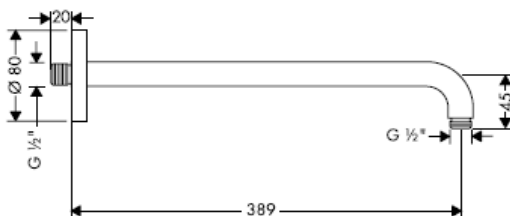
27409XXX



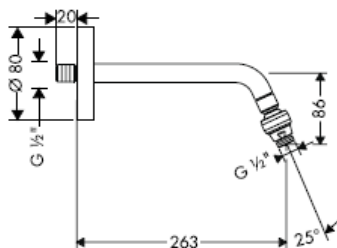
27412XXX



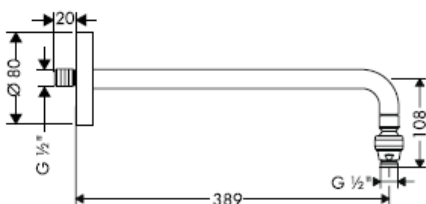
27413XXX

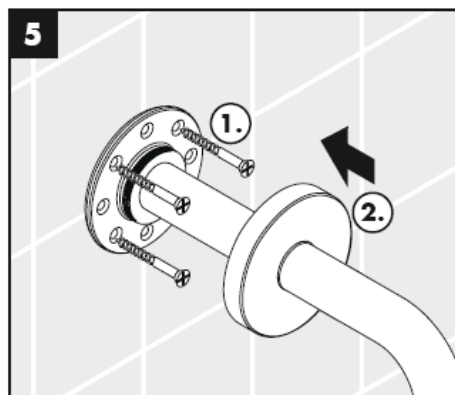
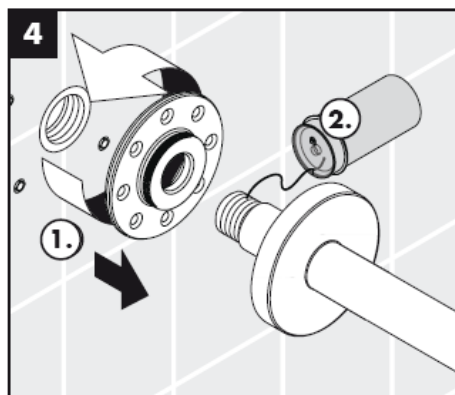

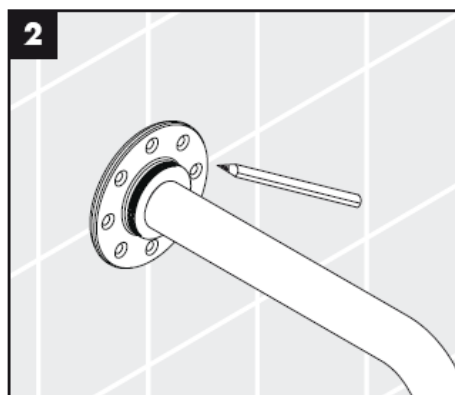
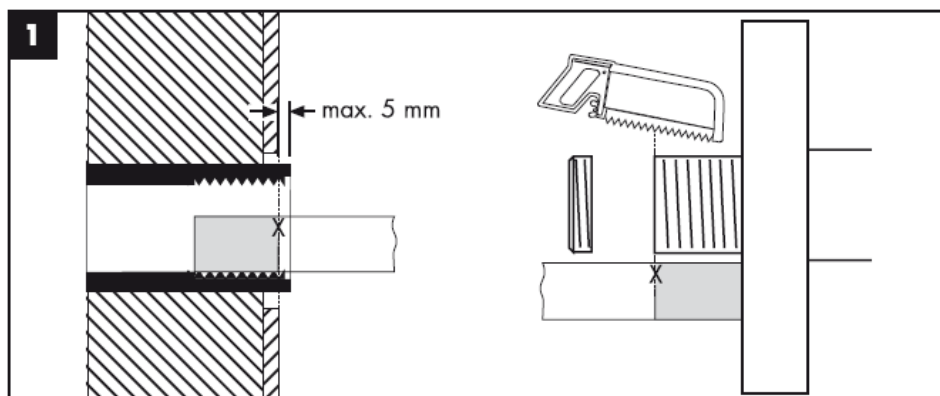


27416000

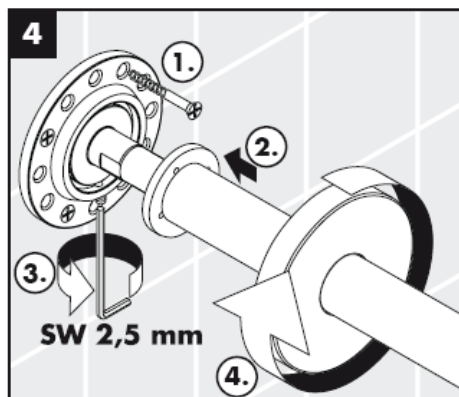
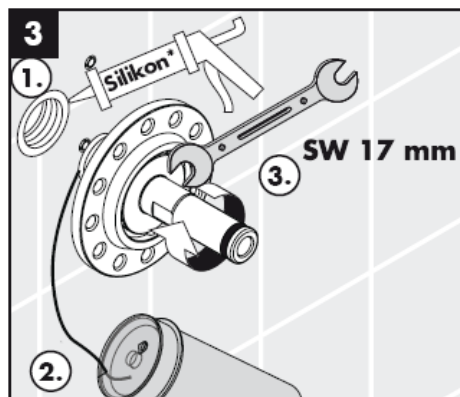
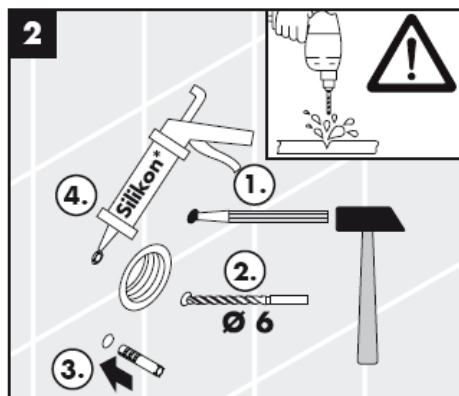
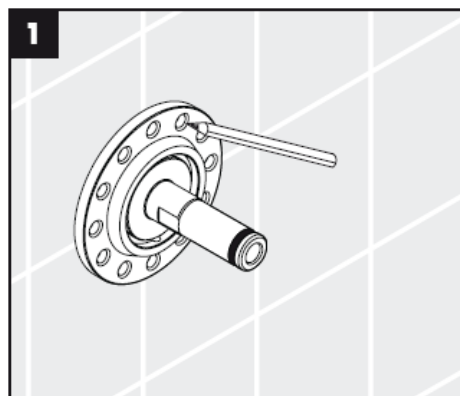
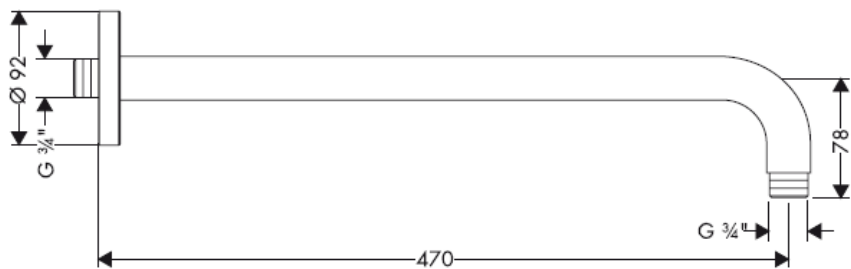


27417000

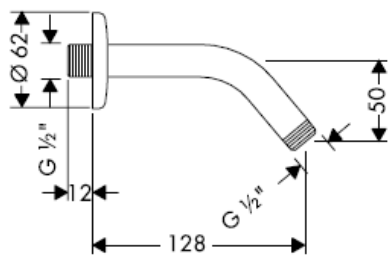




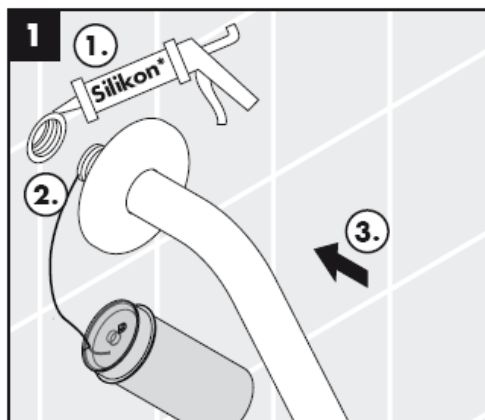
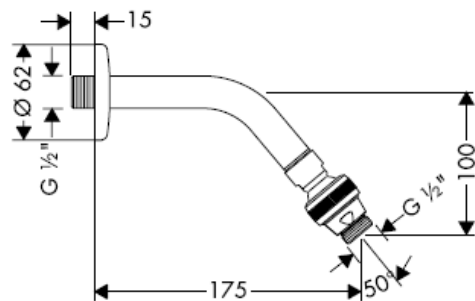
27410XXX



27411XXX

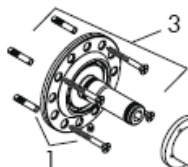


27415XXX

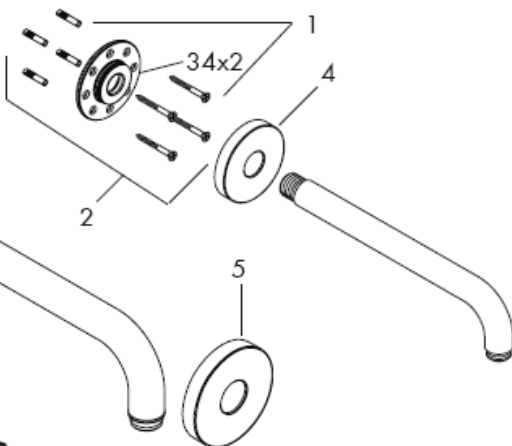


* Silikonas (be acto rūgšties!)

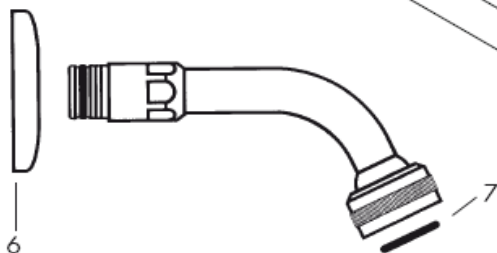
27410XXX



27409XXX / 27412XXX / 27413XXX / 27416000 /
27417000



27411XXX / 27415000



Atsarginės dalys

1	Tvirtinimo detalės	40916000
2	Prijungimo komplektas	95080000
3	Prijungimo komplektas	98510000
4	Dangtis	98940XXX
5	Dangtis	98589XXX
6	Dangtis	28454XXX
7	sandinimo žiedas 24 x 3,5	98084000

Spalva

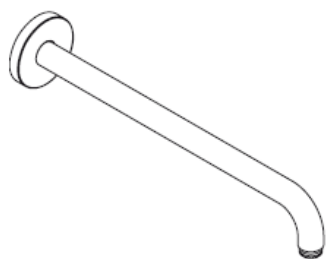
000 chrom
800 plienas
820 brushed nickel
830 polished nickel

hansgrohe

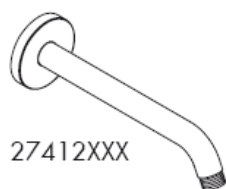
Hansgrohe · Postfach 1145 · D-77761 Schiltach · Telefon +49 (0) 78 36/51-1282 · Telefax +49 (0) 7836/511440
E-Mail: info@hansgrohe.com · Internet: www.hansgrohe.com

06/2008
9.09914.06
Lietuviškai

Uputstva za instalaciju



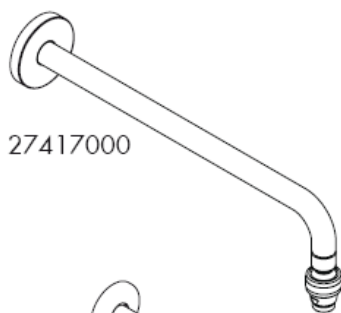
27409XXX/27410XXX/27413XXX



27412XXX



27416000



27417000



27411XXX



27415000

hansgrohe



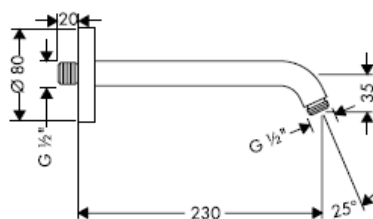
Kada proizvod montira kvalificirano stručno osoblje treba paziti da čitava površina na koju se učvršćuje bude ravna (bez istaknutih fuga ili krivljenja pločica), da je zidna konstrukcija primjerena montaži proizvoda te osobito da nema slabih mjesta.

Priloženi vijci i moždanici prikladni su samo za beton. Kod drugih zidnih nadgradnji treba obratiti pažnju na navode proizvođača moždanika.

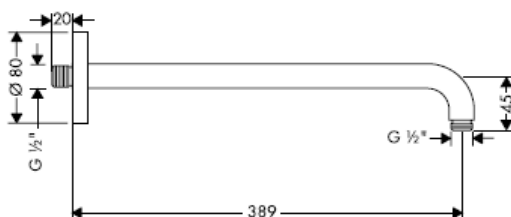
27409XXX



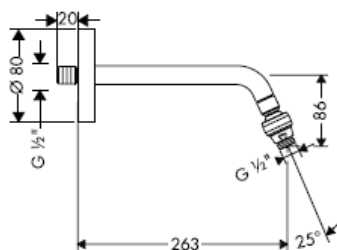
27412XXX



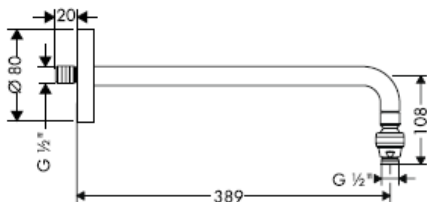
27413XXX

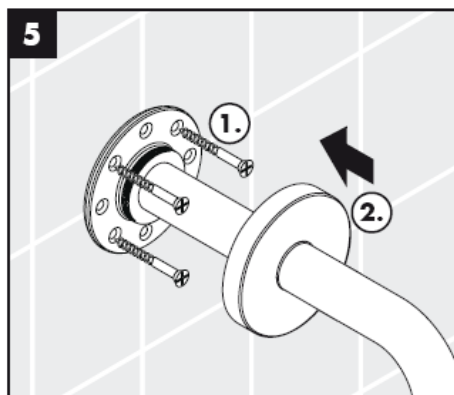
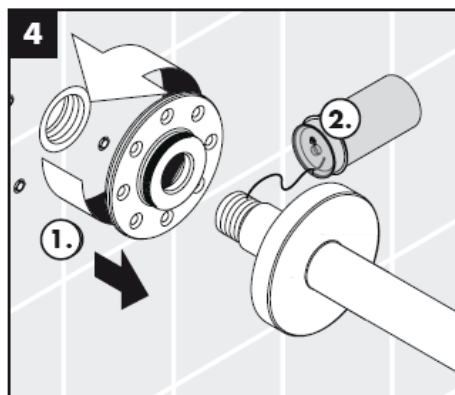
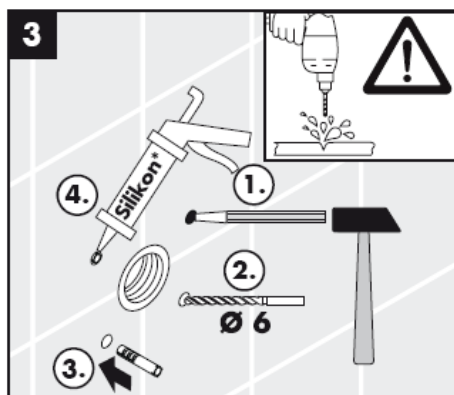
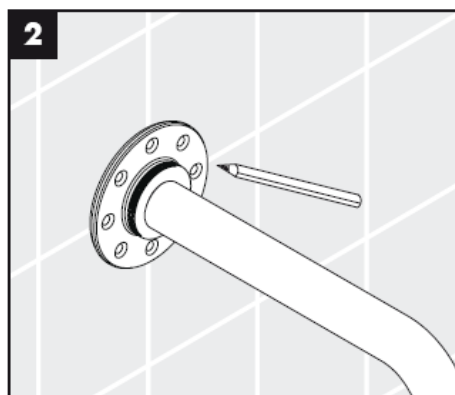
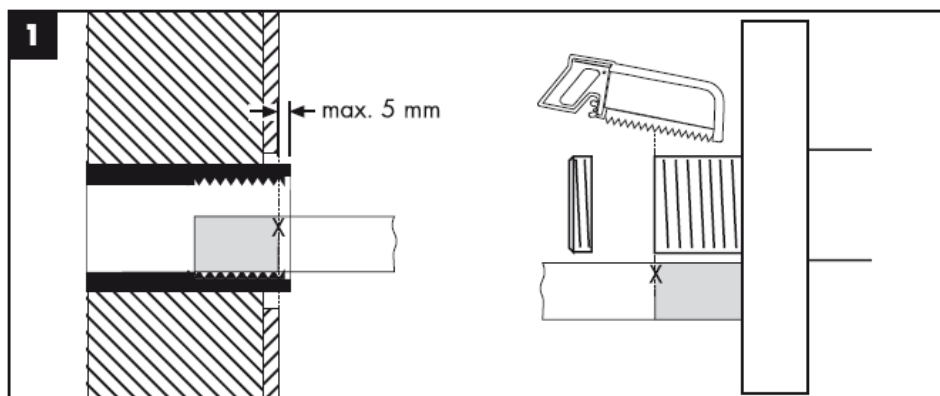


27416000

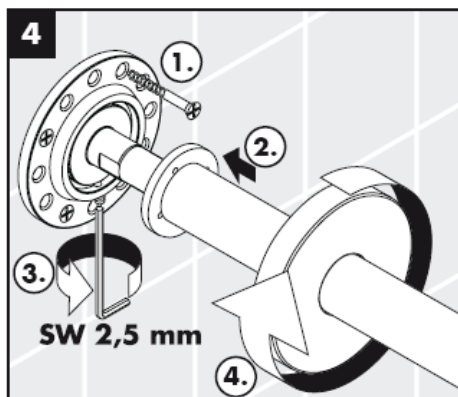
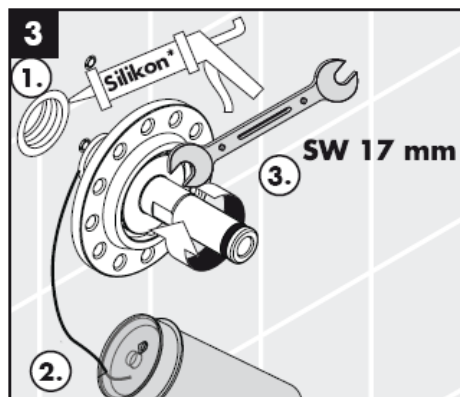
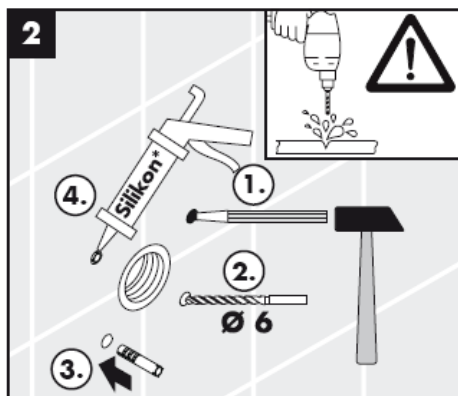
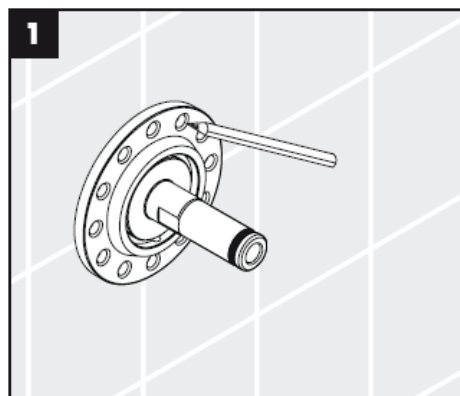
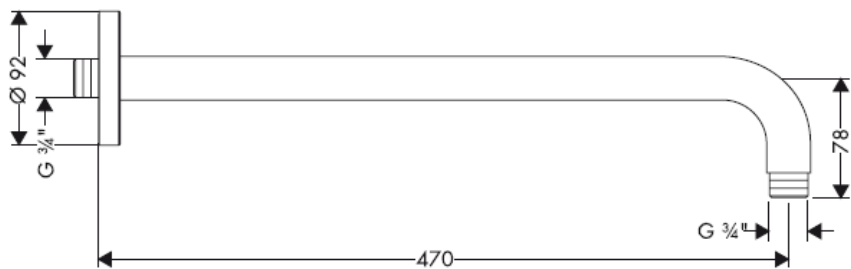


27417000

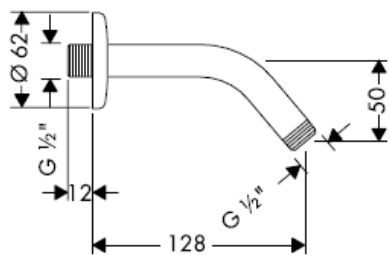




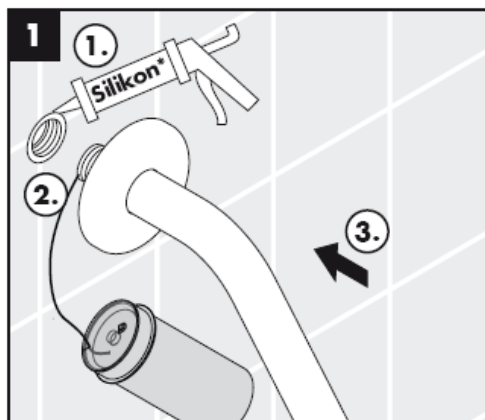
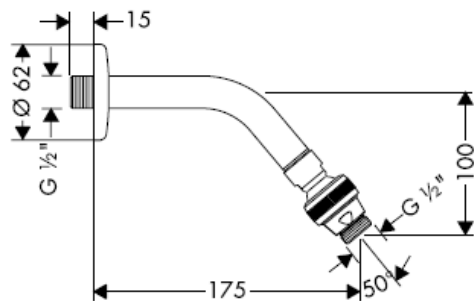
27410XXX



27411XXX

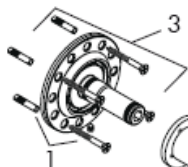


27415XXX

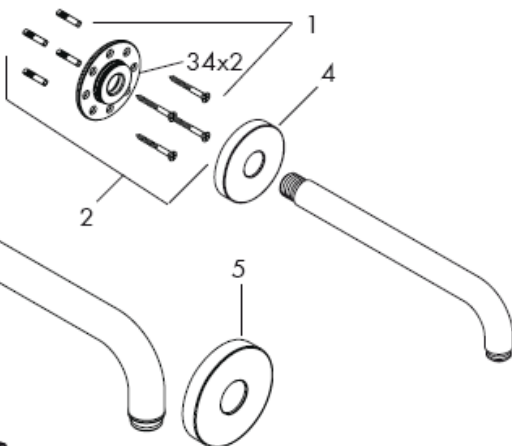


*Silikon (ne sadrži kiseline)

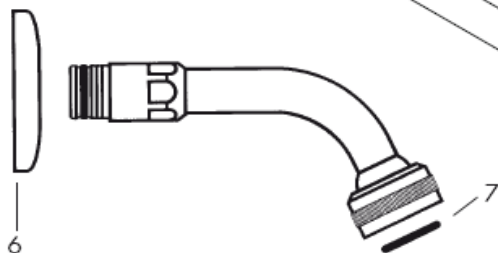
27410XXX



27409XXX / 27412XXX / 27413XXX / 27416000 /
27417000



27411XXX / 27415000



Rezervni dijelovi

1	Dijelovi za učvršćivanje	40916000
2	garnitura za pričvršćivanje	95080000
3	garnitura za pričvršćivanje	98510000
4	Rozete	98940XXX
5	Rozete	98589XXX
6	Rozete	28454XXX
7	O prsten 24 x 3,5	98084000

Boje

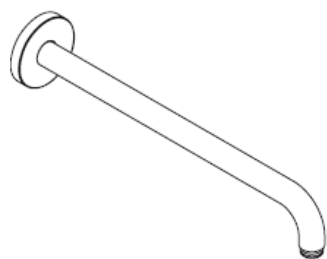
000 krom
800 plemeniti čelik
820 brushed nickel
830 polished nickel

hansgrohe

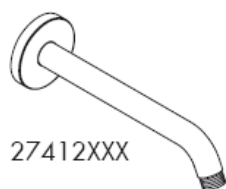
Hansgrohe · Postfach 1145 · D-77761 Schiltach · Telefon +49 (0) 78 36/51-1282 · Telefax +49 (0) 7836/511440
E-Mail: info@hansgrohe.com · Internet: www.hansgrohe.com

06/2008
9.09914.06
Hrvatski

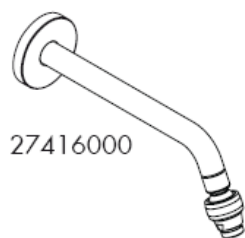
Montaj kılavuzu



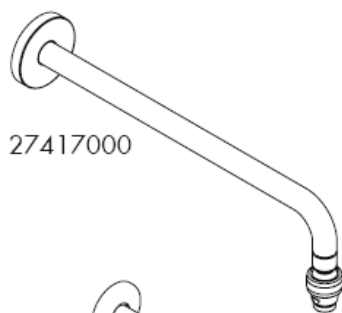
27409XXX/27410XXX/27413XXX



27412XXX



27416000



27417000



27411XXX



27415000

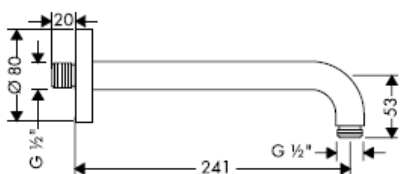
hansgrohe



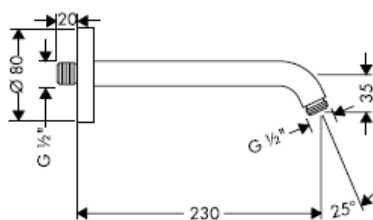
Müteahhit, ürünü monteleyeceği yer, yani montaj plakasının monte edileceği duvar alanının tümü düz (herhangi bir eklem yerinin ya da duvar fayansının çıkıntısıyla) engellenmemiş, yapısı ürünü montelemeye uygun bir şekilde ve herhangi zayıf noktası olamamasını sağlamalıdır.

Kaplı vidalar ve çubuklar sadece beton için uygundur. Başka duvar yapıları için, imalatçının çubuk imal edenin belirttiği hususlar dikkate alınmalıdır.

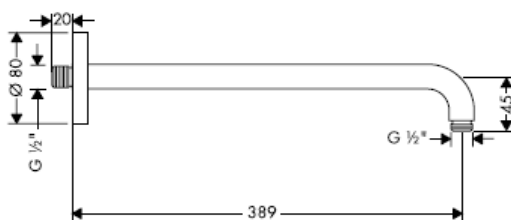
27409XXX



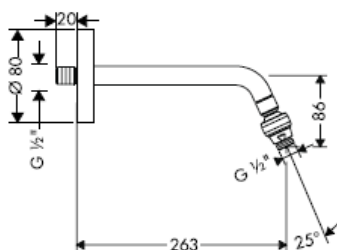
27412XXX



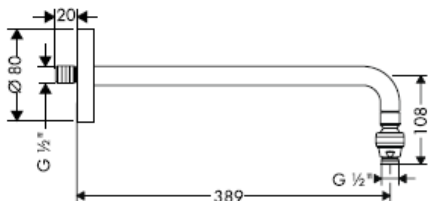
27413XXX

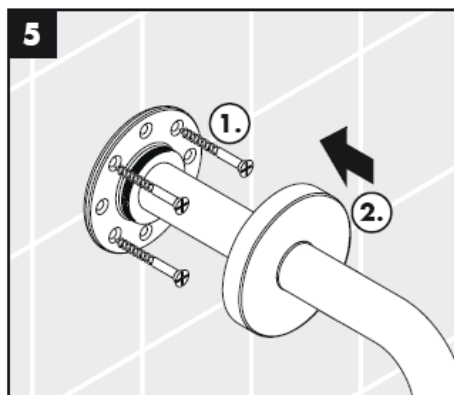
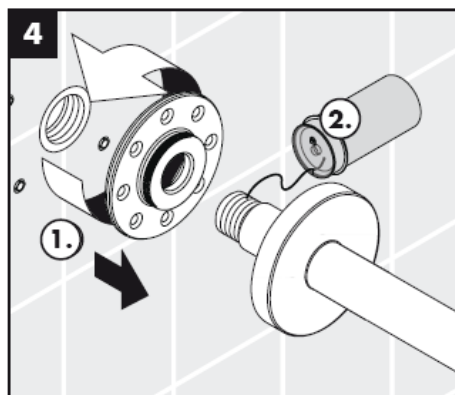
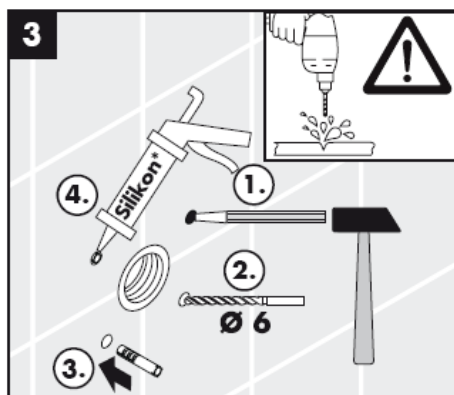
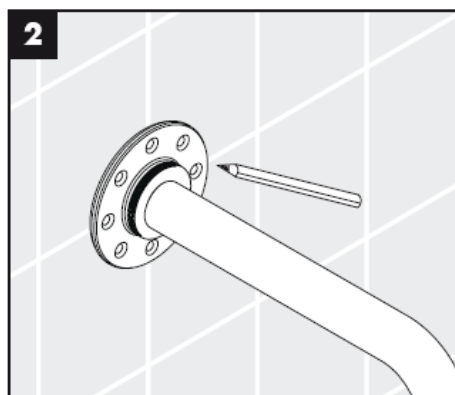
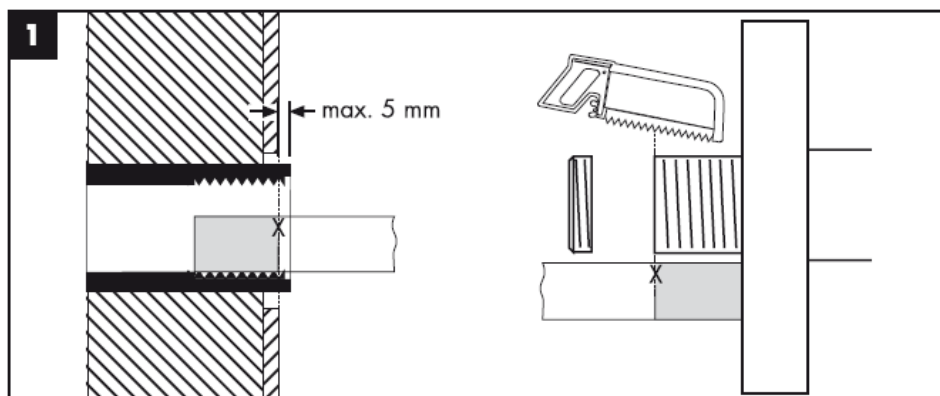


27416000

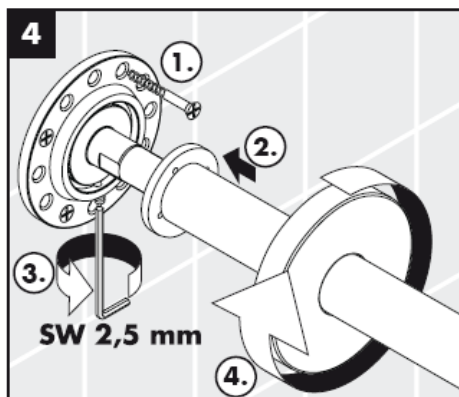
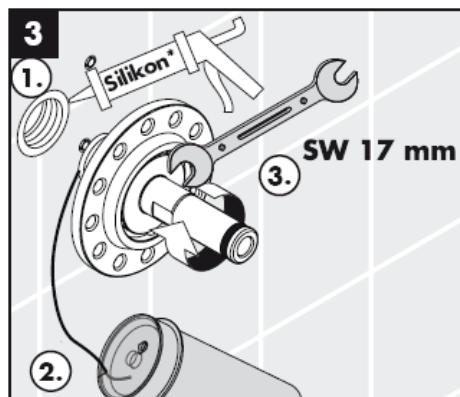
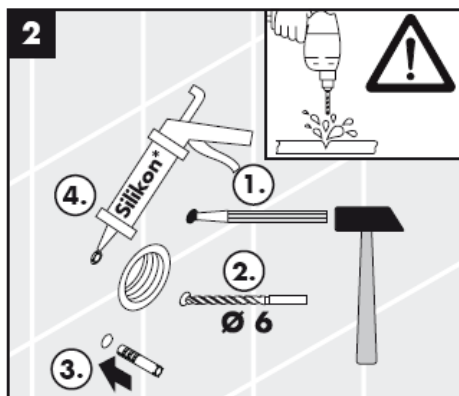
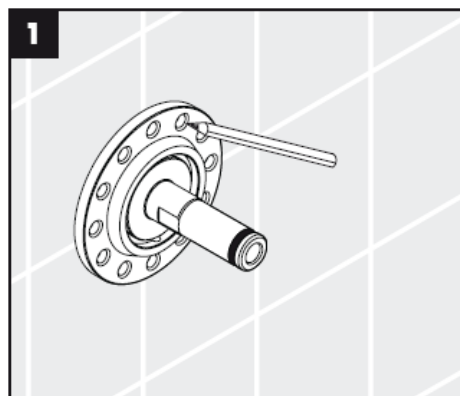
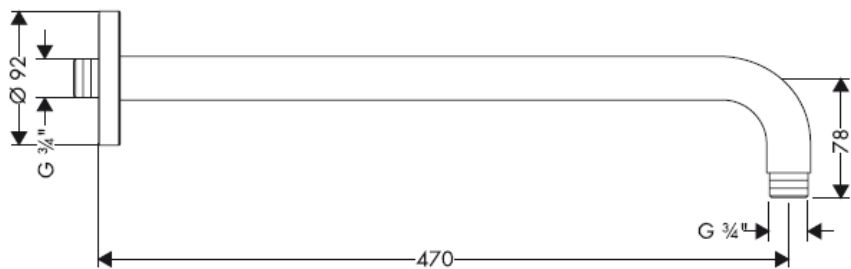


27417000

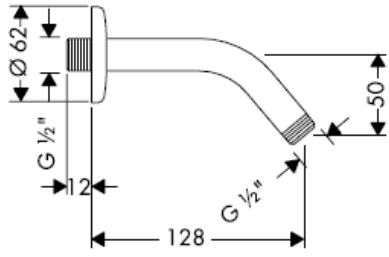




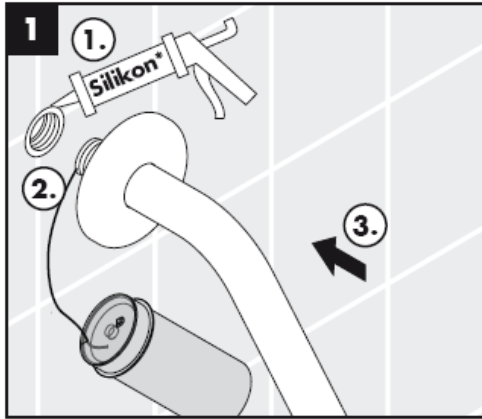
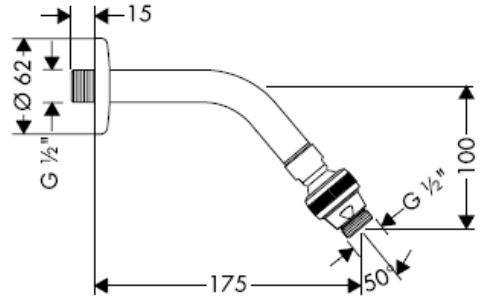
27410XXX



27411XXX

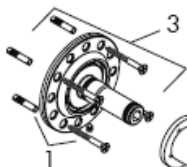


27415XXX

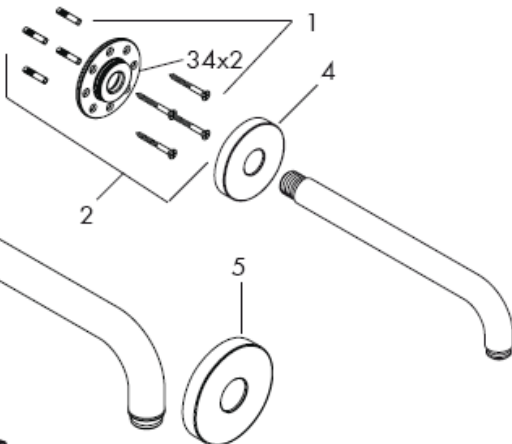


*Silikon (asetik asit içermeyen)

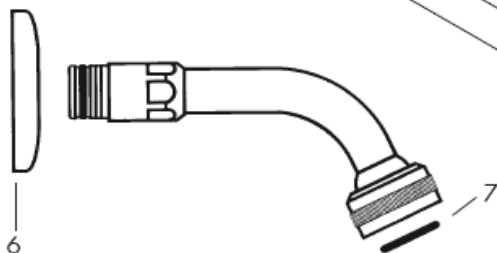
27410XXX



27409XXX / 27412XXX / 27413XXX / 27416000 /
27417000



27411XXX / 27415000



Yedek Parçalar

1	Sabitleme parçaları	40916000
2	Sabitleme seti	95080000
3	Sabitleme seti	98510000
4	Yedek parça	98940XXX
5	Yedek parça	98589XXX
6	Yedek parça	28454XXX
7	O-ring 24 x 3,5	98084000

Renkler

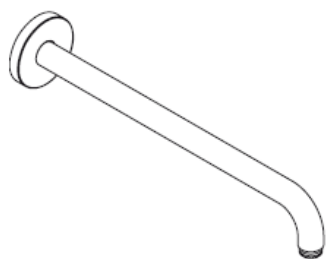
000 Krom
800 paslanmaz çelik - optik
820 brushed nickel
830 polished nickel

hansgrohe

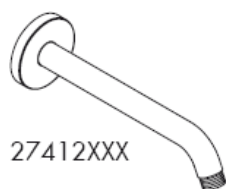
Hansgrohe · Postfach 1145 · D-77761 Schiltach · Telefon +49 (0) 78 36/51-1282 · Telefax +49 (0) 7836/511440
E-Mail: info@hansgrohe.com · Internet: www.hansgrohe.com

06/2008
9.09914.06
Türkiye

Instrucțiuni de montare



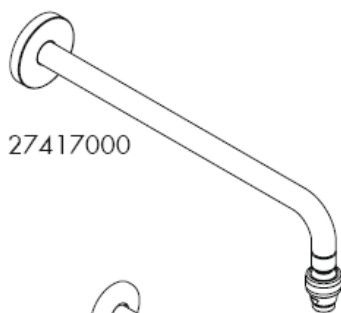
27409XXX/27410XXX/27413XXX



27412XXX



27416000



27417000



27411XXX



27415000

hansgrohe



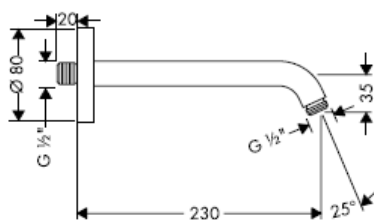
La montarea produsului de către un personal calificat trebuie să fiți atenți ca suprafața, unde se fixează produsul să fie plată pe toată suprafața utilizată (să nu existe rosturi sau faianțe proeminente), peretele să fie adecvat pentru montarea produsului și să nu există zone de rezistență redusă.

Șuruburile și diblurile livrate sunt potrivite pentru ziduri de beton. La alte tipuri de zid respectați instrucțiunile producătorului diblului utilizat.

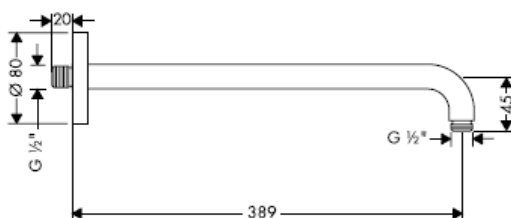
27409XXX



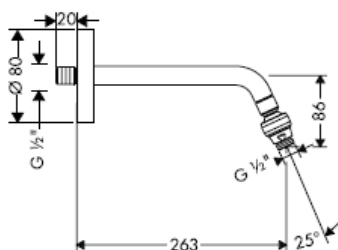
27412XXX



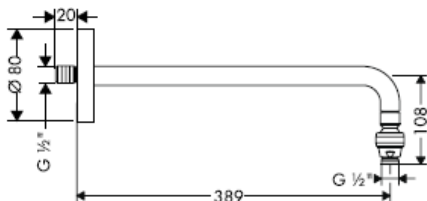
27413XXX

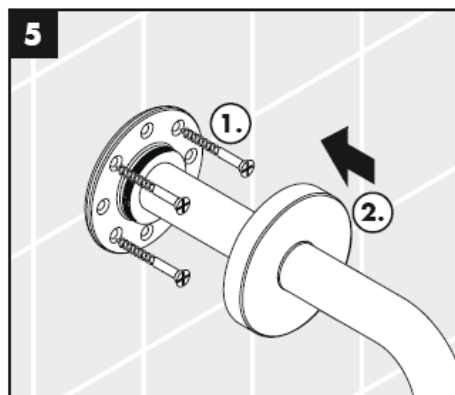
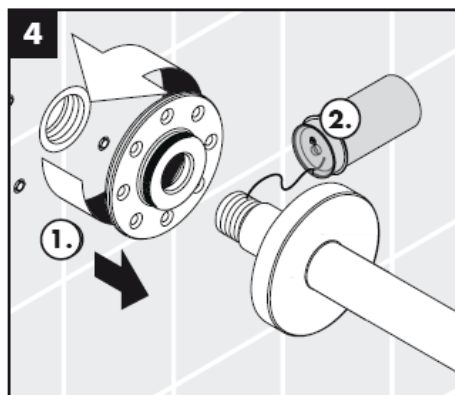

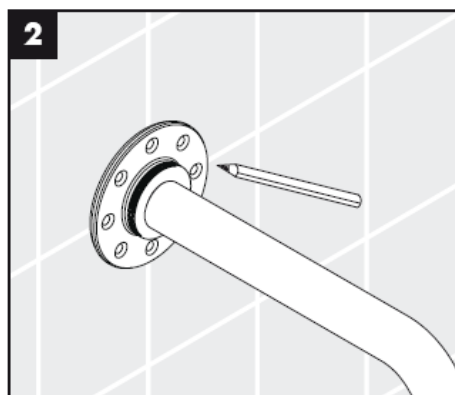
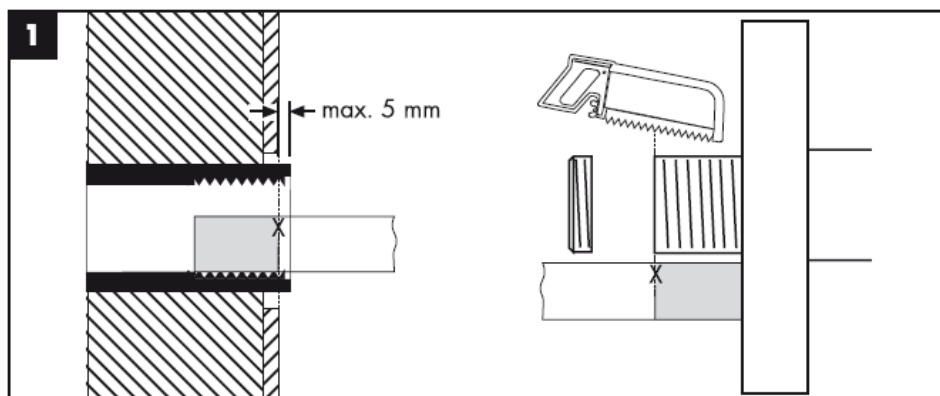


27416000

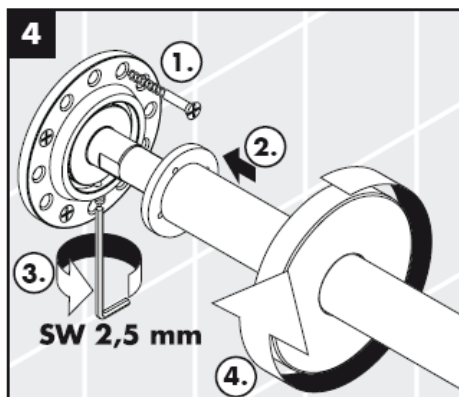
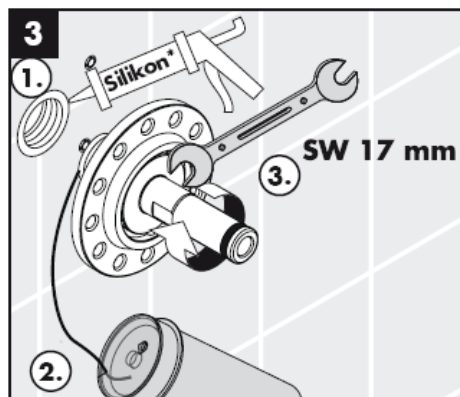
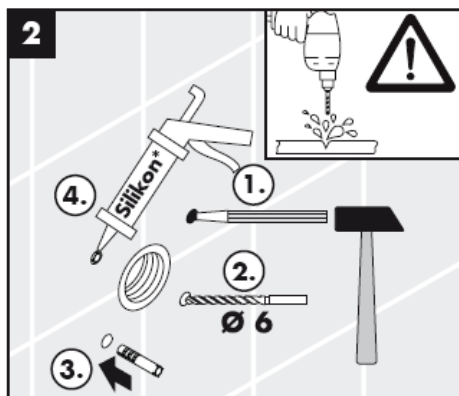
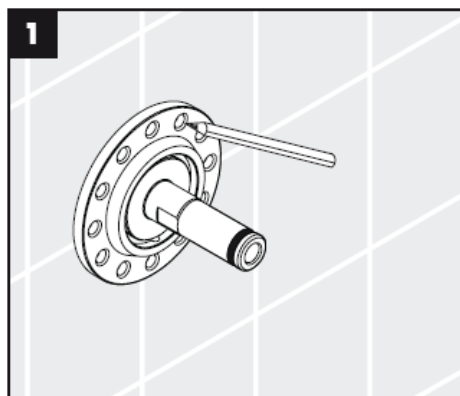
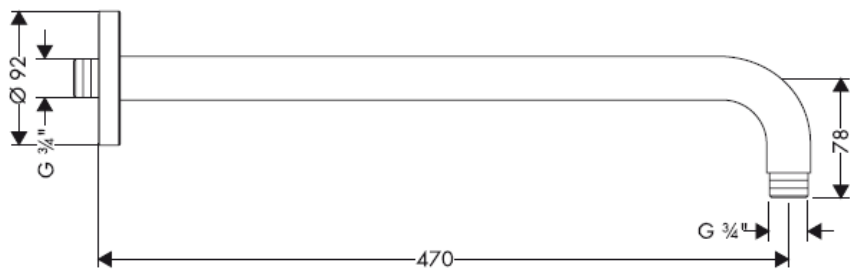


27417000

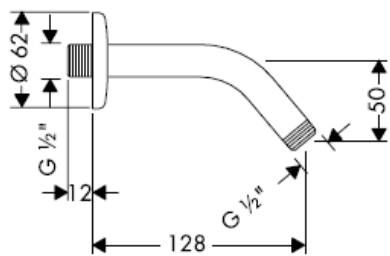




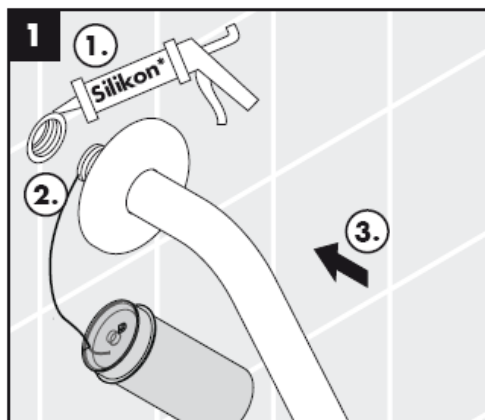
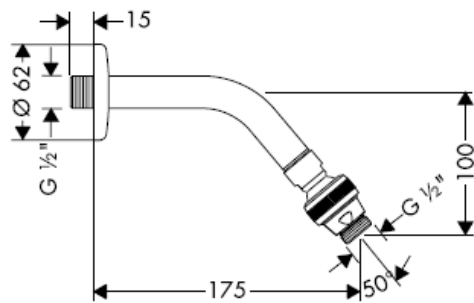
27410XXX



27411XXX

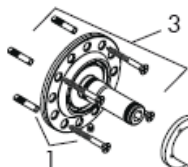


27415XXX

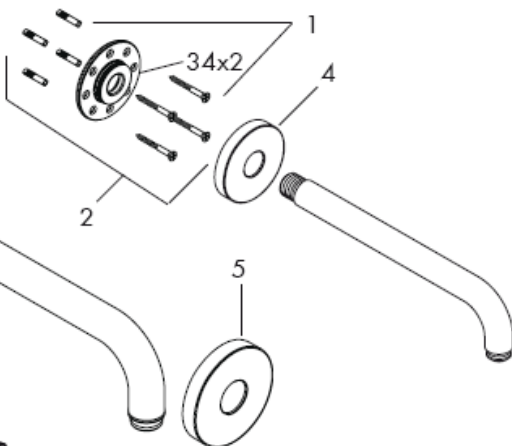


*Silicon (fără acid acetic!)

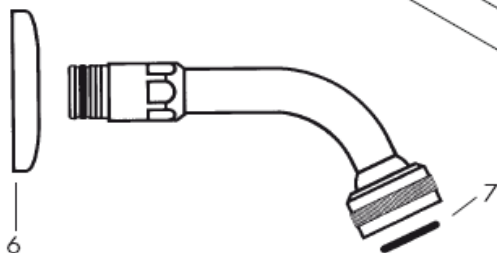
27410XXX



27409XXX / 27412XXX / 27413XXX / 27416000 /
27417000



27411XXX / 27415000



Piese de schimb

1	Piese pentru montare	40916000
2	Garnitură de fixare	95080000
3	Garnitură de fixare	98510000
4	Șild	98940XXX
5	Șild	98589XXX
6	Șild	28454XXX
7	Inel O 24 x 3,5	98084000

cod de culori

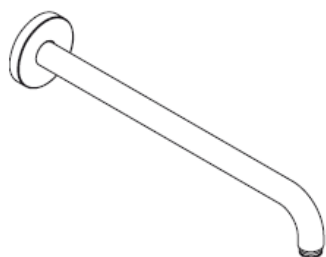
000 crom
800 oțel inox
820 nichel mat
830 nichel lucios

hansgrohe

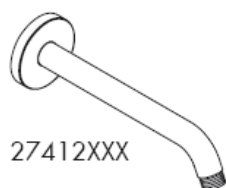
Hansgrohe · Postfach 1145 · D-77761 Schiltach · Telefon +49 (0) 78 36/51-1282 · Telefax +49 (0) 7836/511440
E-Mail: info@hansgrohe.com · Internet: www.hansgrohe.com

06/2008
9.09914.06
România

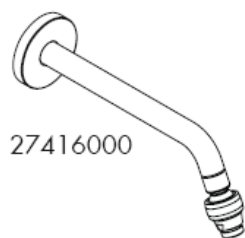
Οδηγία συναρμολόγησης



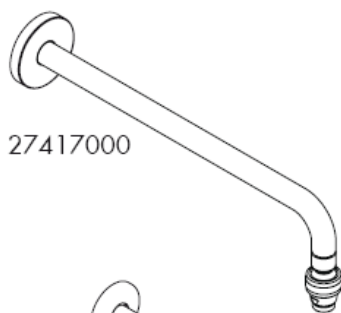
27409XXX/27410XXX/27413XXX



27412XXX



27416000



27417000



27411XXX



27415000

hansgrohe



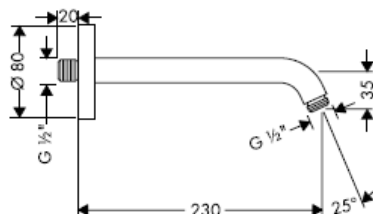
Κατά τη συναρμολόγηση του προϊόντος από καταρτισμένο και εξειδικευμένο προσωπικό θα πρέπει να δοθεί προσοχή, ώστε η επιφάνεια στερέωσης στη συνολική περιοχή στερέωσης να είναι επίπεδη (να μην υπάρχουν προεξέχοντες αρμοί ή λιθογόμωση πλακιδίων), ώστε η κατασκευή του τοίχου να είναι κατάλληλη για τη συναρμολόγηση του προϊόντος και ώστε η επιφάνεια να μην παρουσιάζει αδύναμα σημεία.

Οι συνημμένες βίδες και οι στυλίσκοι ενδείκνυνται μόνο για σκυρόδεμα. Σε άλλες επίτοιχες κατασκευές θα πρέπει να δοθεί προσοχή στα δεδομένα του Κατασκευαστή των στυλίσκων.

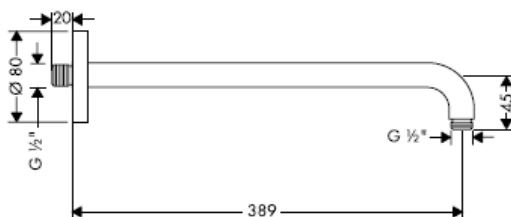
27409XXX



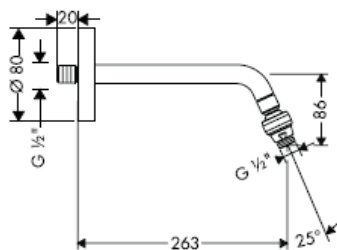
27412XXX



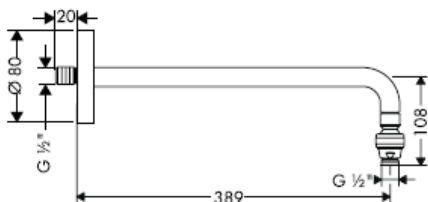
27413XXX

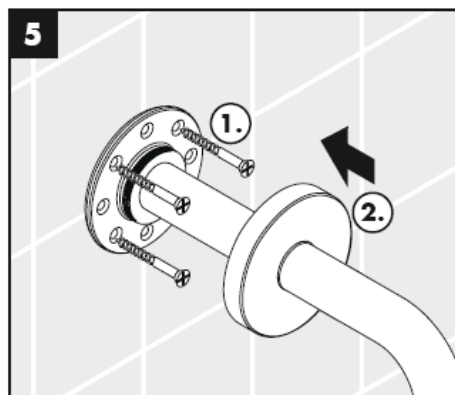
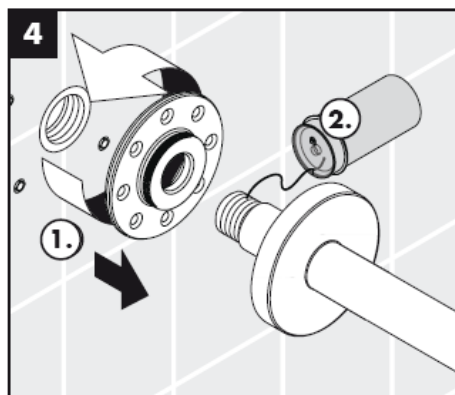

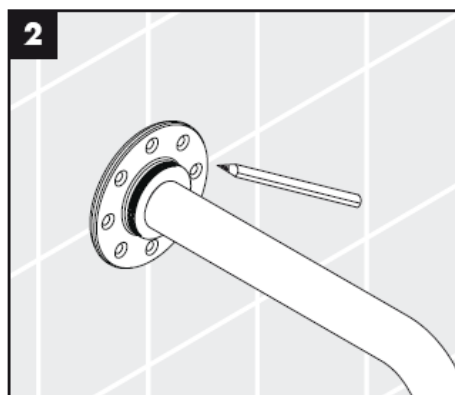
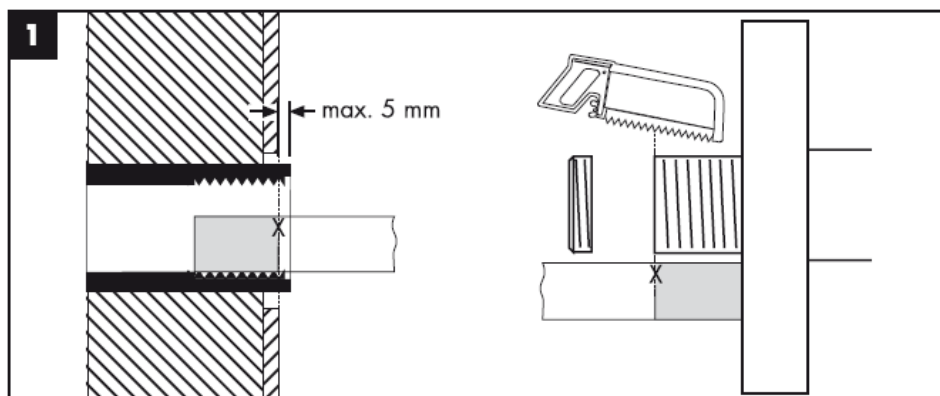


27416000

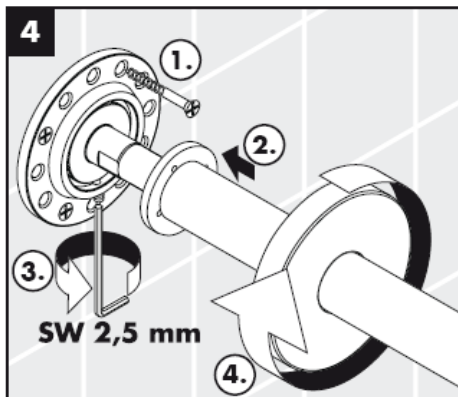
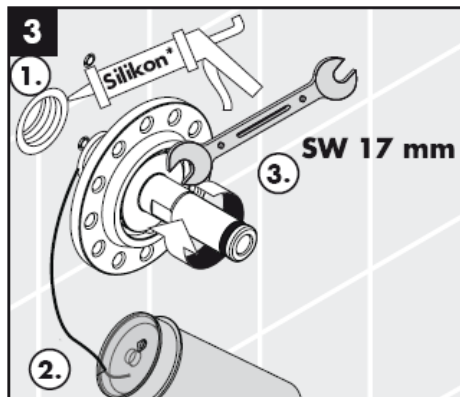

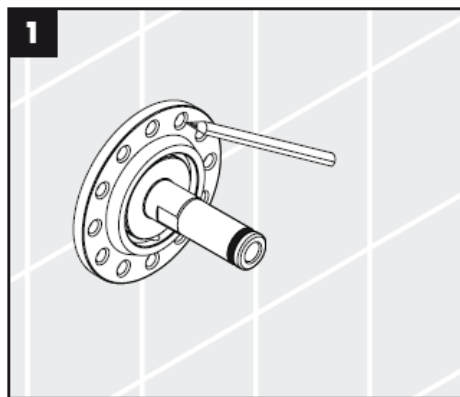
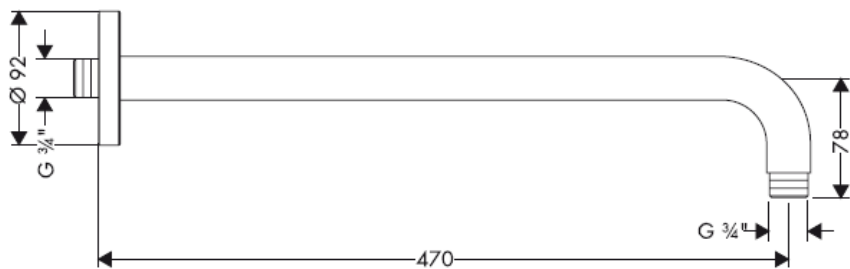


27417000

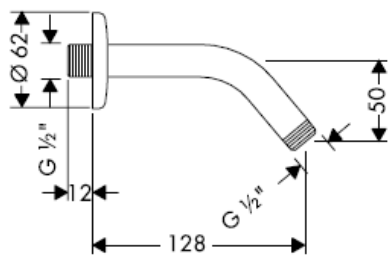




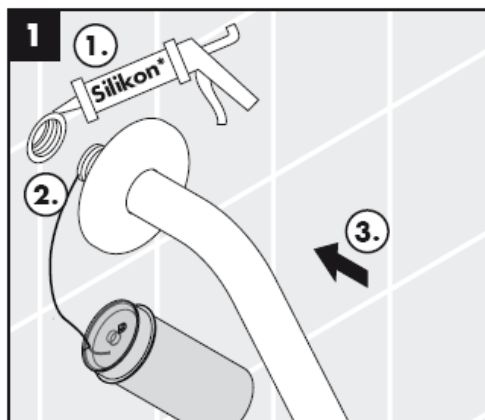
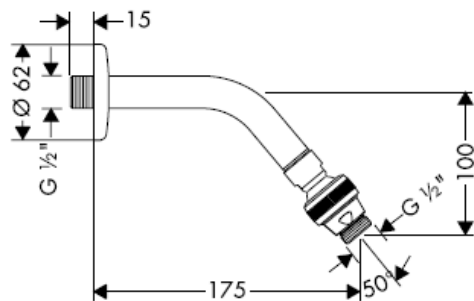
27410XXX



27411XXX

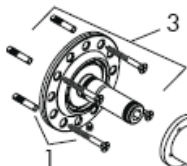


27415XXX

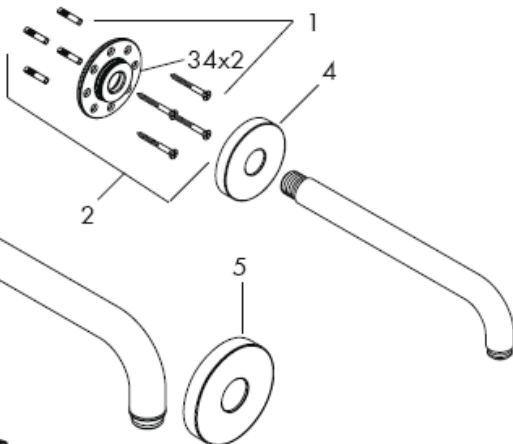


* Σιλικόνη (δίχως οξικό οξύ!)

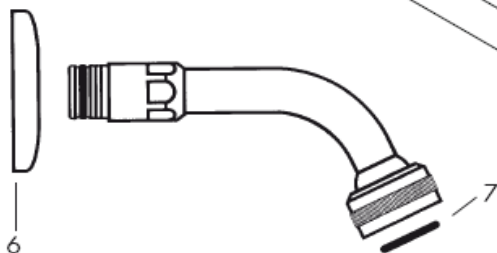
27410XXX



27409XXX / 27412XXX / 27413XXX / 27416000 /
27417000



27411XXX / 27415000



Ανταλλακτικά

1	εξαρτήματα στερέωσης	40916000
2	Ομάδα στηριγμάτων στερέωσης	95080000
3	Ομάδα στηριγμάτων στερέωσης	98510000
4	Ροζέττα	98940XXX
5	Ροζέττα	98589XXX
6	Ροζέττα	28454XXX
7	Στρογγυλός δακτύλιος 24 x 3,5	98084000

Χρώματα

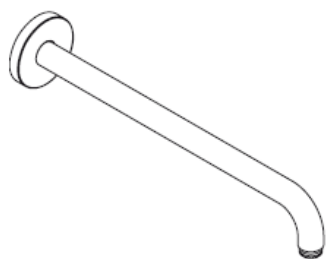
000	Επιχρωμιωμένο
800	οπτική ανοξείδωτου χάλυβα
820	νίκελ ματ
830	νίκελ γυαλιστερό

hansgrohe

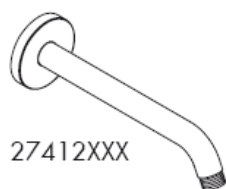
Hansgrohe · Postfach 1145 · D-77761 Schiltach · Telefon +49 (0) 78 36/51-1282 · Telefax +49 (0) 7836/511440
E-Mail: info@hansgrohe.com · Internet: www.hansgrohe.com

06/2008
9.09914.06
Ελληνικά

تعليمات التجميع



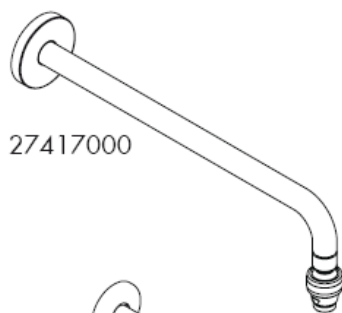
27409XXX/27410XXX/27413XXX



27412XXX



27416000



27417000



27411XXX



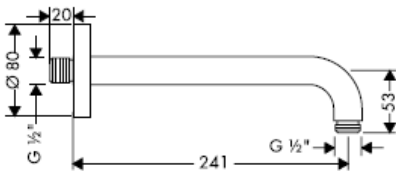
27415000

hansgrohe

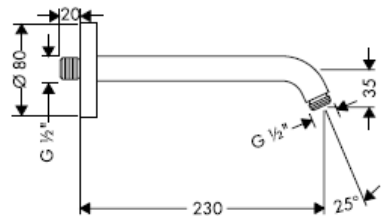


يجب الانتباه عند تركيب المنتج بواسطة فريق العمل المتخصص إلى أن جميع مواضع التثبيت جاهزة للتثبيت دون عوائق (خالية من المفصلات أو الملصقات)، وأن الحائط جاهز لتركيب المنتج مع عدم احتوائه على أية أماكن ضعيفة. مبيئات المسامير (الفيسر) والمسامير نفسها مناسبة للحوائط الخرسانية فقط، ويجب الالتزام بتعليمات الجهة المصنعة لمبيئات المسامير عند التثبيت في أنواع أخرى من الحوائط.

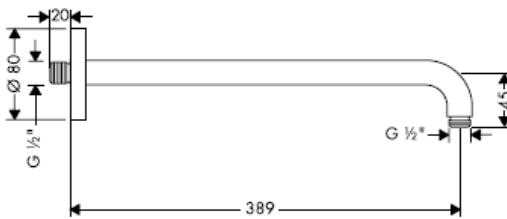
27409XXX



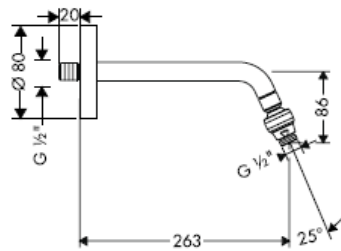
27412XXX




27413XXX

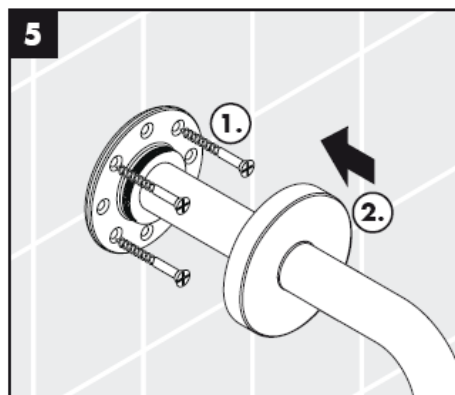
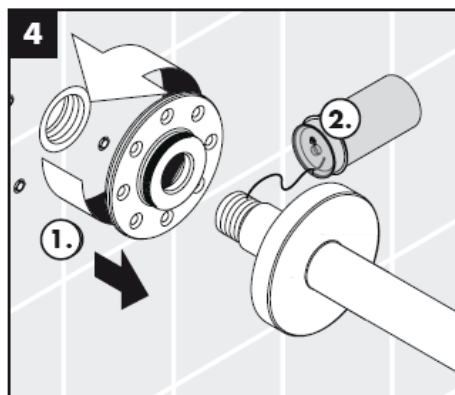

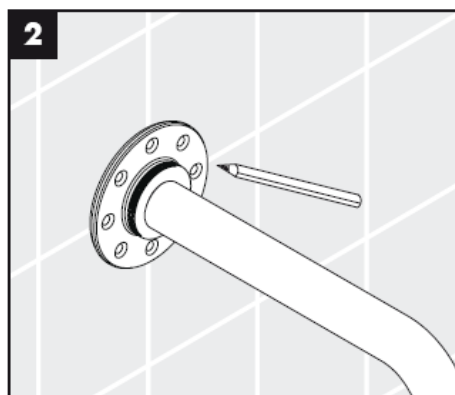
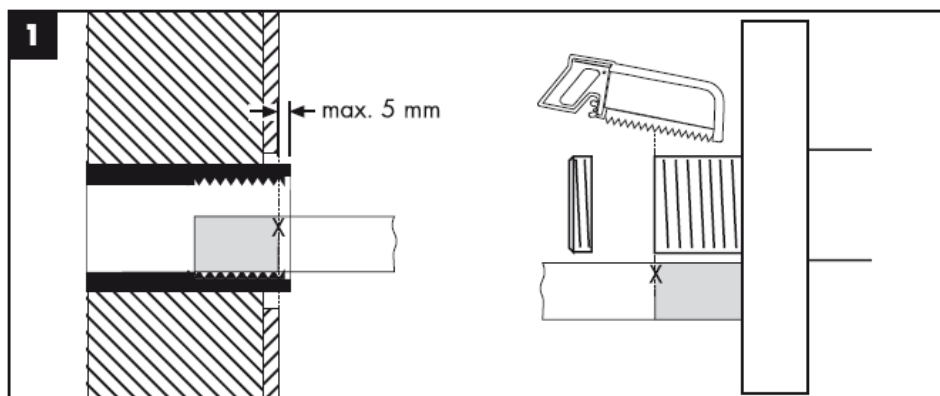


27416000

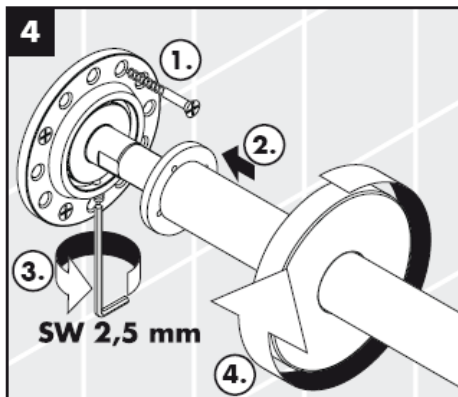
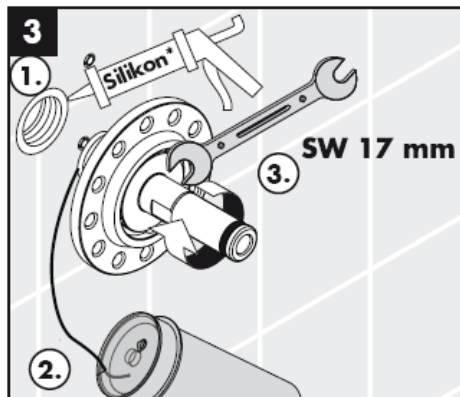

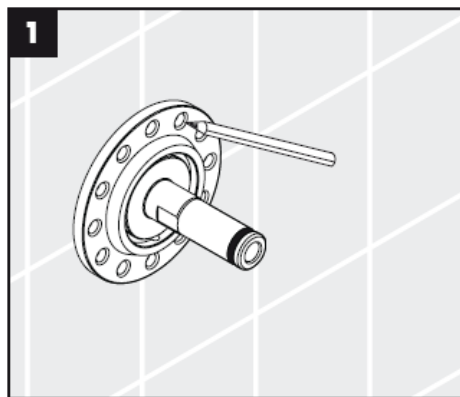
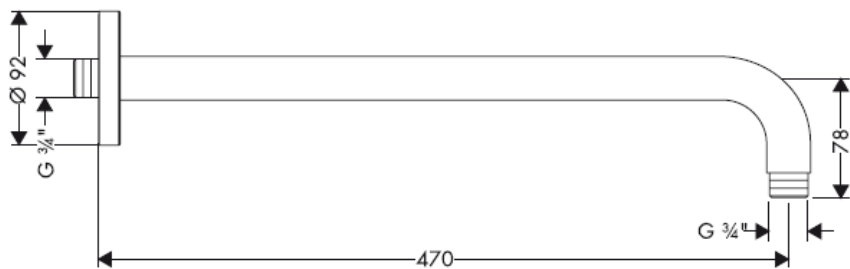


27417000

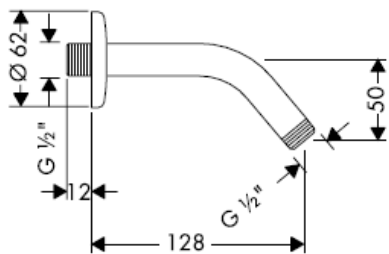




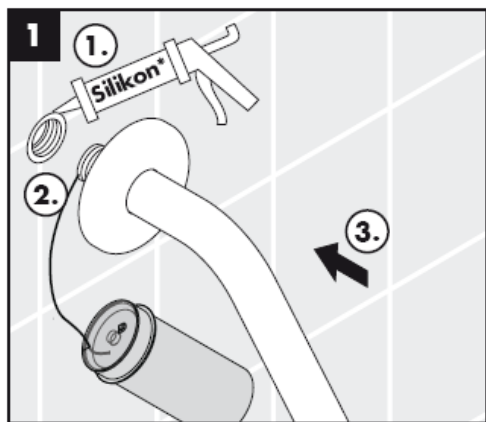
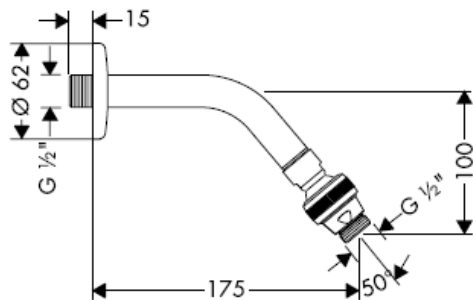
27410XXX



27411XXX

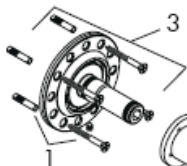


27415XXX

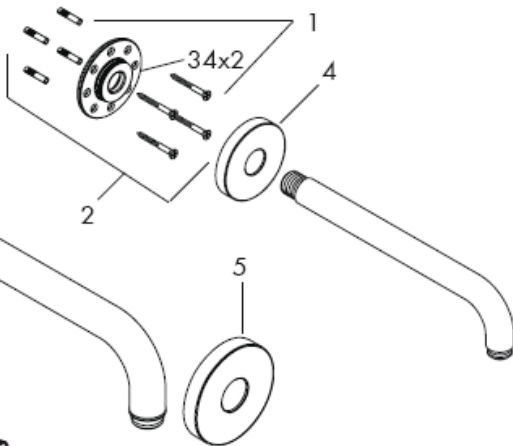


* سيليكون (خالي من حمض الخليك!)

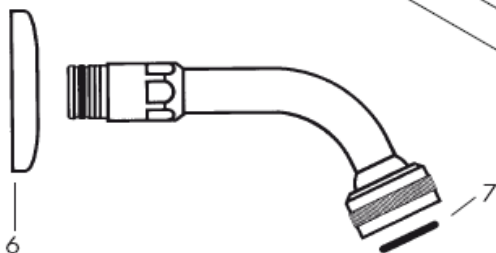
27410XXX



27409XXX / 27412XXX / 27413XXX / 27416000 /
27417000



27411XXX / 27415000



قطع الغيار

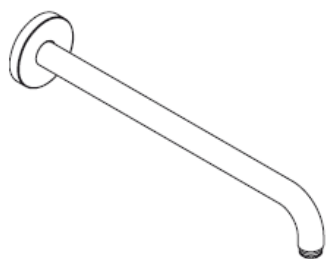
40916000	1	طقم التركيب
95080000	2	مجموعة التثبيت
98510000	3	مجموعة التثبيت
98940XXX	4	طرف
98589XXX	5	طرف
28454XXX	6	طرف
98084000	7	حلقة دائرية 24 x 3,5

الالوان

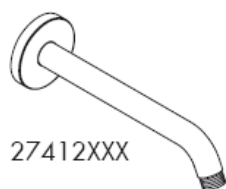
000	كروم
800	مظهر الإستيليس ستيل
820	نيكل مُفَرَش
830	نيكل مصقول

hansgrohe

Navodila za montažo



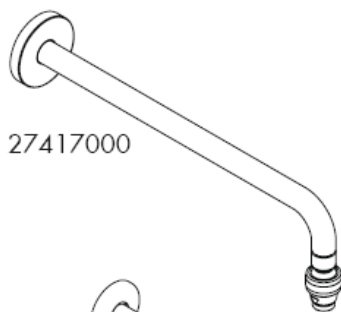
27409XXX/27410XXX/27413XXX



27412XXX



27416000



27417000



27411XXX



27415000

hansgrohe



Kamorkoli bo pogodbenik namestil izdelek, mora poskrbeti, da je celotno območje stene na katero bo plošča nameščena ravno (brez štrlečih fug ali robov ploščic), ter da je struktura stene primerna za namestitev in je brez šibkih točk.

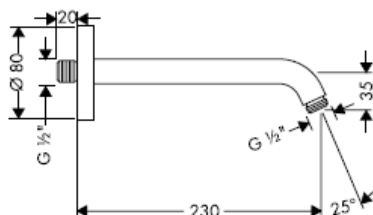
Priloženi vijaki in ležaji so primerni le za beton.

Za ostale zidne konstrukcije je potrebno upoštevati proizvajalčeva navodila.

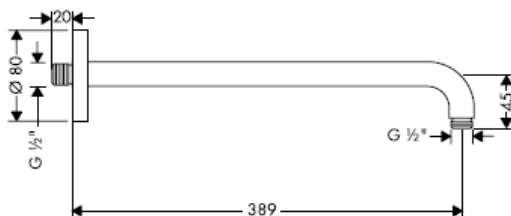
27409XXX



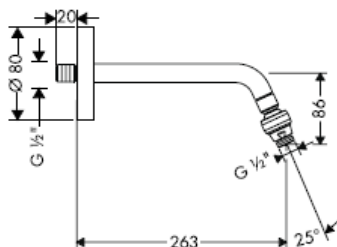
27412XXX



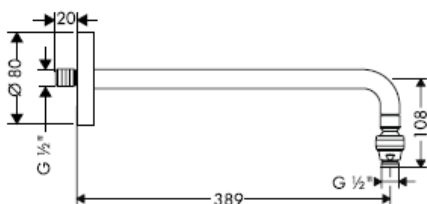
27413XXX

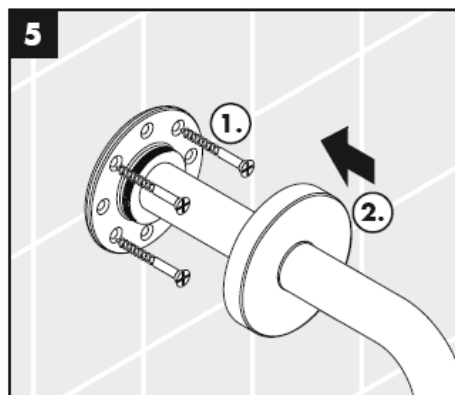
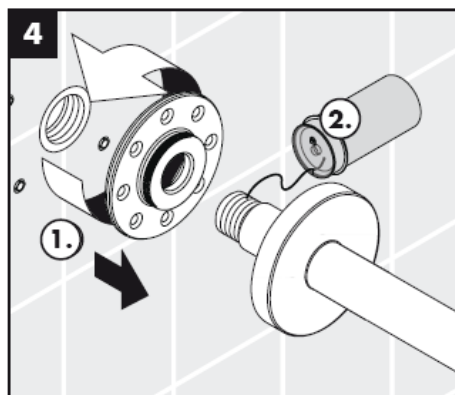

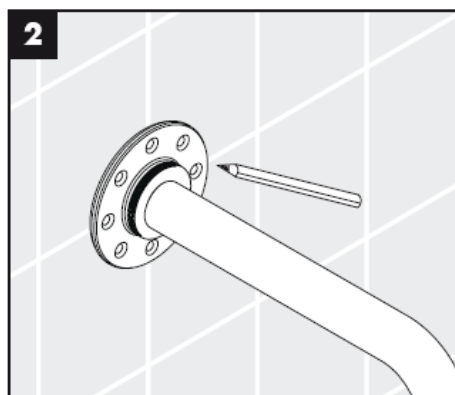
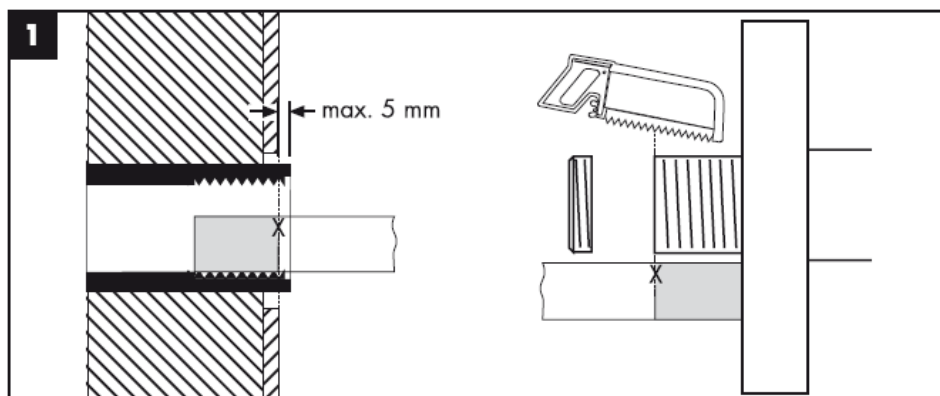


27416000

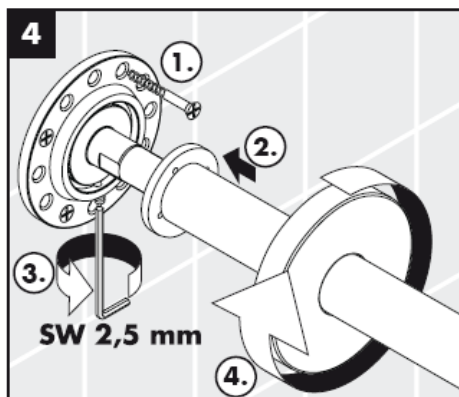
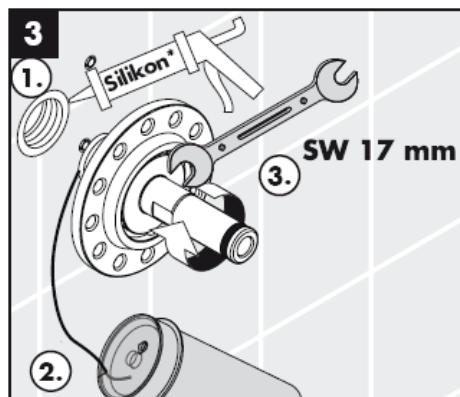
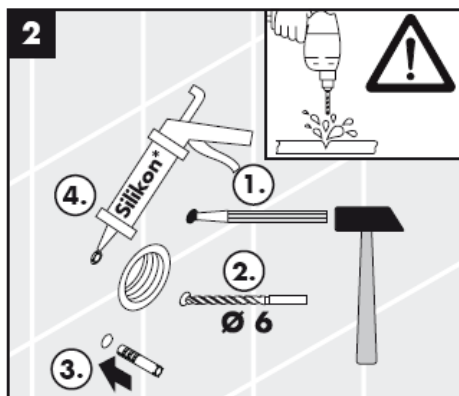
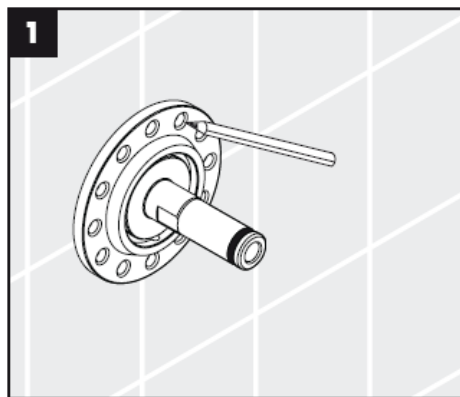
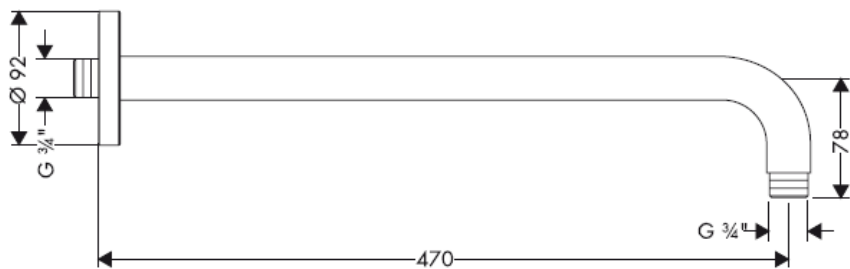


27417000

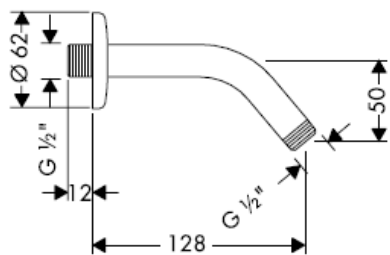




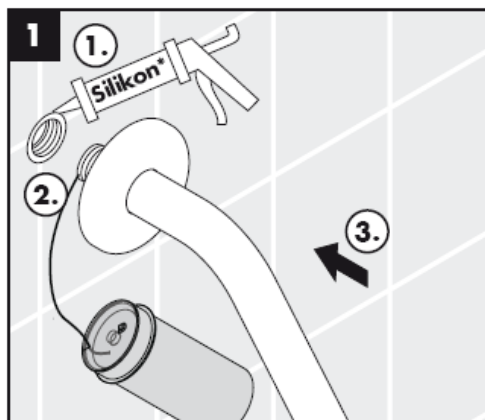
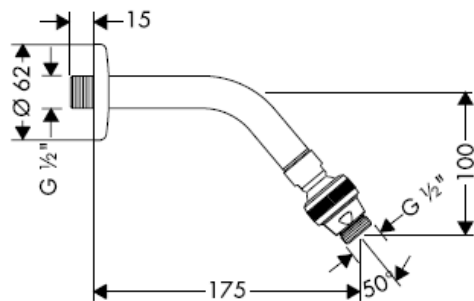
27410XXX



27411XXX

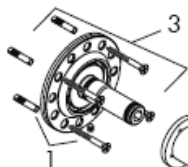


27415XXX

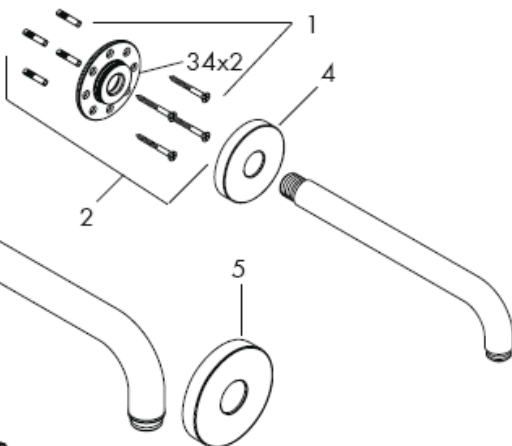


*Silikon (brez ocetne kisline)

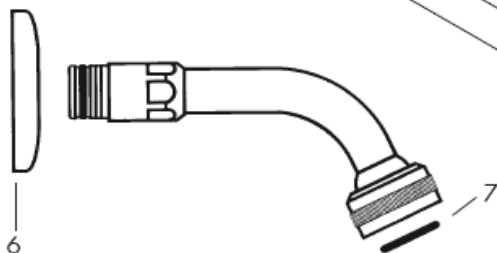
27410XXX



27409XXX / 27412XXX / 27413XXX / 27416000 /
27417000



27411XXX / 27415000



Rezervni deli

1	Pritrdilni deli	40916000
2	Pritrditveni komplet	95080000
3	Pritrditveni komplet	98510000
4	Rozeta	98940XXX
5	Rozeta	98589XXX
6	Rozeta	28454XXX
7	Obročno tesnilo 24 x 3,5	98084000

Barve

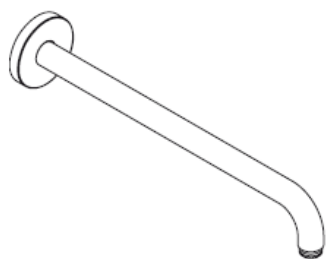
000 krom
800 videz legiranega jekla
820 brushed nickel
830 polished nickel

hansgrohe

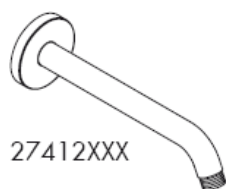
Hansgrohe · Postfach 1145 · D-77761 Schiltach · Telefon +49 (0) 78 36/51-1282 · Telefax +49 (0) 7836/511440
E-Mail: info@hansgrohe.com · Internet: www.hansgrohe.com

06/2008
9 09914 06
Slovenski

Paigaldusjuhend



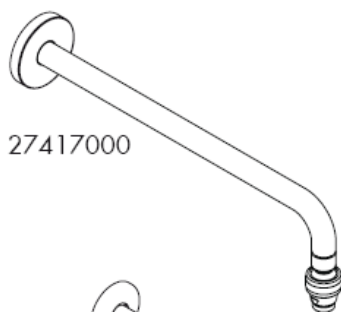
27409XXX/27410XXX/27413XXX



27412XXX



27416000



27417000



27411XXX



27415000

hangrohe



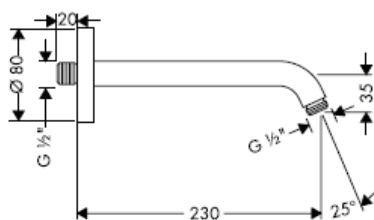
Toote paigaldamisel peab töövõtja tagama, et kogu seinapind, kuhu paigaldusplaat kinnitatakse, on lame (ükski vuuk ega keraamiline plaat ei ulatu esile), ning et seina konstruktsioon on toote paigaldamiseks sobiv ja sellel puuduvad nõrgad kohad.

Kaasasolevad kruvid ja tüüblid sobivad üksnes betoonile. Muude seinakonstruktsioonide puhul tuleb arvesse võtta tüüblitootja esitatud tooteandmeid.

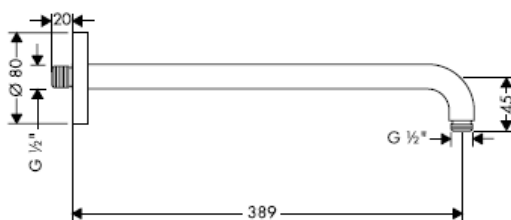
27409XXX



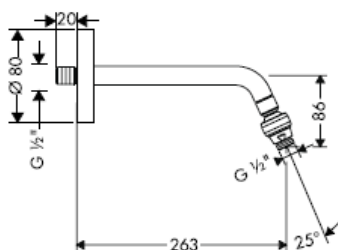
27412XXX



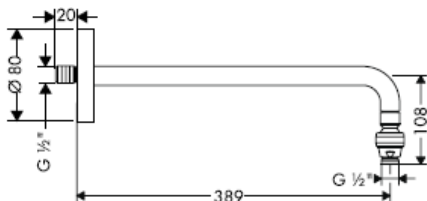
27413XXX

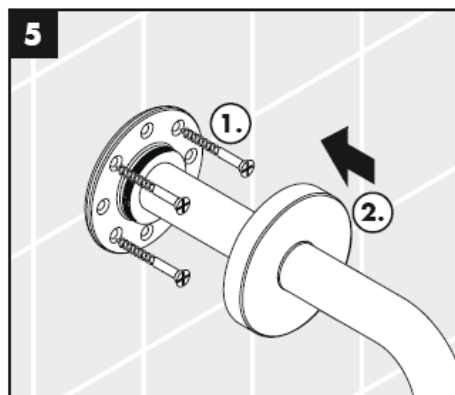
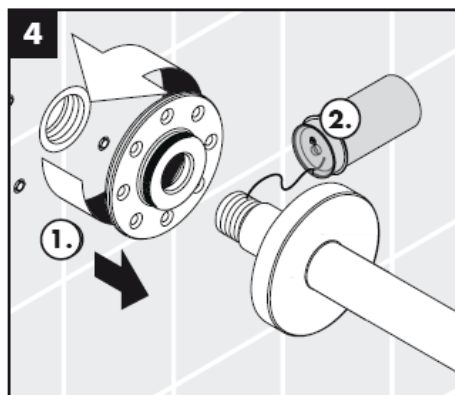

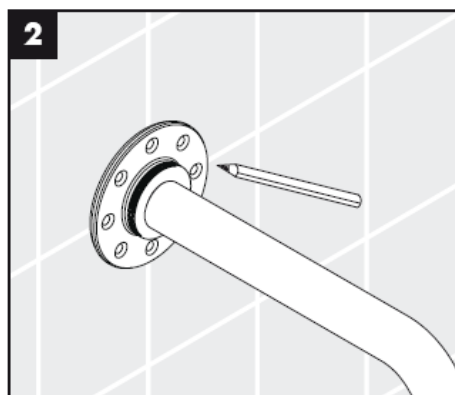
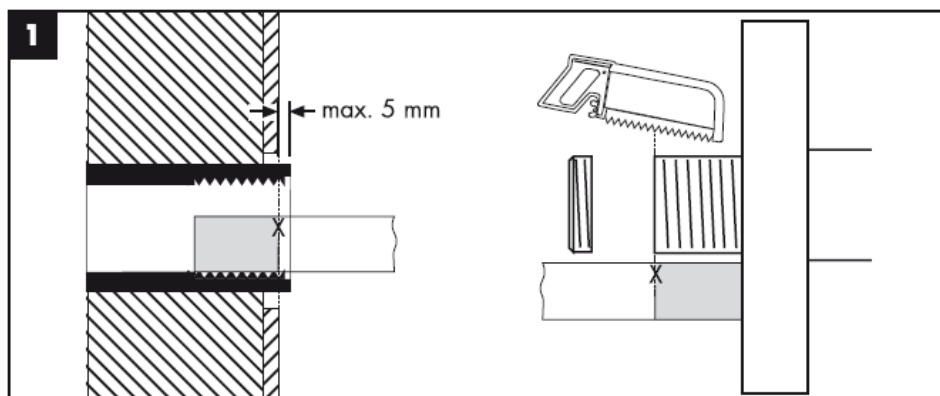


27416000

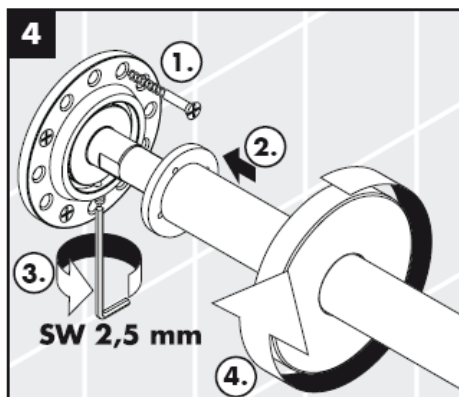
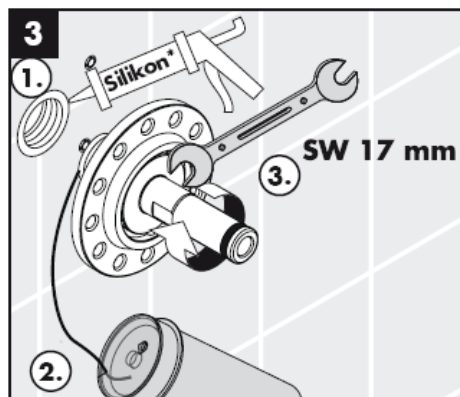
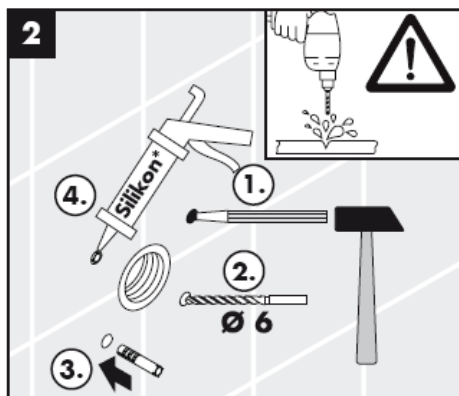
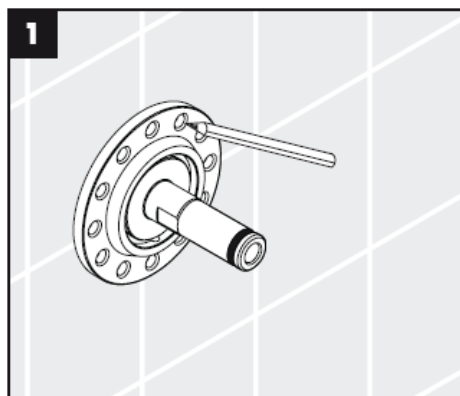
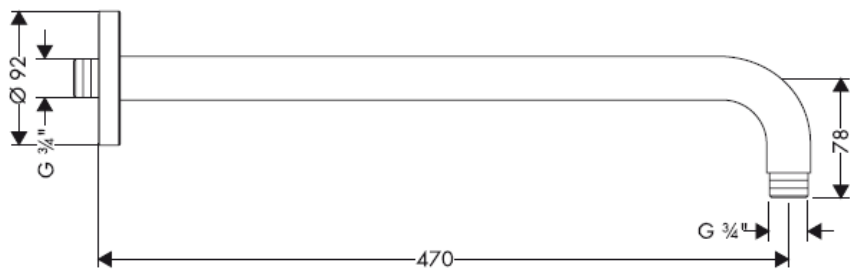


27417000

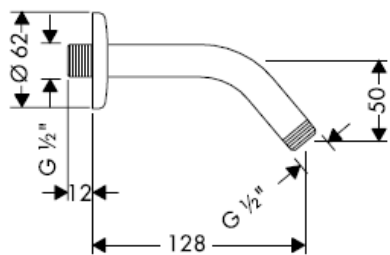




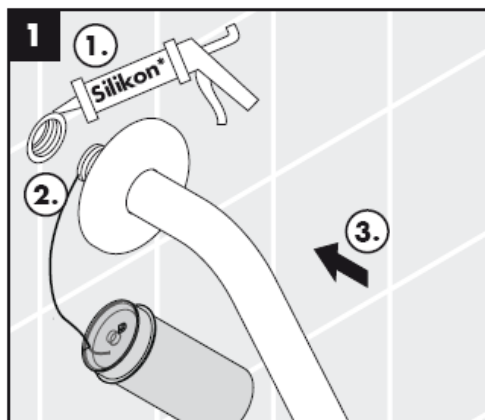
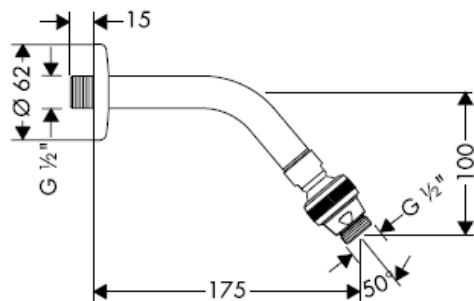
27410XXX



27411XXX

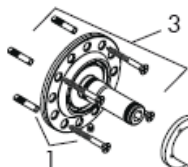


27415XXX

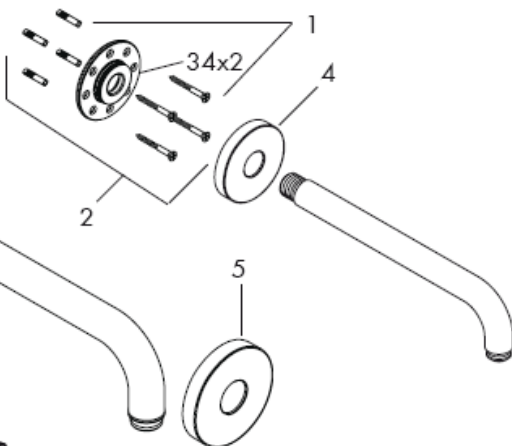


* Silikoon (äädikhappeta!)

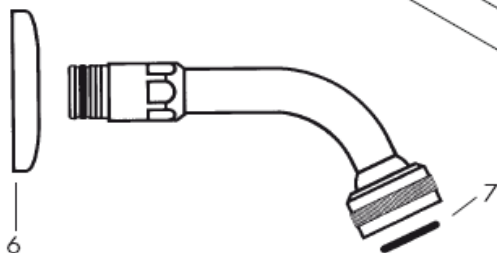
27410XXX



27409XXX / 27412XXX / 27413XXX / 27416000 /
27417000



27411XXX / 27415000



Varuosad

1	Kinnitusdetailid	40916000
2	paigaldus komplekt	95080000
3	paigaldus komplekt	98510000
4	äär	98940XXX
5	äär	98589XXX
6	äär	28454XXX
7	O-tihend 24 x 3,5	98084000

Värvikood

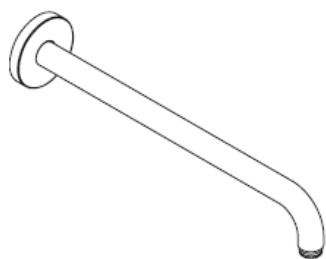
000 kroom
800 roostevaba optik
820 brushed nickel
830 polished nickel

hansgrohe

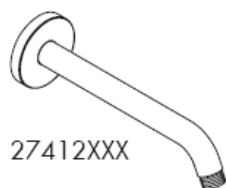
Hansgrohe · Postfach 1145 · D-77761 Schiltach · Telefon +49 (0) 78 36/51-1282 · Telefax +49 (0) 7836/511440
E-Mail: info@hansgrohe.com · Internet: www.hansgrohe.com

06/2008
9.09914.06
Estonia

Montāžas instrukcija



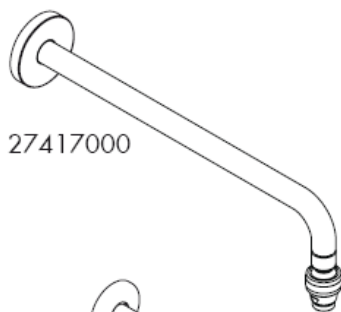
27409XXX/27410XXX/27413XXX



27412XXX



27416000



27417000



27411XXX



27415000

hansgrohe

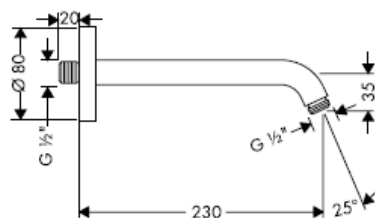


Ja izstrādājuma montāžu veic kvalificēti speciālisti, jāseko, lai nostiprināšanas virsma visā nostiprināšanas zonā būtu gluda (šuves un flīzes nav izvirzītas uz āru), lai sienas konstrukcija būtu piemērota izstrādājuma montāžai un būtu pietiekami izturīga. Komplektā esošās skrūves un dībeļi ir paredzēti tikai šī izstrādājuma nostiprināšanai. Ja sienas konstrukcija ir citāda, jāievēro dībeļu ražotāja norādījumi.

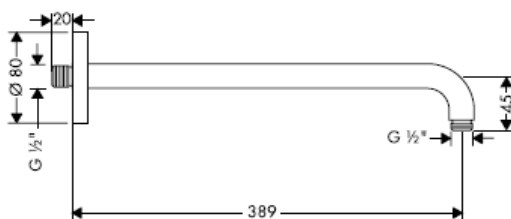
27409XXX



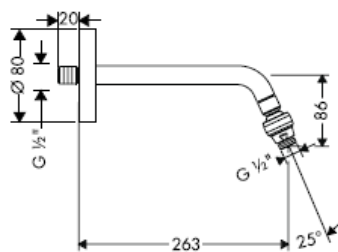
27412XXX




27413XXX

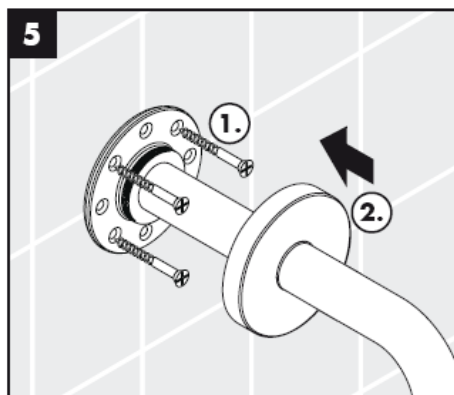
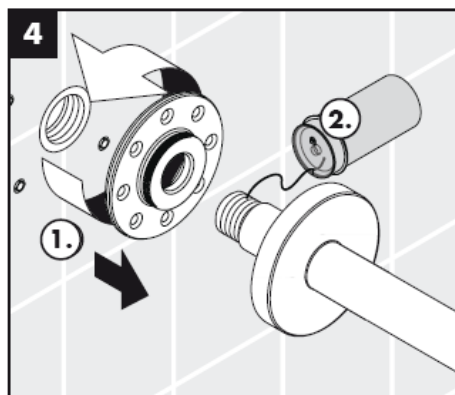
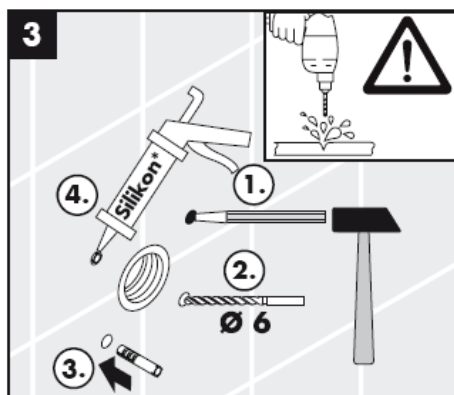
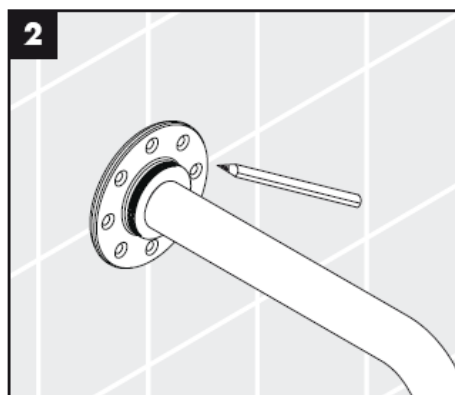
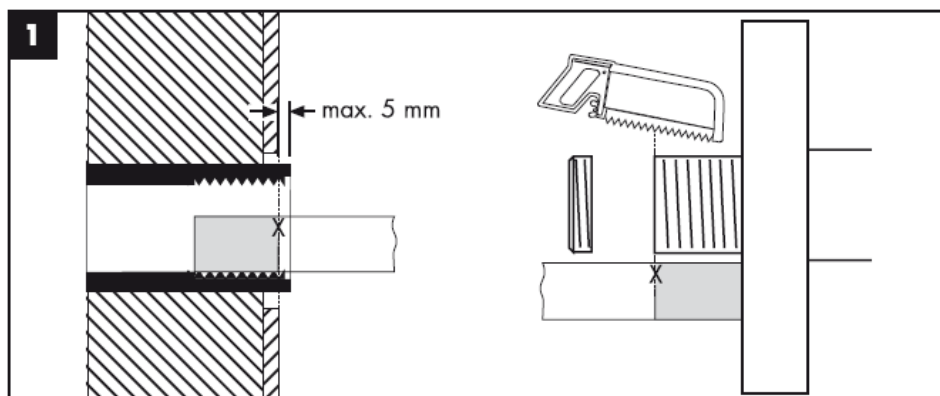


27416000

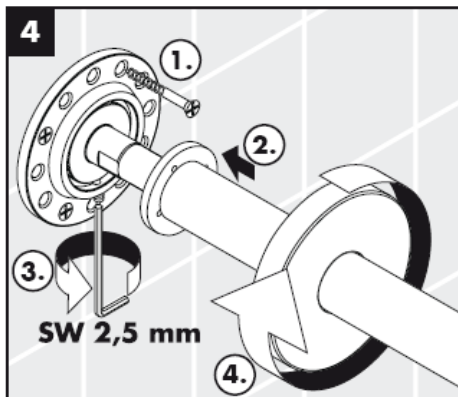
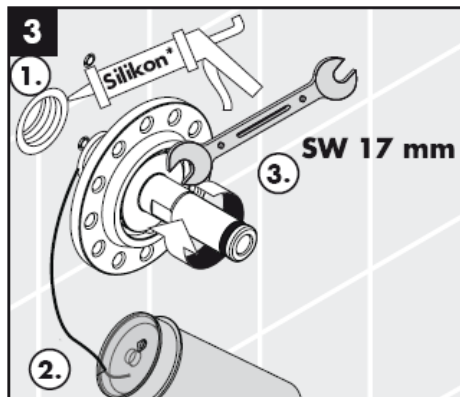

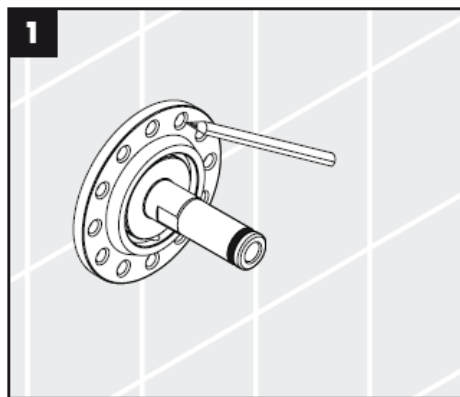
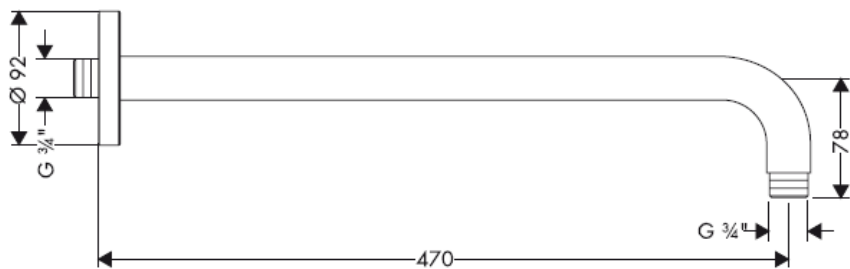


27417000

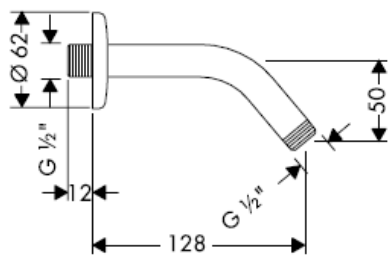




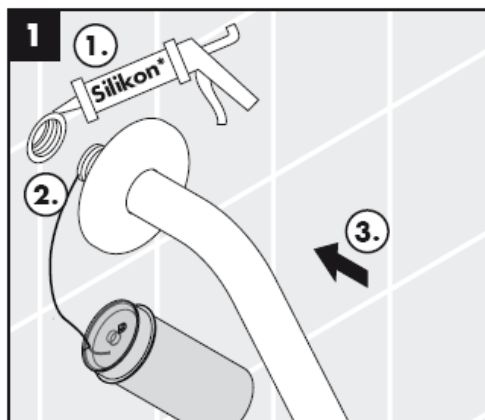
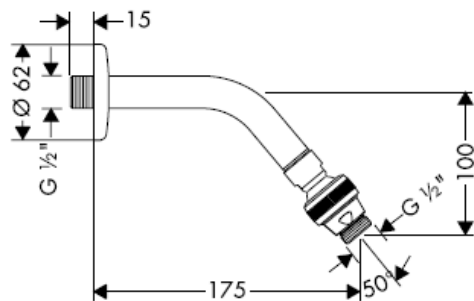
27410XXX



27411XXX

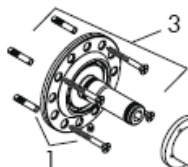


27415XXX

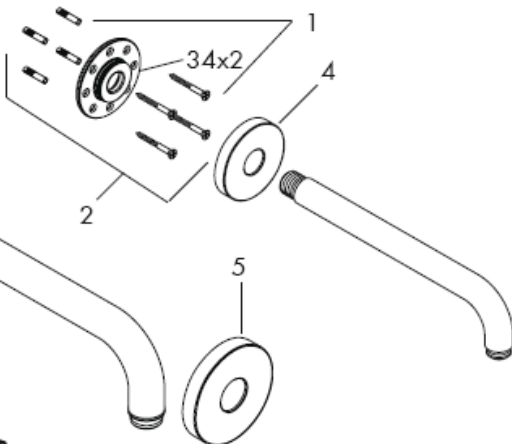


*Silikons (etiķskābi nesaturošs!)

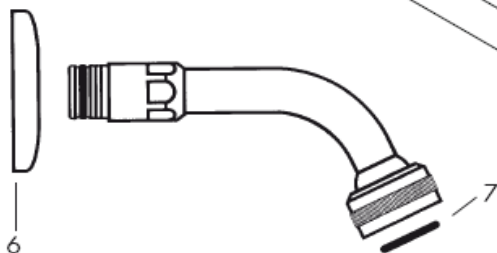
27410XXX



27409XXX / 27412XXX / 27413XXX / 27416000 /
27417000



27411XXX / 27415000



Rezerves daļas

1	Stiprinājuma daļas	40916000
2	Stiprinājuma komplekts	95080000
3	Stiprinājuma komplekts	98510000
4	Rozete	98940XXX
5	Rozete	98589XXX
6	Rozete	28454XXX
7	O-gredzens 24 x 3,5	98084000

Krāsas

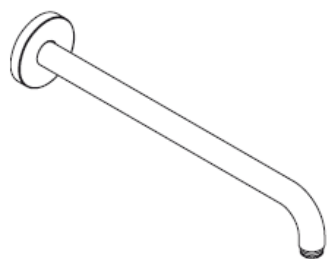
000 hroma
800 tērauda
820 brushed nickel
830 polished nickel

hansgrohe

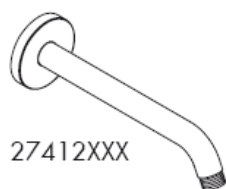
Hansgrohe · Postfach 1145 · D-77761 Schiltach · Telefon +49 (0) 78 36/51-1282 · Telefax +49 (0) 7836/511440
E-Mail: info@hansgrohe.com · Internet: www.hansgrohe.com

06/2008
9.09914.06
Latviski

Uputstvo za montažu



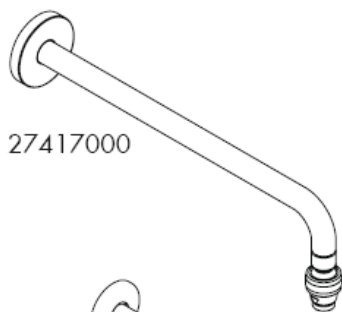
27409XXX/27410XXX/27413XXX



27412XXX



27416000



27417000



27411XXX



27415000

hansgrohe



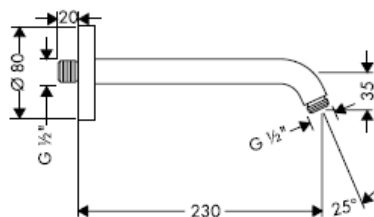
Kada proizvod montira kvalifikovano stručno osoblje treba paziti da čitava površina na koju se učvršćuje bude ravna (bez istaknutih fuga ili krivljenja pločica), da je zidna konstrukcija primerena montaži proizvoda, i posebno da nema slabih mesta.

Priloženi zavrtnji i tiplovi prikladni su samo za beton. Kod drugih zidnih nadgradnji treba obratiti pažnju na navode proizvođača tiplova.

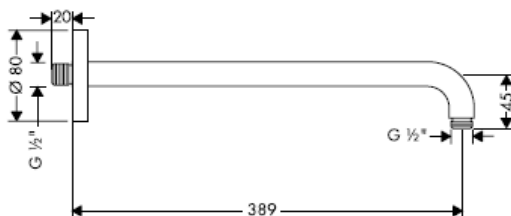
27409XXX



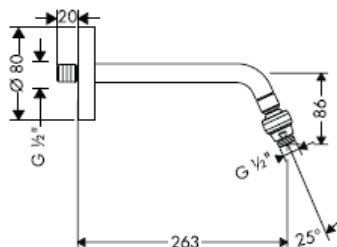
27412XXX



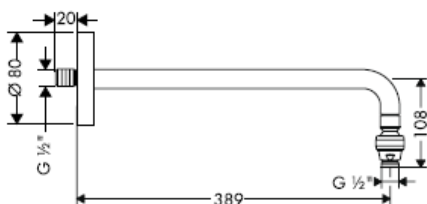
27413XXX

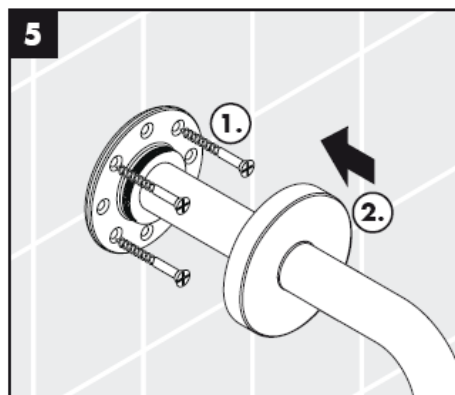
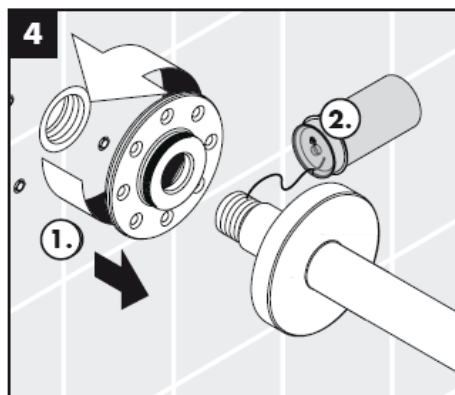

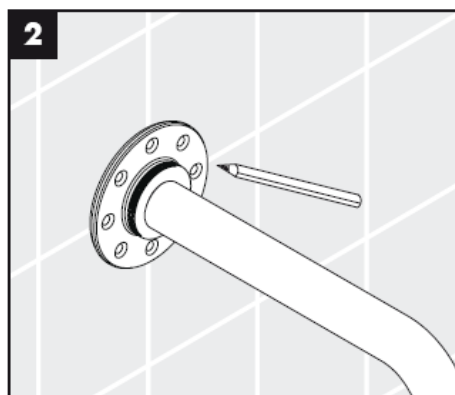
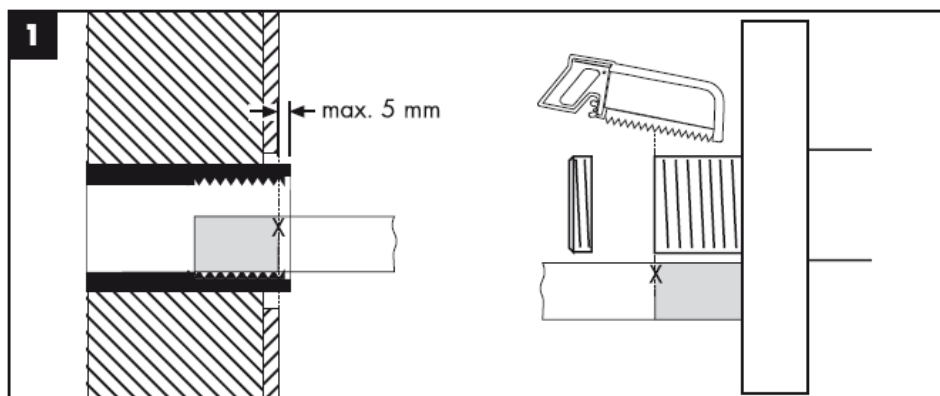


27416000

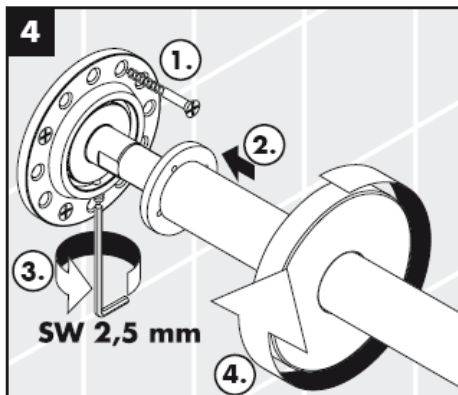
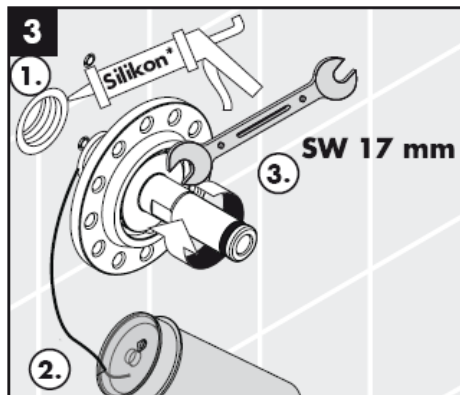

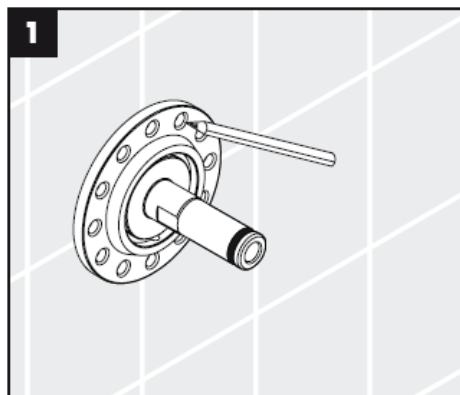
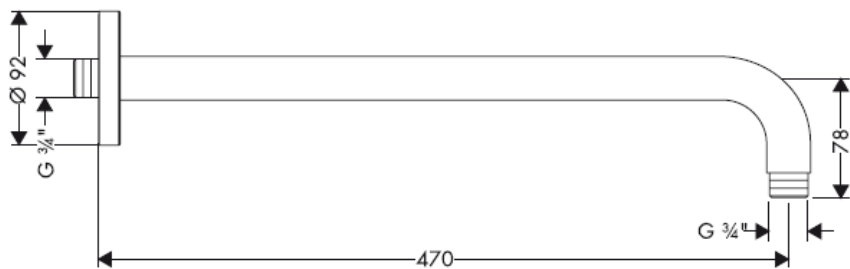


27417000

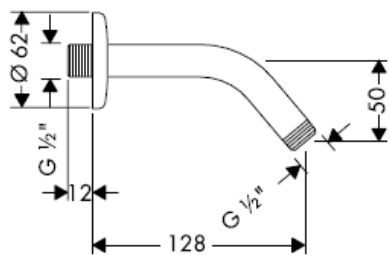




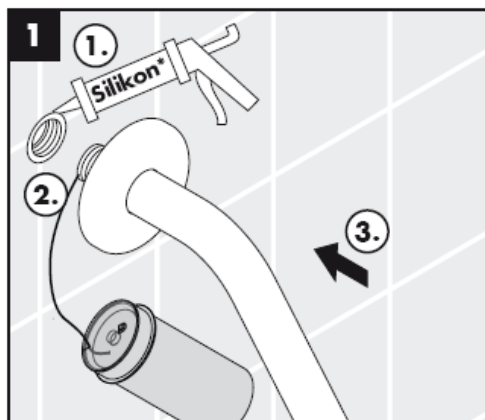
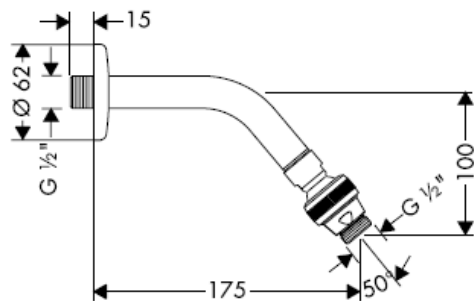
27410XXX



27411XXX

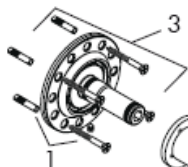


27415XXX

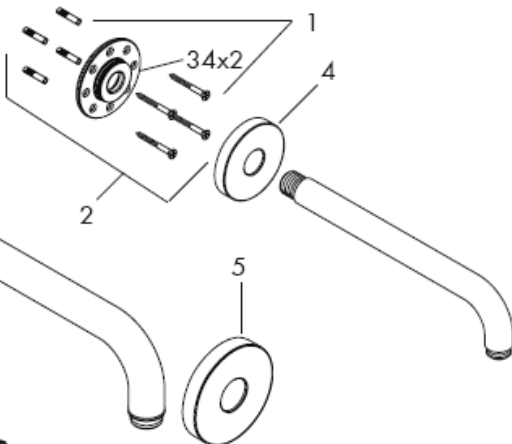


*Silikon (ne sadrži sirčetnu kiselinu!)

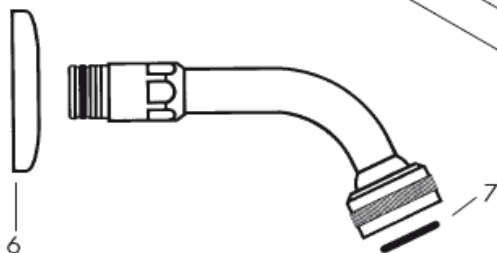
27410XXX



27409XXX / 27412XXX / 27413XXX / 27416000 /
27417000



27411XXX / 27415000



Rezervni delovi

1	Delovi za pričvršćivanje	40916000
2	garnitura za pričvršćivanje	95080000
3	garnitura za pričvršćivanje	98510000
4	Rozeta	98940XXX
5	Rozeta	98589XXX
6	Rozeta	28454XXX
7	O prsten 24 x 3,5	98084000

Oznake boja

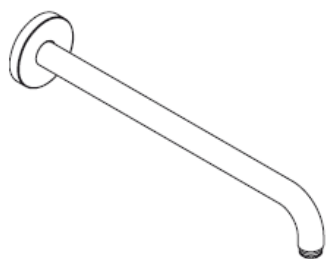
000 hrom
800 dezen plemeniti čelik
820 brushed nickel
830 polished nickel

hansgrohe

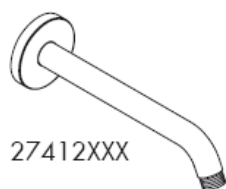
Hansgrohe · Postfach 1145 · D-77761 Schiltach · Telefon +49 (0) 78 36/51-1282 · Telefax +49 (0) 7836/511440
E-Mail: info@hansgrohe.com · Internet: www.hansgrohe.com

06/2008
9 09914 06
Srpski

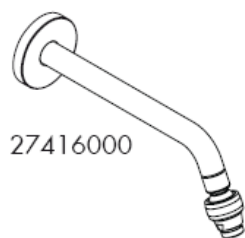
Montasjeveiledning



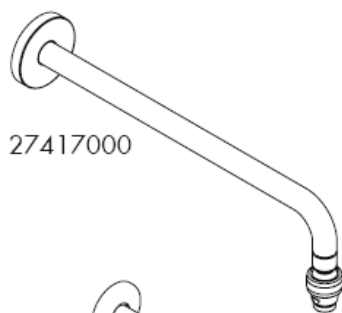
27409XXX/27410XXX/27413XXX



27412XXX



27416000



27417000



27411XXX



27415000

hansgrohe

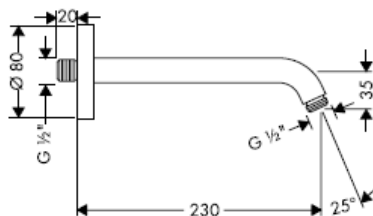


Når kvalifisert fagfolk monterer produktet, skal man påse at hele området der produktet monteres er plant (ingen fremstående fuger eller flisekanter), at oppbygging av veggen er egnet for montasje av produktet og at veggen ikke viser noen svakheter. Medleverte skruer og plugg er egner seg kun for betong. Ved en annen veggoppbygging skal man ta hensyn til pluggproduktens henvisninger.

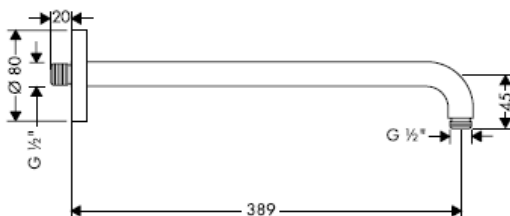
27409XXX



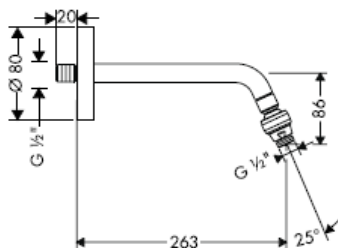
27412XXX



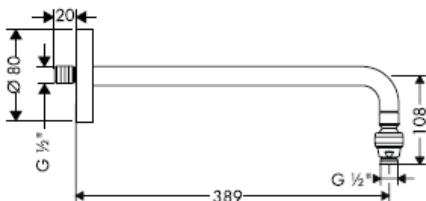
27413XXX

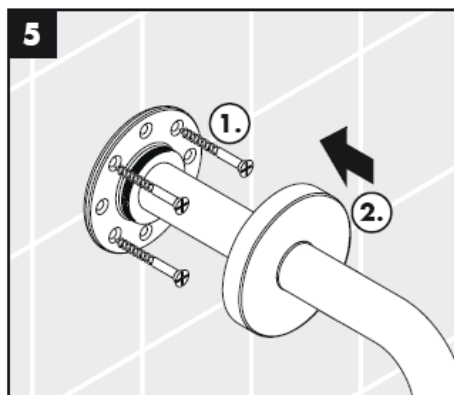
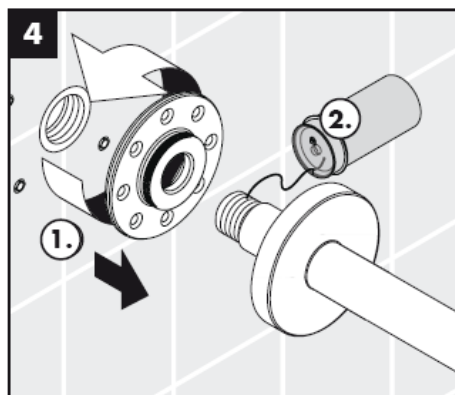
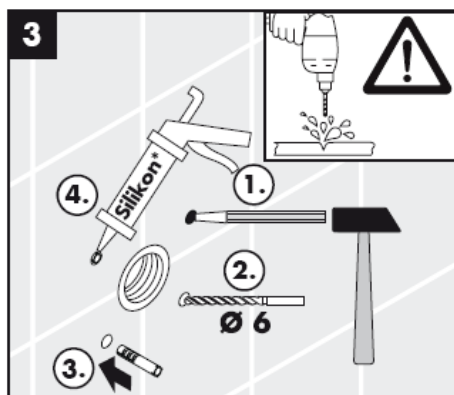
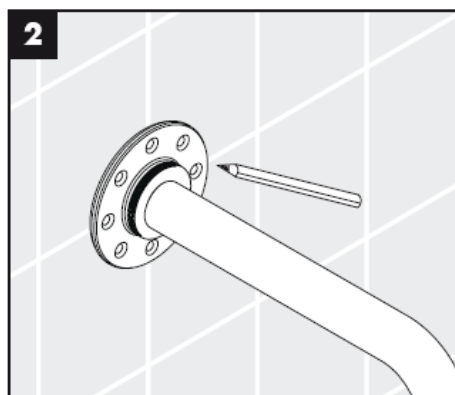
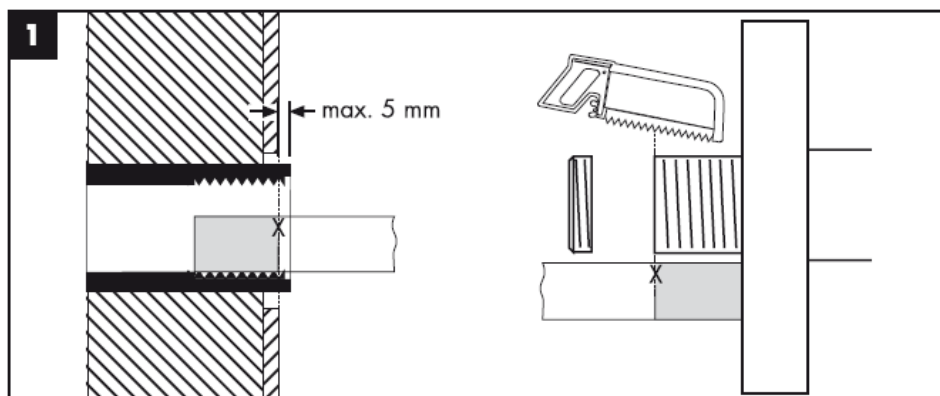


27416000

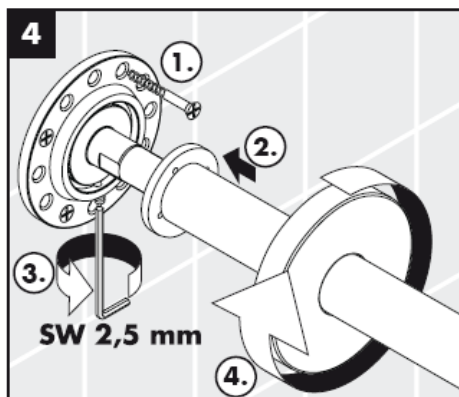
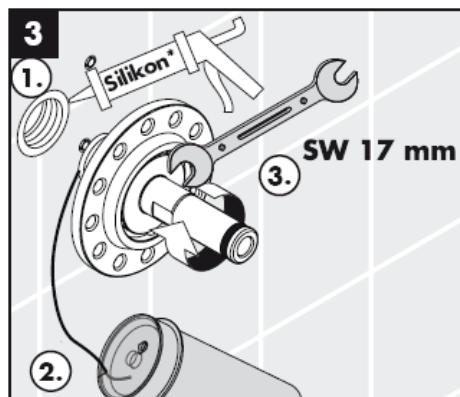
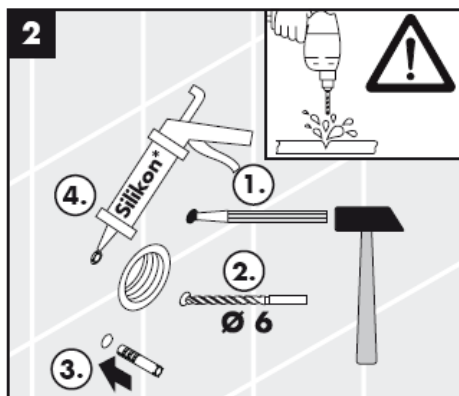
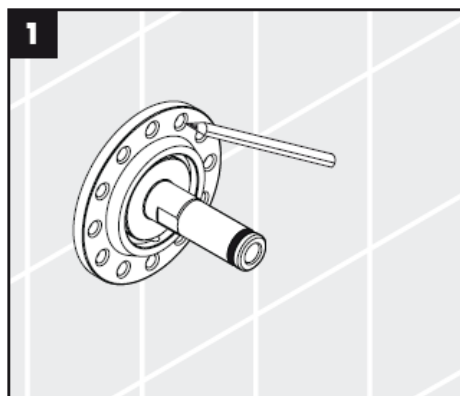
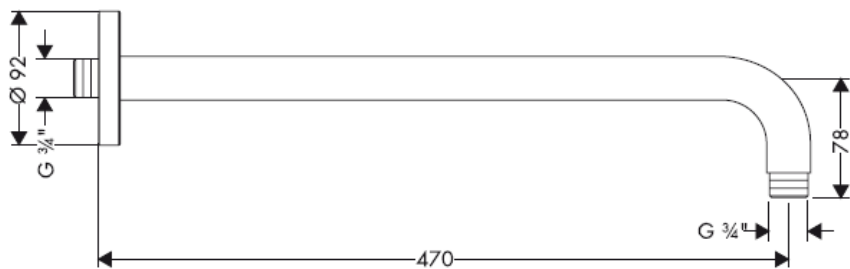


27417000

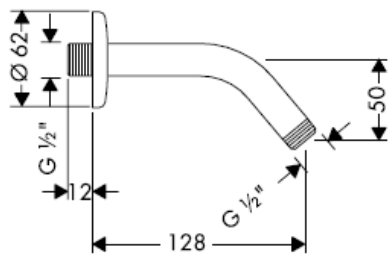




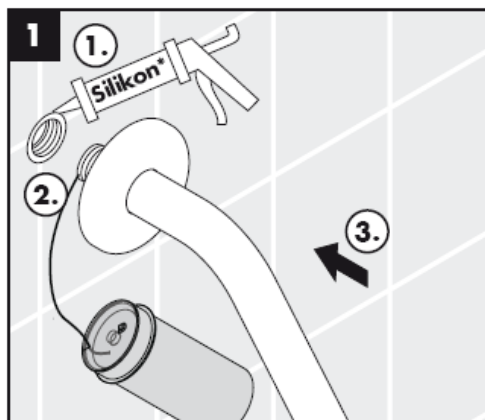
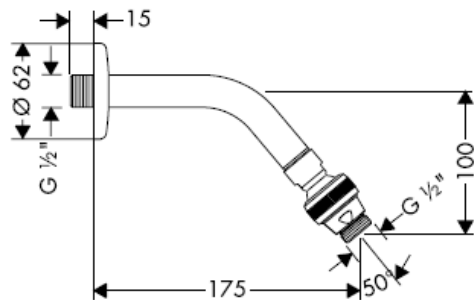
27410XXX



27411XXX

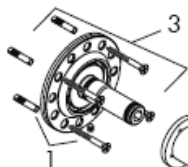


27415XXX

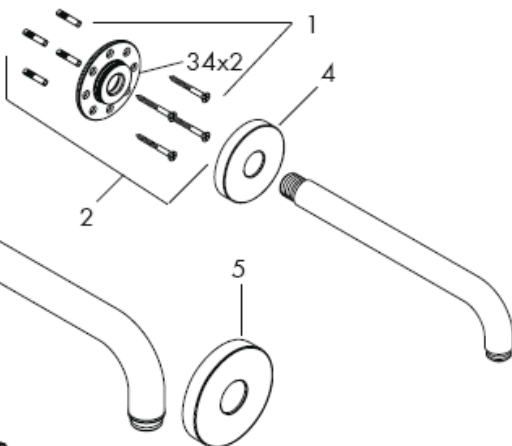


*Silikon (uten eddiksyre)

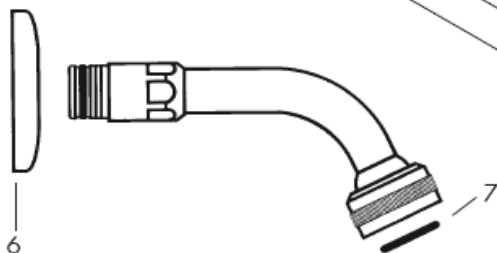
27410XXX



27409XXX / 27412XXX / 27413XXX / 27416000 /
27417000



27411XXX / 27415000



Serviceedeler

1	Festedeler	40916000
2	Festesett	95080000
3	Festesett	98510000
4	Rosett	98940XXX
5	Rosett	98589XXX
6	Rosett	28454XXX
7	O-ring 24 x 3,5	98084000

Oznake boja

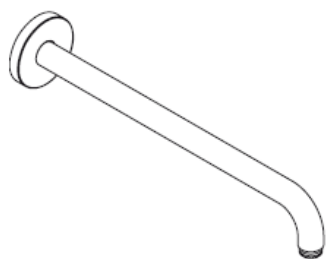
000 hrom
800 dezen plemeniti čelik
820 brushed nickel
830 polished nickel

hansgrohe

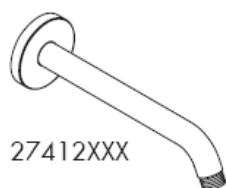
Hansgrohe · Postfach 1145 · D-77761 Schiltach · Telefon +49 (0) 78 36/51-1282 · Telefax +49 (0) 7836/511440
E-Mail: info@hansgrohe.com · Internet: www.hansgrohe.com

06/2008
9.09914.06
Norsk

РЪКОВОДСТВО ЗА МОНТАЖ



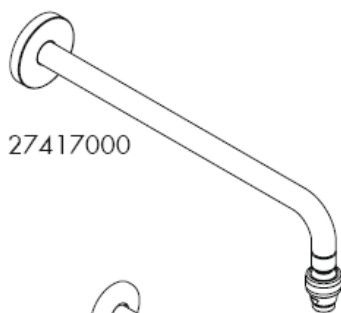
27409XXX/27410XXX/27413XXX



27412XXX



27416000



27417000



27411XXX



27415000

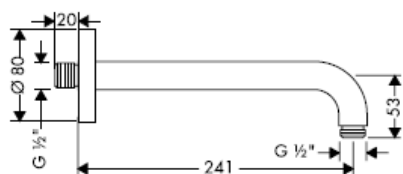
hangrohe



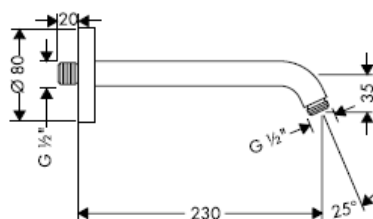
При монтаж на продукта от квалифицирани специалисти да се внимава за това, закрепващата повърхност в целия диапазон на закрепването да бъде равна (без изпъкнали fugи или изместване на плочки), конструкцията на стената да е подходяща за монтаж на продукта и особено за това, да няма слаби места.

Приложените винтове и дюбели са подходящи само за бетон. При други стени конструкции да се спазват данните на производителя на дюбели.

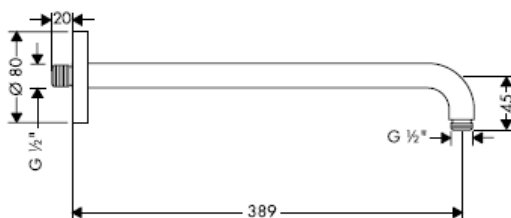
27409XXX



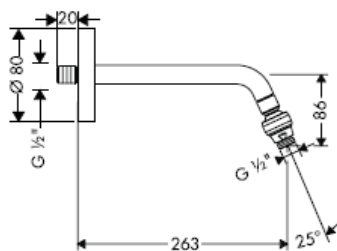
27412XXX



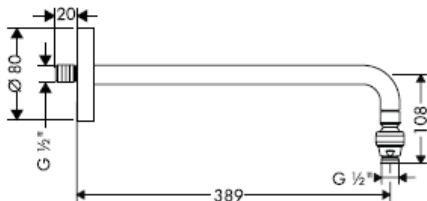
27413XXX

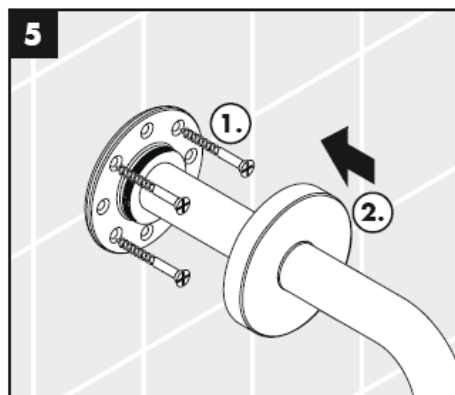
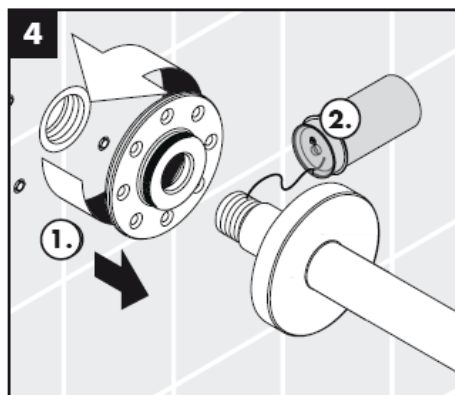

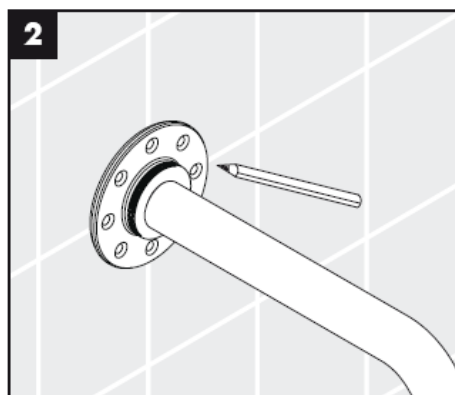
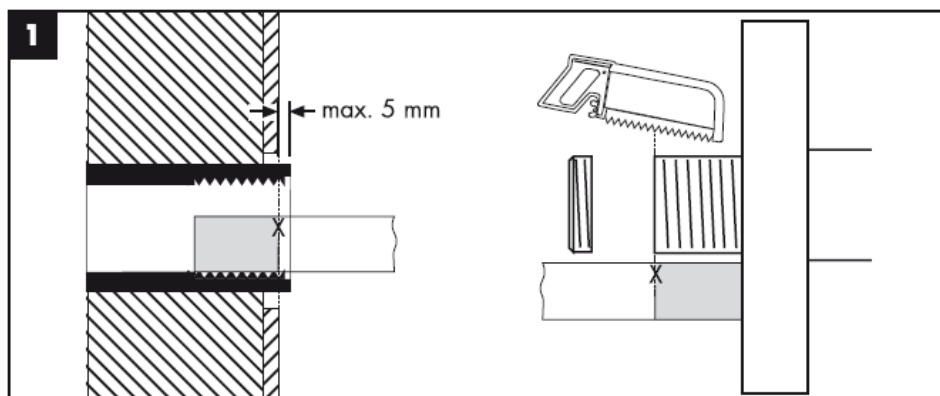


27416000

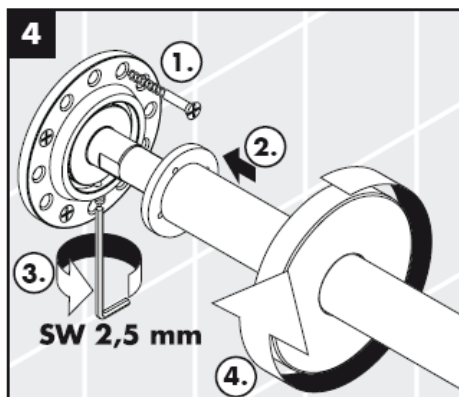
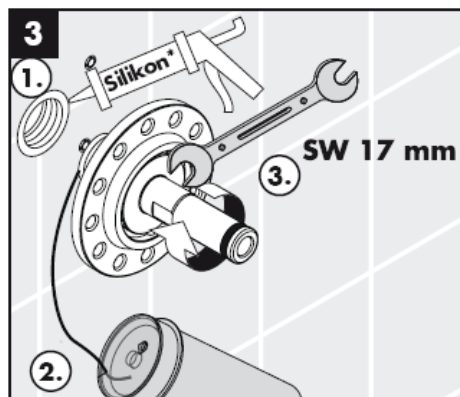
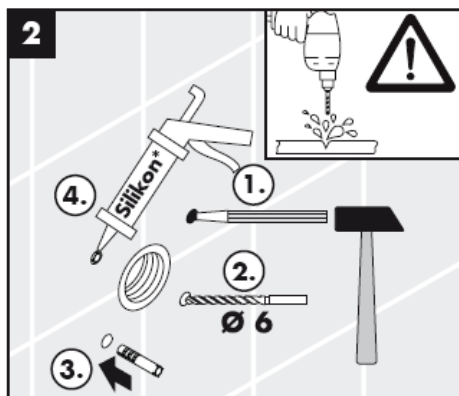
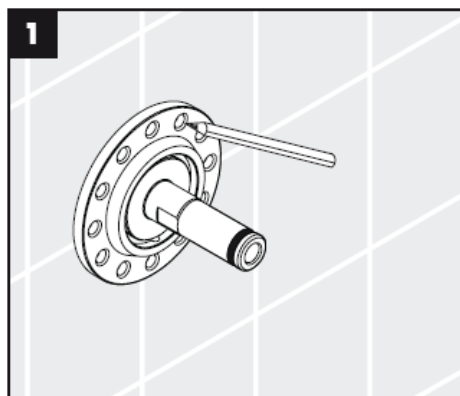
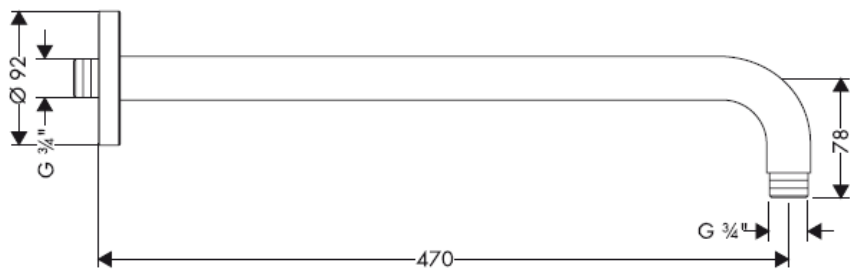


27417000

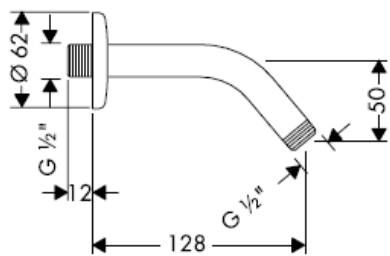




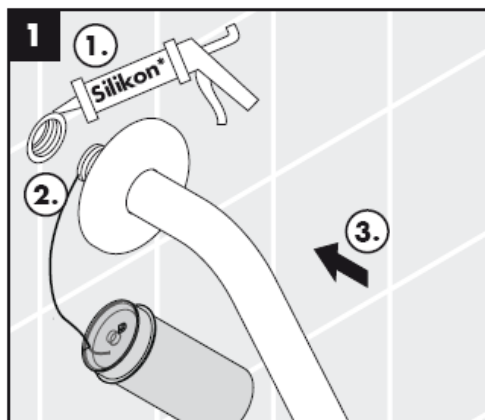
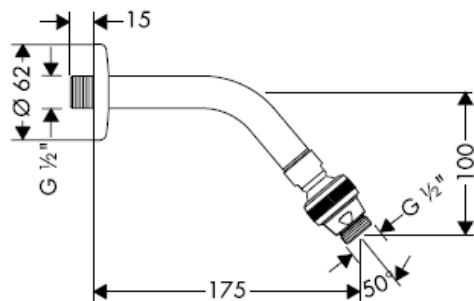
27410XXX



27411XXX

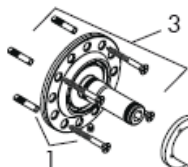


27415XXX

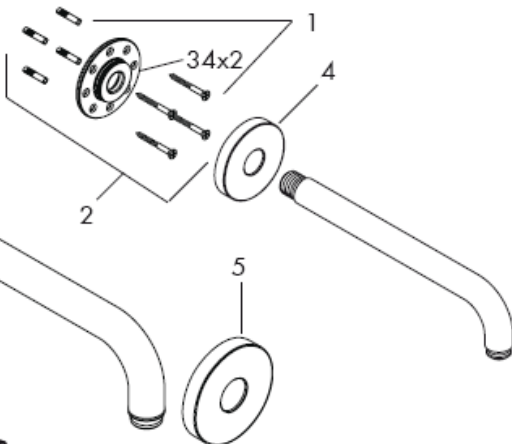


* Силикон (без оцетна киселина!)

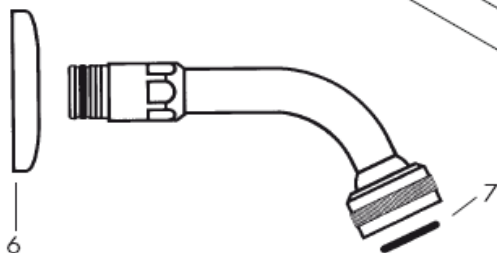
27410XXX



27409XXX / 27412XXX / 27413XXX / 27416000 /
27417000



27411XXX / 27415000



Сервизни части

1	Закрепващи части	40916000
2	Комплект за закрепване	95080000
3	Комплект за закрепване	98510000
4	Розетка	98940XXX
5	Розетка	98589XXX
6	Розетка	28454XXX
7	О-образен пръстен 24 x 3,5	98084000

Oznake boja

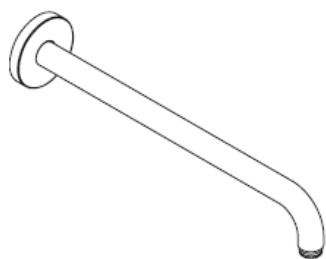
000 hrom
800 dezen plemeniti čelik
820 brushed nickel
830 polished nickel

hansgrohe

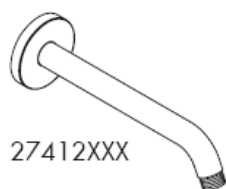
Hansgrohe · Postfach 1145 · D-77761 Schiltach · Telefon +49 (0) 78 36/51-1282 · Telefax +49 (0) 7836/511440
E-Mail: info@hansgrohe.com · Internet: www.hansgrohe.com

06/2008
9.09914.06
БЪЛГАРСКИ

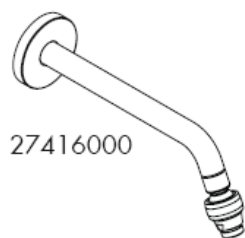
Udhëzime rreth montimit



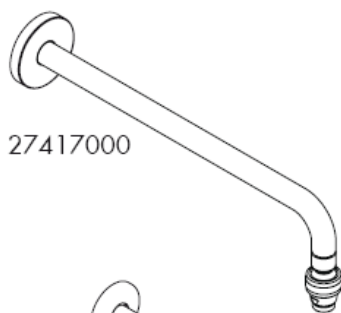
27409XXX/27410XXX/27413XXX



27412XXX



27416000



27417000



27411XXX



27415000

hansgrohe

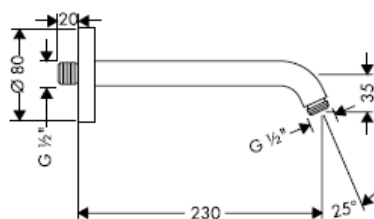


Gjatë montimit të produktit nga ana e personit të kualifikuar duhet pasur parasysh që e gjithë sipërfaqja mbërthyesë të jetë e drejtë (nuk duhet të ketë hapësira mes pllakave). Mbi të gjitha muri duhet të jetë i përshtatshëm për montim dhe nuk duhet të ketë pika të dobëta. Vidhat dhe kunjat e bashkangjitura janë të përshtatshme vetëm për beton. Te përbërja tjetër murore të merren parasysh të dhënat e prodhuesit të kunjave.

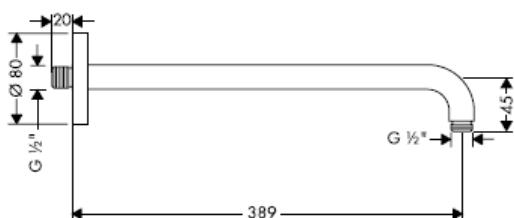
27409XXX



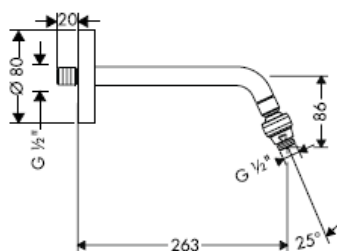
27412XXX




27413XXX

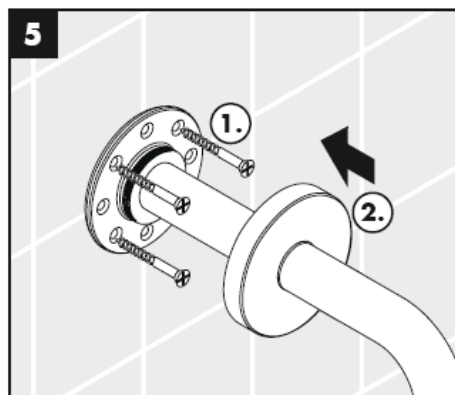
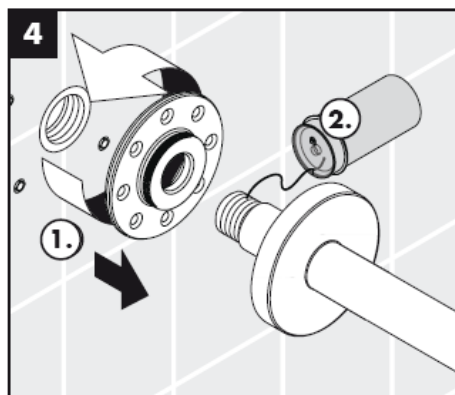

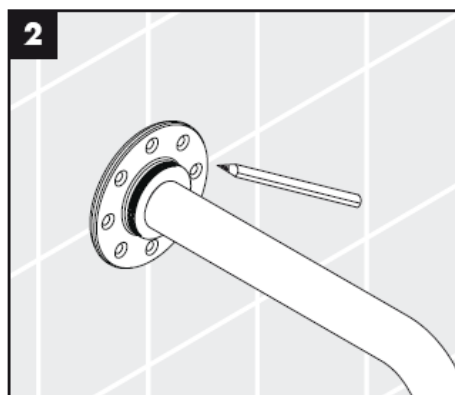
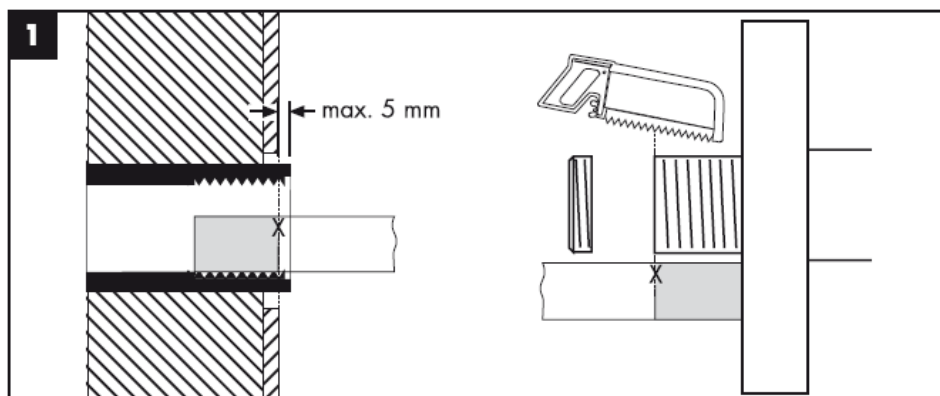


27416000

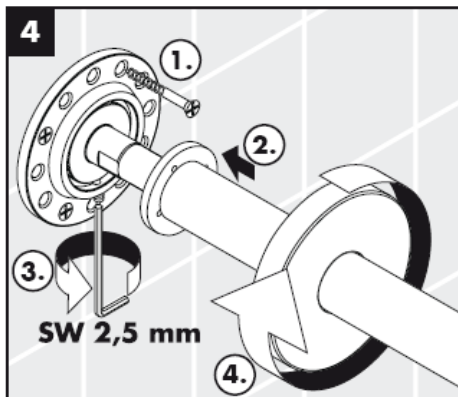
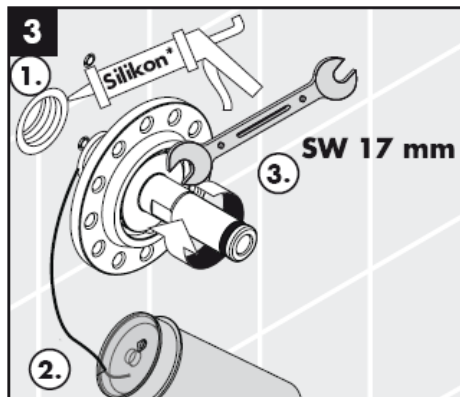

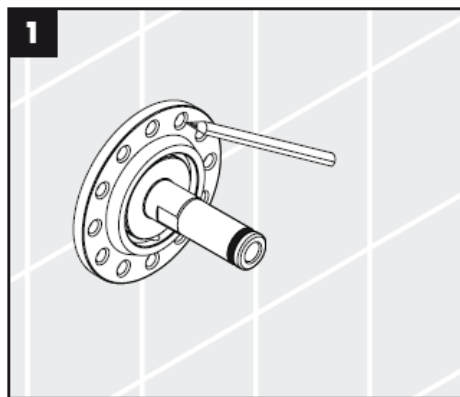
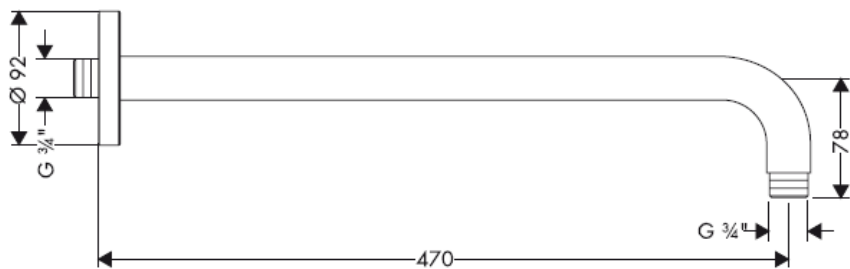


27417000

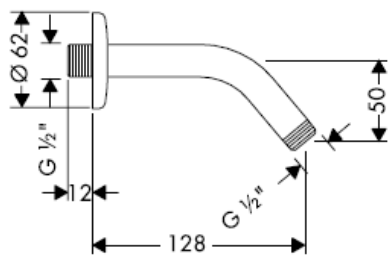




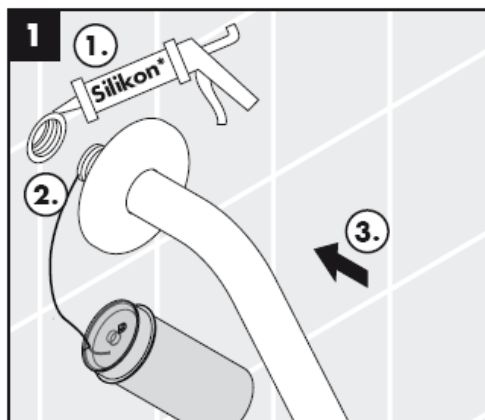
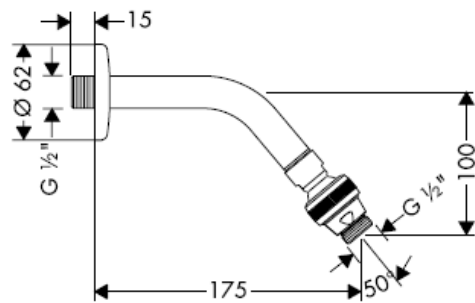
27410XXX



27411XXX

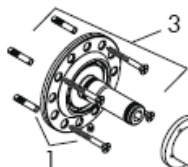


27415XXX

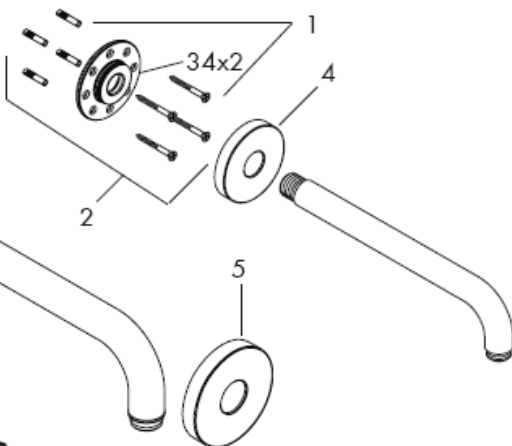


*Silikon (pa acid uthulle!)

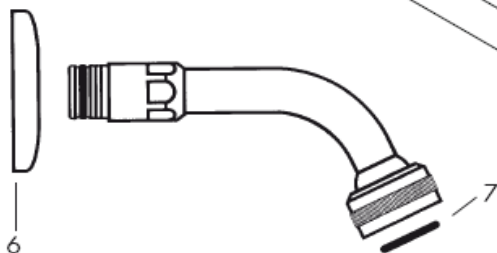
27410XXX



27409XXX / 27412XXX / 27413XXX / 27416000 /
27417000



27411XXX / 27415000



Pjesët e servisit

1	Pjesët mbërthyesë	40916000
2	Pajisja përforcuese	95080000
3	Pajisja përforcuese	98510000
4	Rozeta	98940XXX
5	Rozeta	98589XXX
6	Rozeta	28454XXX
7	Unazë O 24 x 3,5	98084000

Oznake boja

000 hrom
800 dezen plemeniti çelik
820 brushed nickel
830 polished nickel

hansgrohe

Hansgrohe · Postfach 1145 · D-77761 Schiltach · Telefon +49 (0) 78 36/51-1282 · Telefax +49 (0) 7836/511440
E-Mail: info@hansgrohe.com · Internet: www.hansgrohe.com

06/2008
9.09914.06
Shqipëri